

GSP AUTO PARTS

CAT.NO.8D1018/E

**CENTRE BEARINGS AND
FLEXIBLE COUPLINGS
CATALOGUE 2018**

GENERAL INDEX

Vehicle Index	Page.I-VIII
Application	Page.001-134
Cross References List And Photo	Page.135-153
Numerical list	Page.154-161

GSP Number Remark

510925 Without Kit

510925S With Kit

510925	510925S
OPEL Ref.No. 03 52 319	OPEL Ref.No. 03 52 319
	

MAKE-MODEL	PAGE	MAKE-MODEL	PAGE	MAKE-MODEL	PAGE
ALFA ROMEO		BMW		CHEVROLET	
147 (937_)	1	5 (F10, F18)	21	C60 KODIAK	31
156 (932_)	1	5 GRAN TURISMO (F07)	21	C6500 KODIAK	31
156 Sportwagon (932_)	1	5 TOURING (E34)	22	C70	31
33 (905)	1	5 TOURING (E39)	22	C70 KODIAK	32
33 (905A)	1	5 TOURING (E61)	23	C7500 KODIAK	32
33 (907A)	1	5 TOURING (F11)	23	CAPRICE	32
33 (907B)	2	6 (E24)	24	CAPTIVA (C100)	32
ALFASUD (901)	2	6 (E63)	24	DEL RAY	32
BRERA	2	6 (E64)	25	EL CAMINO	32
GT (937_)	2	6 (F12)	25	EXPRESS 1500	32
SPIDER (939)	2	6 (F13)	25	EXPRESS 2500	32
AUDI		6 GRAN (F06)	25	EXPRESS 3500	32
100 (44, 44Q, C3)	2	7 (E23)	25	G10	32
100 (4A, C4)	2	7 (E32)	25	G10 VAN	32
100 (C1)	2	7 (E38)	26	G20	32
100 AVANT (44, 44Q, C3)	2	7 (E65, E66, E67)	26	G20 VAN	32
100 AVANT (4A, C4)	2	7 (F01, F02, F03, F04)	26	G30	32
200 (44, 44Q)	2	8 (E31)	27	G30 VAN	32
80 (81, 85, B2)	2	X1 (E84)	27	IMPALA	32
80 (8C, B4)	2	X3 (E83)	27	K10	32
80 AVANT (8C, B4)	2	X3 (F25)	28	K10 PICKUP	32
90 (89, 89Q, 8A, B3)	2	X5 (E53)	28	K10 SUBURBAN	32
A3 (8L1)	3	X5 (E70)	28	K1500	33
A4 (8D2, B5)	3	X5 (F15, F85)	28	K1500 SUBURBAN	33
A4 AVANT (8D5, B5)	3	X6 (E71, E72)	28	K20	33
A6 (4A, C4)	3	Z1	28	K20 PANEL	33
A8 (4D2, 4D8)	3	Z3 (E36)	28	K20 PICKUP	33
CABRIOLET (8G7, B4)	3	Z4 (E85)	29	K20 SUBURBAN	33
COUPE (81, 85)	3	Z4 (E86)	29	K2500	33
COUPE (89, 8B)	3	Z4 (E89)	29	K2500 SUBURBAN	33
Q3	3	Z8 (E52)	29	K30	33
V8 (44_, 4C_)	3	CHECKER		K30 PICKUP	33
BMW		MARATHON	29	K3500	33
02 (E10)	3	CHEVROLET		K5 BLAZER	33
02 TOURING (E6)	3	ASTRO	29	KINGSWOOD	33
1 (E81)	3	B7	30	LUMINA APV	33
1 (E82)	4	BEL AIR	30	P10	33
1 (E87)	4	BISCAYNE	30	P10 SERIES	33
1 (E88)	4	BLAZER	30	P10 VAN	33
1 (F20)	5	BROOKWOOD	30	P20	33
1500-2000 (115, 116, 118, 121)	5	C10	30	P20 SERIES	33
2000-3.2 (E9)	5	C10 PANEL	30	P20 VAN	33
3 (E21)	5	C10 PICKUP	30	P30	33
3 (E30)	6	C10 SUBURBAN	30	P30 SERIES	34
3 (E36)	7	C1500	30	P30 VAN	34
3 (E46)	8	C1500 SUBURBAN	30	R10	34
3 (E90)	10	C20	30	R10 SUBURBAN	34
3 (E92)	12	C20 PANEL	30	R1500 SUBURBAN	34
3 (E93)	13	C20 PICKUP	30	R20	34
3 (F30, F35, F80)	13	C20 SUBURBAN	30	R20 SUBURBAN	34
3 COMPACT (E36)	13	C2500	31	R2500	34
3 COMPACT (E46)	14	C2500 SUBURBAN	31	R2500 SUBURBAN	34
3 TOURING (E30)	14	C30	31	R30	34
3 TOURING (E36)	14	C30 PANEL	31	R3500	34
3 TOURING (E46)	15	C30 PICKUP	31	S10	34
3 TOURING (E91)	16	C3500	31	S10 BLAZER	34
5 (E12)	17	C3500HD	31	SILVERADO 1500	34
5 (E28)	18	C40	31	SILVERADO 1500 HD	34
5 (E34)	18	C50	31	SILVERADO 2500	34
5 (E39)	19	C5500 KODIAK	31	SILVERADO 2500 HD	34
5 (E60)	20	C60	31	SUBURBAN 2500	34

MAKE-MODEL	PAGE	MAKE-MODEL	PAGE	MAKE-MODEL	PAGE
CHEVROLET		DODGE		FORD	
T6500	34	D50	38	BRONCO II	41
T7500	34	D500	38	C800	41
TOWNSMAN	34	D501	38	CAPRI II (GECF)	41
TRUCK	34	DAKOTA	38	CAPRI III (GECF)	41
V10	35	DURANGO	38	CARGO	41
V10 SUBURBAN	35	GRAND CARAVAN	38	CF6000	41
V1500 SUBURBAN	35	M300	38	CF7000	41
V20	35	M350	38	CF8000	41
V20 SUBURBAN	35	P200	38	CLUB WAGON	41
V2500 SUBURBAN	35	P300	38	CORTINA (GBNS)	41
V30	35	P375	38	CORTINA '80 (GBNS)	41
V3500	35	RAM 1500 TRUCK	38	COURIER (JV_)	41
CHRYSLER		RAM 1500 VAN	38	E-100 ECONOLINE	41
STRATUS (JX)	35	RAM 2500 TRUCK	38	E-100 ECONOLINE CLUB WAGON	41
CITROEN		RAM 2500 VAN	38	E-150	41
BERLINGO (M_)	35	RAM 3500 TRUCK	38	E-150 CLUB WAGON	41
BX (XB-)	35	RAM 3500 VAN	38	E-150 ECONOLINE	41
BX BREAK (XB-)	35	RAM 50	38	E-150 ECONOLINE CLUB WAGON	41
C15 (VD-)	36	RAM 51	38	E-200 ECONOLINE	41
C4 I (LC-)	36	RAM 52	38	E-250	41
C-CROSSER	36	RAMCHARGER	38	E-250 ECONOLINE	41
LNA	36	RD200	38	E-250 ECONOLINE CLUB WAGON	42
SAXO (S0, S1)	36	W100	38	E-300 ECONOLINE	42
VISA	36	W100 PICKUP	39	E-350	42
VISA II	36	W100 SERIES	39	E-350 CLUB WAGON	42
XANTIA (X1)	36	W150	39	E-350 ECONOLINE	42
XANTIA (X2)	36	W200	39	E-350 ECONOLINE CLUB WAGON	42
XM (Y4)	36	W200 PICKUP	39	E-450 ECONOLINE SUPER DUTY	42
XSARA (N1)	36	W200 SERIES	39	E-450 ECONOLINE SUPER DUTY STRIPPED	42
DAIHATSU		W250	39	E-450 SUPER DUTY	42
TERIOS (J2_)	36	W300	39	E-450 SUPER DUTY STRIPPED CHASSIS	42
TERIOS F700	36	W300 PICKUP	39	ECONOLINE SUPER DUTY	42
TERIOS F710	36	W300 SERIES	39	ESCAPE	42
DODGE		W350	39	ESCORT III (GAA)	42
A100 TRUCK	36	WM300 PICKUP	39	ESCORT V (ALL)	42
A108 VAN	36	WM300 POWER WAGON	39	ESCORT V (GAL, AVL)	42
B100	36	FIAT		ESCORT VI (GAL)	42
B100 VAN	36	124	39	EVEREST (EP)	42
B150	36	124 SPIDER	39	EVEREST (EU)	42
B200	36	126	39	EXCURSION	42
B200 VAN	37	127	39	EXPLORER	42
B250	37	128	40	Explorer Sport Trac	42
B300	37	500	40	F 4000	42
B300 VAN	37	500 C	40	F SERIES	42
B350	37	BRAVO II (198)	40	F SUPER DUTY	43
CARAVAN	37	MAREA (185)	40	F-100	43
CB300	37	MAREA WEEKEND (185)	40	F-100 PICKUP	43
D100	37	PALIO (178BX)	40	F-150	43
D100 PICKUP	37	PALIO WEEKEND (178DX)	40	F-150 HERITAGE	43
D100 SERIES	37	PANDA (141A_)	40	F-250	43
D150	37	PANDA (169)	40	F-250 PICKUP	43
D200	37	PUNTO EVO (199)	40	F-250 SUPER DUTY	43
D200 PICKUP	37	PUNTOGRANDE PUNTO (199)	40	F350	43
D200 SERIES	37	SCUDO (270_)	40	F-350	43
D250	37	SEDICI	40	F-350 PICKUP	43
D300	37	STRADA (138A)	40	F-350 SUPER DUTY	43
D300 PICKUP	37	STRADA II (138A)	40	F-450 SUPER DUTY	43
D300 SERIES	37	FORD		F-500	43
D350	37	-	41	F53	43
D400	38	AEROSTAR	41	F-550 SUPER DUTY	43
D450	38	BRONCO	41	F59	43

MAKE-MODEL	PAGE	MAKE-MODEL	PAGE	MAKE-MODEL	PAGE
FORD		GMC		GMC	
F600	43	C25/C2500 PICKUP	49	S15	52
F650	43	C25/C2500 SUBURBAN	49	S15 JIMMY	52
F700	44	C2500	49	SAFARI	52
F7000	44	C2500 SUBURBAN	49	SAVANA 1500	52
F750	44	C35	49	SAVANA 2500	52
F800	44	C35/C3500 PICKUP	49	SAVANA 3500	52
F8000	44	C3500	49	SIERRA 2500 HD	52
Falcon	44	C3500HD	49	SIERRA C3	52
FIESTA IV JA	44	C5000	49	SONOMA	52
FIESTA IV JB	44	C5000 TOPKICK	49	SUBURBAN	52
FIESTA V (JH_, JD_)	44	C6000	50	T6500	53
FT800	44	C6000 TOPKICK	50	T7500	53
FUSION (JU_)	44	C6500 TOPKICK	50	TRUCK	53
GALAXY (WGR)	44	C7000	50	TYPHOON	53
GRANADA (GNU)	44	C7000 TOPKICK	50	V1500	53
GRANADA (GU)	44	C7500 TOPKICK	50	V2500	53
GRANADA III (GGE)	44	G15	50	V2500 SUBURBAN	53
KA (RB_)	44	G15/G1500 VAN	50	V3000 FORWARD CONTROL	53
L800	44	G1500	50	V3500	53
LN7000	44	G25	50	YUKON	53
LN800	44	G25/G2500 VAN	50	YUKON XL 2500	53
LN8000	44	G2500	50	HONDA	
MAVERICK (UDS, UNS)	44	G35	50	ACCORD VI AERODECK (CE, CF)	53
MONDEO (BNP)	44	G35/G3500 VAN	50	CIVIC/CIVIC FERIO (EG_,EH1,EJ3)	53
MONDEO GE	45	G3500	50	CIVIC/CIVIC FERIO (EK_,EJ9)	53
MONDEO II (BFP)	45	I1000	50	CR-V (RD1,RD2)	53
MONDEO II (BNP)	45	I1500	50	CR-V (RD4,RD5,RD6,RD7,RD9)	53
P-500	45	I2500	50	CR-V (RE3,RE4)	53
RANGER	45	I3500	50	DOMANI (MA4,MA5,MA6,MA7)	53
RANGER (ES)	45	JIMMY	50	DOMANI (MB3,MB4,MB5)	53
RANGER (ET)	45	K15	50	EDIX (BE1 ,BE2 ,BE3 ,BE4)	53
SIERRA (BNC)	45	K15 SUBURBAN	50	HR-V (GH1,GH2,GH3,GH4)	53
SIERRA (BNG)	45	K15/K1500 PICKUP	51	INTEGRA (DC1,DC2,DB6,DB7,DB8,DB9)	53
SIERRA (GBC)	45	K1500	51	ODYSSEY I (RHD) (RA1,RA2,RA3,RA4,RA5)	53
TOURNEO CUSTOM	45	K1500 SUBURBAN	51	PARTNER (EY6,EY7,EY8,EY9)	53
TRANSIT	45	K25	51	STEPWGN (RF1,RF2)	53
TRANSIT (72E, 73E)	46	K25/K2500 PICKUP	51	HYUNDAI	
TRANSIT (E_)	46	K2500	51	G-OPER I	54
TRANSIT (FD_, FB_, FS_, FZ_, FC_)	47	K2500 SUBURBAN	51	G-OPER II (JK-01)	54
TRANSIT (FM_, FN_)	47	K35	51	H-1	54
TRANSIT (T_)	47	K3500	51	IX35/TUCSON (10MY)	54
TRANSIT CUSTOM	47	P15	51	LIBERO (HB)	54
TRANSIT TOURNEO	47	P15/P1500 VAN	51	SANTA FE (BB)	54
TRANSIT VAN (E_)	48	P1500	51	SANTA FE (CM)	54
TRANSIT VAN (FA_)	48	P25	51	SONATA II (Y-3)	54
TRANSIT VAN (T_)	48	P25/P2500 VAN	51	TM 10 (TM)	54
GM		P2500	51	TUCSON	54
Cadillac CTS	48	P35	52	INFINITI	
GMC		P35/P3500 VAN	52	FX (S50)	54
1000 SERIES	48	P3500	52	J30 (JPY32)	54
1500 SERIES	48	P4500	52	QX4 (JR50)	54
2500 SERIES	48	PB1000 SERIES	52	INTERNATIONAL	
B7	48	PB15 SERIES	52	100	54
C15	48	PB1500 SERIES	52	1000A	54
C15 SUBURBAN	48	PB25 SERIES	52	1000B	54
C15/C1500 PICKUP	48	PB2500 SERIES	52	1000C	54
C15/C1500 SUBURBAN	48	R1500	52	1000D	54
C1500	48	R1500 SUBURBAN	52	1010	54
C1500 SUBURBAN	49	R2500	52	1100A	54
C25	49	R2500 SUBURBAN	52	1100B	54
C25 SUBURBAN	49	R3500	52	1100C	55



MAKE-MODEL	PAGE	MAKE-MODEL	PAGE	MAKE-MODEL	PAGE
INTERNATIONAL		INTERNATIONAL		INTERNATIONAL	
1100D	55	9370	58	F1954	61
1110	55	9400	58	F2275	61
1200A	55	9400I SBA	58	F2276 S	61
1200B	55	9600	58	F2375 S	61
1200C	55	9700	58	F2574	61
1200D	55	9800 SBA	58	F2575	61
1210	55	9900 SFA	58	F2674	61
1300A	55	9900I SFA	58	F2675	61
1300B	55	9900IX SFA	58	F9370	61
1300C	55	A100 TRUCK	58	G1904	61
1300D	55	A102	58	G1954	61
1310	55	A110	58	G2105	61
150	55	A112	58	GENESIS RE	61
1652SC	55	A120	58	M SERIES VAN	61
1652UPS	55	A122	58	M1100	61
200	55	A130	58	M1200	61
2275	55	A132	58	M1400	61
2276 S	56	AB120	58	M1400 METRO II	61
2375 S	56	AB1200	58	M1600 METRO II	61
2554	56	AB140	58	M700	61
2574	56	AB1400	58	M800	61
2575	56	AM120	59	M800 NAVY	61
2654	56	AM130	59	M800 POST OFFICE	62
2674	56	AM132	59	MA1200	62
2675	56	AM150	59	MHC1310	62
3000	56	AM80	59	MS	62
3000FE	56	B100	59	MS1210	62
3000IC	56	B102	59	S1624	62
3000RE	56	B110	59	S1654	62
3200	56	B112	59	S1654LP	62
3400	56	B120	59	S1723	62
3600	56	B122	59	S1724	62
3700	56	B130	59	S1753	62
3800	56	B132	59	S1754	62
3900FC	56	C100	59	S1823	62
4300LP	57	C1000	59	S1824	62
4400LP	57	C102	59	S1853	62
4600LP	57	C110	59	S1853FC	62
4600UH	57	C1100	59	S1854	62
4700	57	C112	59	S1924	62
4700LP	57	C120	60	S1925	62
4700LPX	57	C1200	60	S1954	62
4800	57	C122	60	S1955	62
4900	57	C130	60	S2125	62
5000	57	C1300	60	S2155	62
5500I	57	C132	60	S2276	62
5600I	57	C900	60	S2375	62
5900I SBA	57	CARGOSTAR	60	S2524	63
7100	57	CM110	60	S2554	63
7300	57	CM75	60	SCOUT	63
8100	57	CM80	60	SCOUT II	63
8200	57	CO9670	60	TRAVEL-	63
8300	57	COF5870 PAYSTAR	60	ISUZU	
900A	57	COF9670	60	-	63
908B	57	D1000	60	AMIGO	63
908C	57	D1100	60	CAMPO (KB)	63
9100 SBA	57	D1200	60	HOMBRE	63
9100I SBA	57	D1300	60	KB20	63
9200 SBA	57	D300	60	N-SERIE NKR 69S, NPR 69M, NPR 69L	63
9200I SBA	58	D900	60	N-Serie NKR 69S,NPR 69M,NPR 69L	63
9300	58	DM10	61	OASIS	63



MAKE-MODEL	PAGE	MAKE-MODEL	PAGE	MAKE-MODEL	PAGE
ISUZU		MAZDA		MERCEDES BENZ	
PICKUP	63	B1600	66	S-CLASS (C216)	93
RODEO	63	B2000	66	S-CLASS (W116)	93
RODEO (8DH)	63	B2000/B2200	66	S-CLASS (W126)	94
TROOPER	63	B2200	66	S-CLASS (W140)	95
TROOPER I (UBS) BIGHORN	63	B2500	66	S-CLASS (W220)	95
VEHICROSS	63	B2500/B2600 (UF)	66	S-CLASS (W221)	95
IVECO		B2600	66	SL (C107)	95
DAILY II	63	BT-50 (UN)	66	SL (R107)	96
JEEP		CX-7 (ER)	66	SL (R129)	97
WRANGLER II (TJ)	64	CX-9 (TB)	66	SL (R230)	97
KENWORTH		THUNDER	66	SLK (R170)	97
13-210	64	MERCEDES BENZ		SLK (R171)	97
22-210	64	-	66	SPRINTER (906)	98
K130	64	190 (W201)	66	SPRINTER 2-T (901, 902)	98
K150	64	8 (W114)	69	SPRINTER 3,5 (906)	99
K220	64	8 (W115)	69	SPRINTER 3,5-T (906)	99
KIA		CABRIOLET (A124)	69	SPRINTER 3-T (903)	99
CLARUS (K9A)	64	C-CLASS (C204)	69	SPRINTER 4-T (904)	100
PICANTO (TA)	64	C-CLASS (CL203)	69	SPRINTER 5T (905)	101
SORENTO	64	C-CLASS (S202)	70	T1 (601)	101
SORENTO (XM)	64	C-CLASS (W202)	71	T1 (602)	102
SPORTAGE	64	C-CLASS (W203)	72	T1/TN	102
SPORTAGE (FQ)	64	C-CLASS (W204)	73	VARIO	102
SPORTAGE (SL)	64	C-CLASS T-MODEL (S203)	74	V-CLASS (638/2)	102
LANCIA		C-CLASS T-MODEL (S204)	74	VIANO (W639)	102
MUSA (350)	65	CLC-CLASS (CL203)	75	VITO (W639)	103
THEMA (LX)	65	CLK (A208)	75	VITOMIXTO (W639)	104
Y10 (156)	65	CLK (A209)	75	MITSUBISHI	
ZETA (220)	65	CLK (C208)	75	-	105
LAND ROVER		CLK (C209)	76	3000 GT (Z16A)	105
DISCOVERY III	65	CLS (C218)	76	AIRTREK (CU_)	106
DISCOVERY IV	65	CLS SHOOTING BRAKE (X218)	76	ASX (GA_)	106
FREELANDER I	65	COUPE (C123)	76	CARISMA (DA_)	106
RANGE ROVER III (LM)	65	COUPE (C124)	77	CHARIOT/SPACE WAGON GRANDIS (N84W,N94W)	106
LEXUS		E-CLASS (A124)	77	CH-ENGER (K90)	106
300H AYZ1#	65	E-CLASS (A207)	77	ECLIPSE (D2_A)	106
300H ZGZ1#	65	E-CLASS (C124)	78	GALANT IV (E3_A)	106
GS	65	E-CLASS (C207)	78	GALANT V (E5_A, E7_A, E8_A)	106
GS (GRS190)	65	E-CLASS (S124)	78	K14	106
GS (GRS195)	65	E-CLASS (S210)	79	L 200 (K3_T, K2_T, K1_T, K0_T)	106
GS (GRS196)	65	E-CLASS (W124)	80	L 200 (K7_T, K6_T)	106
GS (JZS160)	65	E-CLASS (W210)	81	L 300 (P0_W, P1_W, P2_W)	106
IS (GSE20)	65	E-CLASS (W211)	82	L 400 (PD_W, PC_W, PB_V, PA_W, PA_V)	106
IS (GSE22)	65	E-CLASS (W212)	83	L 400/SPACE GEAR (PD_W, PC_W, PA_V, PB_V)	106
IS (GSE25)	65	E-CLASS T-MODEL (S211)	83	L200 (K6_,K7_)	106
IS (GXE10,JCE10)	65	E-CLASS T-MODEL (S212)	83	L200 (KA4T)	106
IS200 GXE10	65	GLK-CLASS (X204)	84	L200 (KB4T)	106
IS200 JCE10	65	KOMBI (S123)	84	L200 D	106
IS300 GXE10	65	KOMBI (S124)	85	L200 SPORTERO (KA9T)	107
IS300 JCE10	65	M-CLASS (W163)	87	L200 SPORTERO (KB9T)	107
LS/CELSIOR (UCF10)	65	MERCE ATEGO 1517, 1517 L	88	MIGHTY MAX	107
LS/CELSIOR (UCF20)	65	MERCE MK 1726,1726 L, 1726 LL	88	OUTLANDER (CU_)	107
LS/CELSIOR (UCF30)	65	MERCE MK 2422 B	88	OUTLANDER (CW_)	107
NX200 AYZ1#	66	MERCE MK 2527	88	PAJERO/SHOGUN (L04_G, L14_G)	107
NX200 ZGZ1#	66	MERCE NG 1928,1928 L	88	PAJERO/SHOGUN (V2_W, V4_W)	107
RX (GGL15)	66	MERCE SK 1922 K	88	PAJERO/SHOGUN II (L04_G)	107
RX (MCU15)	66	SALOON (W123)	88	PAJERO/SHOGUN II (V3_W, V2_W, V4_W)	107
RX (MCU35,GSU35)	66	SALOON (W124)	89	RVR (N61W,N64W,N64WG,N71W,N73W,N73WG,N74W,N74WG)	107
RX (MCU35,MCU38)	66	S-CLASS (C126)	93	SHOGUN PININ (H6_W, H7_W)	107
MAZDA		S-CLASS (C140)	93	SIGMA STATION WAGON (F0_W)	107
5 (CW)	66	S-CLASS (C215)	93	SPACE RUNNER (N1_W, N2_W)	107



MAKE-MODEL	PAGE	MAKE-MODEL	PAGE	MAKE-MODEL	PAGE
MITSUBISHI		OPEL		PLYMOUTH	
SPACE WAGON (N3_W, N4_W)	107	ANTARA	110	TRAILDUSTER	115
STRADA (K74T)	107	ASTRA F (51_, 52_)	110	PORSCHE	
NISSAN		ASTRA F (53_, 54_, 58_, 59_)	110	CAYENNE	115
200SX/240SX (S14)	108	ASTRA F (56_, 57_)	110	CAYENNE (955)	115
720	108	ASTRA H SPORP HATCH (L08)	110	RENAULT	
AD VAN/WAGON (NY10)	108	CALIBRA A (85_)	110	11 (B/C37_)	115
AD VAN/WINGROAD (NY11)	108	CORSA B (73_, 78_, 79_)	110	16 (115_)	115
ALMERA (N15)	108	FRONTERA A (5_MWL4)	110	17	115
AMB (AE50)	108	FRONTERA A SPORT (5_SUD2)	110	18 (134_)	115
AVENIR (NW11)	108	MANTA B (58_, 59_)	110	18 VARIABLE (135_)	115
AVENIR (W10)	108	MONTEREY A (UBS_)	110	20 (127_)	116
BLUEBIRD (910)	108	MONZA A (22_)	111	21 (L48_)	116
BLUEBIRD (U13)	108	OMEGA A (16_, 17_, 19_)	111	21 SAVANNA (K48_)	116
BLUEBIRD SYLPHY (NG10)	108	OMEGA A (66_, 67_)	111	25 (B29_)	116
CEDRIC/GLORIA (_Y31_)	108	OMEGA B (21_, 22_, 23_)	111	4 (112_)	116
CREW (_K30)	108	OMEGA B (25_, 26_, 27_)	111	4 (R21_, R23_)	116
CUBE (Z10)	108	REKORD C	112	5 (122_)	116
D21	108	SENATOR B (29_)	112	6 (118_)	116
DATSUN (D22)	108	SINTRA	112	9 (L42_)	117
DUALIS (J10) (JAPAN)	108	VECTRA A (86_, 87_)	112	CLIO (B/C57_, 5/357_)	117
ELGRAND (E50)	108	VECTRA A (88_, 89_)	112	CLIO II (BB0/1/2_, CB0/1/2_)	117
ELGRAND (E51)	108	VECTRA B (31_)	112	KANGOO (KC0/1_)	117
EXPERT (VW11)	108	VECTRA B (36_)	112	MEGANE I CLASSIC (LA0/1_)	117
HARDBODY (D22S)	108	VECTRA B (38_)	112	MEGANE SCENIC (JA0/1_)	117
KING CAB (D21)	108	PEUGEOT		SAFRANE II (B54_)	117
KING CAB (D22)	108	104	112	SCENIC III (JZ0/1_)	117
KING CAB (LCD22)	108	106 (1A, 1C)	112	SUPER 5 (B/C40_)	117
LARGO (W30)	108	106 II (1)	112	ROVER	
LAUREL (_C34)	108	205 (741B, 20D)	112	400 (RT)	117
LAUREL (_C35)	108	205 II (20A/C)	113	SAAB	
LEOPARD (F31)	109	304 BREAK (_04D_)	113	9-5 (YS3E)	118
MICRA IV (K13)	109	305 (581A)	113	SEAT	
MICRA/MARCH (K11)	109	305 (581D)	113	INCA (6K9)	118
NP300 PICKUP (D22X)	109	305 II (581E)	113	SKODA	
NP300 SAF MADE (D22SS)	109	305 II (581M)	113	FELICIA (6U5)	118
PATROL GR II (Y61)	109	306 (7D, N3, N5)	113	SUPERB (3T4)	118
PICK UP (720)	109	309 (10C, 10A)	113	SUPERB (3T5)	118
PICK UP (D21)	109	309 II (3C, 3A)	113	SSANG YONG	
PICK UP (D22)	109	4007	113	ACTYON	118
PRAIRIE (M12)	109	405 (15B)	113	KYRON	118
PRIMERA (NP10)	109	405 (15E)	113	MUSSO (FJ)	118
PRIMERA (NP11)	109	405 II (4B)	114	REXTON I	118
PRIMERA WAGON (W11)	109	405 II (4E)	114	REXTON II	118
PULSAR (N15)	109	504 (A_, M_)	114	SUBARU	
QASHQAI (J10F)	109	505 (551A)	114	FORESTER (S10)	118
RASHEEN (RB14)	109	505 BREAK (551D)	114	FORESTER (S11)	118
R-NESSA (N30)	109	604 (561A_)	114	LEGACY (B13)	118
SILVIA (S15)	109	605 (6B)	114	LEGACY/LEGACY OUTBACK (B13)	118
SKYLINE (R33)	109	806 (221)	114	SUZUKI	
STAGEA (WC34)	109	EXPERT TEPEE (VF3V_)	114	VITARA (ET, TA)	118
SUNNY (B15)	109	EXPERT VAN (222)	114	TALBOT	
TERRANO II (R20)	109	J5 (280P)	114	1307-1510	118
TERRANO III/PATHFINDER (R50)	110	J5 (290P)	114	SOLARA	118
TRUCK (D21)	110	PLYMOUTH		TAGORA	118
TRUCK (D22)	110	BREEZE	114	TOYOTA	
XTERRA (WD22)	110	PB100	114	-	118
X-TRAIL (T31)	110	PB150	114	4 RUNNER (GRN21_,KZN215,UZN21_)	119
X-TRAIL RUSMAKE (T31R)	110	PB200	115	4 RUNNER (KZN18_, VZN18_, RZN18_)	119
OLDSMOBILE		PB250	115	4 RUNNER (RN10_, VZN13_, VZN10_, RN13_)	119
BRAVADA	110	PB300	115	4RUNNER	119
SILHOUETTE	110	PB350	115		



MAKE-MODEL	PAGE	MAKE-MODEL	PAGE	MAKE-MODEL	PAGE
TOYOTA		TOYOTA		TOYOTA	
ALLION ZRT265 4WD	119	CROWN/CROWN MAJESTA (UZS14_,JZS14_,LS141,GS141)	121	MARK X (GRX125)	124
ALLION ZT245 4WD	119	CROWN/CROWN MAJESTA (UZS143,UZS145)	121	MARK X (GRX130)	124
ALPHARDVELLFIRE (GGH2_, ANH2_, ATH2_)	119	CROWN/CROWN MAJESTA (UZS15_,GS151,JZS15_,LS151)	121	MARK X (GRX135)	124
ALTEZZA GITA GXE10	119	CROWN/CROWN MAJESTA (UZS155,JZS153,JZS157)	121	MS122	124
ALTEZZA GITA GXE15 4WD	119	CROWN/CROWN MAJESTA (UZS17_,GS171_,JKS175,JZS17_)	121	MS132	124
ALTEZZA GITA JCE15 4WD	119	CROWN/CROWN MAJESTA (UZS173,JZS173,JZS179)	121	NADIA (SXN15)	124
ALTEZZA GITA SXE10	119	CROWN/MAJESTA (GRS18_,UZS18_)	121	OPA ZCT15 4WD	124
ALTEZZA GXE10	119	CROWN/MAJESTA (GRS183,GRS181,UZS187)	121	PICKUP	124
ALTEZZA GXE15 4WD	119	DYNA (BU30_,BU34_,WU30_,WU34_,XZU3_)	121	PREMIO (NZT26_, ZRT26_)	124
ALTEZZA JCE15 4WD	119	DYNA (KD_, LY_, TRY2_, KDY2_, XZU4_, XZU3_)	121	PREMIO ZRT265 4WD	124
ALTEZZA SXE10	119	DYNA 200 (BU10_,11_,14_,BU21_,22_,YU210,RZU100)	121	PREMIO ZT245 4WD	124
ALTEZZA/ALTEZZA GITA (GXE10,SXE10)	119	DYNA 200 (BU6_,BU7_,BU8_,BU9_)	121	PROGRES (JCG10)	124
ALTEZZA/ALTEZZA GITA (GXE15,JCE15)	119	DYNA 200/TOYOACE G25 (BU1_,2_,RZU100,RZU140,XZU130,XZU140)	121	PROGRES (JCG15)	124
ARISTO (JZS147)	119	DYNA BU20	121	PROGRES JCG10	124
ARISTO (JZS160,JZS161)	119	DYNA BU30	121	PROGRES JCG15 4WD	125
AVANZA F601	119	DYNA BU60	121	QUICK DELI/URBAN SUP (BU280,RZU280)	125
AVANZA F602	119	DYNA BU80	121	RAV 4 (SXA1_)	125
AVENSIS AZT255 4WD	119	DYNA/TOYOACE (BU3_,BZU3_,RZU3_,XZU3_)	121	RAV4 (ACA2_)	125
BREVIS (JCG10)	119	DYNA/TOYOACE (BU4_,BZU410/XZU3_,XZU4_)	121	RAV4 ACA3#	125
BREVIS (JCG15)	119	DYNA/TOYOACE (BU6_,BU7_,BU8_,BU9_)	122	RAV4 ALA4#	125
BREVIS JCG10	119	DYNA/TOYOACE (YU6_,YU70,WU75,WU85,WU9_)	122	RAV4 GSA3#	125
BREVIS JCG15 4WD	119	DYNS 150 Platform/Chassis(LY_)	122	RAV4 ZSA4#	125
CALDINA (CT196_,ET196_,CT197_)	119	DYNS 200 Platform/Chassis	122	REIZ (GRX121,GRX122)	125
CALDINA (ST195_)	119	DYNS 300 Platform/Chassis	122	RUSH F700	125
CALDINA AZT246 4WD	120	GAIA (ACM15,SXM15)	122	SOARER/LEXUS (SC430,UZZ40)	125
CALDINA ST246 4WD	120	HARRIER (ACU15,SXU15,MCU15)	122	SPRINTER (AE104,CE104)	125
CAMRY (_XV4_)	120	HARRIER (ACU35,MCU35,GSU35,GSU36)	122	SPRINTER (AE109,CE109,CE105)	125
CARINA E (_T19_)	120	HIACE III WAGON (LH1_, RZH1_)	122	SPRINTER (AE114)	125
CARINA FF (CT195,ST195)	120	HIACE IV (LH1_)	122	SPRINTER CARIB (AE114)	125
CENTURY (GZG50_)	120	HIACE V (TRH2_, KDH2_)	122	TT141	125
COASTER (BB_,BZB_,HZB50,RZB_,TRB_,XZB5_)	120	HIACECOMMUTER IV (TRH2_, KDH2_)	122	VANGUARD ACA33	125
COASTER (RB2_,BB2_,BB3_,HB3_,FB30,HDB30,HZB30)	120	HIGHLANDER (ACU25,MCU25,MCU28)	122	VANGUARD ACA38	125
COROLLA (_E11_)	120	HIGHLANDER HV (MHU28)	122	VANGUARD GSA33	125
COROLLA (AE104,CE104)	120	HILUX (RN106,LN107)	122	VEROSSA (GX110,JZX110)	125
COROLLA (AE109,CE109)	120	HILUX (RN85)	122	VEROSSA GX110	125
COROLLA (AE115)	120	HILUX II (RN6_, RN5_, LN6_, YN6_, YN5_, LN5_)	122	VOLTZ (ZZE138)	125
COROLLA RUNX-/EX (NZE124,ZZE124)	120	HILUX III (TGN1_, GGN2_, GGN1_, KUN2_, KUN1_)	123	WILL VS (ZZE129)	125
COROLLA SPACIO (AE115)	120	IPSUM (SXM15)	123	WISH (ZGE2_)	125
COROLLA SPACIO (ZZE124)	120	ISIS (ZNM1_, ANM1_, ZGM1_)	123	WU90	125
COROLLA/FIELDER (NZE124)	120	KLUGER (MCU28)	123	VAUXHALL	
COROLLA/MATRIX (NAP) (ZZE134)	120	KLUGER L/V (ACU25,MCU25)	123	ASTRA IV (G)	125
CORONA (CT195,ST195)	120	LUCIDA ESTIMA EMINA PREVIA (CXR10,CXR20,TCR10,TCR20)	123	CARLTON III	125
CORONA (TT140)	120	MARK 2 BLIT GX110	123	MERIVA II (B)	126
CORONA (TT141)	120	MARK 2 BLIT GX115 4W	123	SENATOR II (B)	126
CROWN (GRS20_,GWS204)	120	MARK 2 BLIT JZX110	123	VOLVO	
CROWN GS131	120	MARK 2 BLIT JZX115 4W	123	140 (142, 144)	126
CROWN GS151	120	MARK 2 GX100	123	240 (P242, P244)	126
CROWN JZS155	120	MARK 2 GX105 4WD	124	240 KOMBI (P245)	126
CROWN MAJESTA GS141	120	MARK 2 GX110	124	440 K (445)	127
CROWN MAJESTA GS151	120	MARK 2 GX115 4W	124	66	127
CROWN MAJESTA JZS14#	120	MARK 2 JZX110	124	740 (744)	127
CROWN MAJESTA JZS15#	120	MARK 2 JZX115 4W	124	740 KOMBI (745)	127
CROWN MAJESTA JZS153 4WD	121	MARK CHASER GX100	124	760 (704, 764)	128
CROWN MAJESTA JZS157 4WD	121	MARK CHASER GX105 4WD	124	760 KOMBI (704, 765)	128
CROWN MAJESTA LS141	121	MARK CRESTA GX100	124	780	129
CROWN MAJESTA LS151	121	MARK CRESTA GX105 4WD	124	940 (944)	129
CROWN MAJESTA UZS14#	121	MARK II/CHASER/CRESTA (GX90)	124	940 II (944)	129
CROWN MAJESTA UZS143 4WD	121	MARK II/CHASER/CRESTA (GX93)	124	940 KOMBI (945)	129
CROWN MAJESTA UZS145 4WD	121	MARK II/MARK II BLIT (GX110,JZX110)	124	960 (964)	130
CROWN MAJESTA UZS15#	121	MARK II/MARK II BLIT (GX115,JZX115)	124	960 II (964)	130
CROWN MAJESTA UZS155 4WD	121	MARK X (GRX120)	124	960 II (965)	130



MAKE-MODEL	PAGE	MAKE-MODEL	PAGE	MAKE-MODEL	PAGE
VOLVO					
960 KOMBI (965)	130				
S40 II (MS)	130				
S70 (LS)	130				
S90	130				
V70 (LV)	130				
V90	130				
VW					
-	130				
181	130				
411,412	130				
412 VARIANT	130				
BEETLE	130				
CONSTELLATION	131				
CORRADO (53I)	131				
CRAFTER	131				
DERBY (86C, 80)	131				
GOLF (17)	131				
GOLF II (19E, 1G1)	131				
GOLF III VARIANT (1H5)	131				
JETTA IV (162)	131				
K 70 (48)	131				
KARMANN GHIA (14, 34)	131				
LT 28-50 (281-363)	131				
LT II (2DA, 2DD, 2DH)	131				
LT II (2DB, 2DE, 2DK)	132				
LT II (2DC, 2DF, 2DG, 2DL, 2DM)	132				
MULTIVAN V (7HM, 7HN, 7HF, 7EF, 7EM, 7EN)	132				
PASSAT (32)	132				
PASSAT (32B)	132				
PASSAT (3A2, 35I)	133				
PASSAT (3B2)	133				
POLO (86C, 80)	133				
SCIROCCO (53B)	133				
TIGUAN	133				
TOUAREG	133				
TOUAREG (7LA, 7L6, 7L7)	133				
TRANSPORTER II	133				
TRANSPORTER III	133				
TRANSPORTER V (7HA, 7HH, 7EA, 7EH)	133				
TRANSPORTER V (7JD, 7JE, 7JL, 7JY, 7JZ)	133				
TRANSPORTER/CARAVELLE III	133				
TRANSPORTER/CARAVELLE IV (70XB, 70XC, 7DB, 7DW)	133				
TRANSPORTER/CARAVELLE V (7HB, 7HJ, 7EB, 7EJ, 7EF)	133				



	 YEAR	FITTING POSITION	REMARKS	PRODUCT	GSP Ref.
ALFA ROMEO					
147 (937_)					
1.6 16V T.SPARK (88 kW)	2001.01-2010.03	Lower, Left, Front	Hatchback Engine AR 32104	Center Bearing Support	531949
1.6 16V T.SPARK ECO (77 kW)	2001.01-2010.03	Lower, Left, Front	Hatchback Engine AR 37203	Center Bearing Support	531949
1.9 JTD (74 kW)	2003.06-2010.03	Lower, Left, Front	Hatchback Engine 182 B9.000	Center Bearing Support	531949
1.9 JTD (85 kW)	2001.04-2010.03	Lower, Left, Front	Hatchback Engine 937 A2.000	Center Bearing Support	531949
1.9 JTD 16V (100 kW)	2004.10-2010.03	Lower, Left, Front	Hatchback Engine 192 B1.000	Center Bearing Support	531949
1.9 JTD 16V (103 kW)	2002.11-2010.03	Lower, Left, Front	Hatchback Engine 192 A5.000	Center Bearing Support	531949
1.9 JTD 16V (93 kW)	2003.09-2004.09	Lower, Left, Front	Hatchback Engine 937 A4.000	Center Bearing Support	531949
1.9 JTDM (85 kW)	2004.10-2010.03	Lower, Left, Front	Hatchback Engine 939 A7.000	Center Bearing Support	531949
1.9 JTDM 16V (110 kW)	2004.09-2010.03	Lower, Left, Front	Hatchback Engine 937 A5.000	Center Bearing Support	531949
1.9 JTDM 16V (125 kW)	2008.06-2010.03	Lower, Left, Front	Hatchback Engine 937 A6.000	Center Bearing Support	531949
1.9 JTDM 8V (88 kW)	2005.07-2010.03	Lower, Left, Front	Hatchback Engine 937 A3.000/937 A2.000	Center Bearing Support	531949
2.0 (121 kW)	2002.07-2005.05	Lower, Left, Front	Hatchback Engine 937 A1.000	Center Bearing Support	531949
2.0 16V T.SPARK (110 kW)	2001.01-2010.03	Lower, Left, Front	Hatchback Engine AR 32310	Center Bearing Support	531949
3.2 GTA (184 kW)	2003.02-2010.03	Lower, Left, Front	Hatchback Engine 932 A.000	Center Bearing Support	531949
156 (932_)					
1.6 16V T.SPARK (88 kW)	1997.09-2005.09	Lower, Left, Front	Saloon Engine AR 32102/AR 32104/AR 32103/AR 67601	Center Bearing Support	531949
1.8 16V T.SPARK (103 kW)	2000.10-2005.09	Lower, Left, Front	Saloon Engine AR 32205	Center Bearing Support	531949
1.8 16V T.SPARK (106 kW)	1997.09-2000.10	Lower, Left, Front	Saloon Engine AR 32201	Center Bearing Support	531949
1.9 JTD (77 kW)	1997.09-2000.10	Lower, Left, Front	Saloon Engine AR 32302	Center Bearing Support	531949
1.9 JTD (81 kW)	2000.10-2001.05	Lower, Left, Front	Saloon Engine AR 37101	Center Bearing Support	531949
1.9 JTD (85 kW)	2001.05-2005.09	Lower, Left, Front	Saloon Engine 937 A2.000	Center Bearing Support	531949
1.9 JTD 16V (103 kW)	2002.11-2005.09	Lower, Left, Front	Saloon Engine 192 A5.000	Center Bearing Support	531949
2.0 16V T.SPARK (110 kW)	2000.10-2002.03	Lower, Left, Front	Saloon Engine AR 32310	Center Bearing Support	531949
2.0 16V T.SPARK (114 kW)	1997.09-2002.06	Lower, Left, Front	Saloon Engine AR 32310/ AR 32301	Center Bearing Support	531949
2.0 JTS (122 kW)	2002.03-2005.09	Lower, Left, Front	Saloon Engine 937 A1.000	Center Bearing Support	531949
2.4 JTD (100 kW)	1997.09-2003.09	Lower, Left, Front	Saloon Engine AR 32501	Center Bearing Support	531949
2.4 JTD (103 kW)	2000.10-2005.09	Lower, Left, Front	Saloon Engine 839 A6.000	Center Bearing Support	531949
2.4 JTD (110 kW)	2002.03-2005.09	Lower, Left, Front	Saloon Engine 841 C000	Center Bearing Support	531949
2.4 JTD (129 kW)	2003.10-2005.09	Lower, Left, Front	Saloon Engine 841 G.000	Center Bearing Support	531949
2.5 V6 24V (140 kW)	1997.09-2001.12	Lower, Left, Front	Saloon Engine AR 32401/AR 32402	Center Bearing Support	531949
2.5 V6 24V (141 kW)	2000.10-2005.09	Lower, Left, Front	Saloon Engine AR 32405	Center Bearing Support	531949
156 Sportwagon (932_)					
1.6 16V T.SPARK. (88 kW)	2000.05-2006.05	Lower, Left, Front	Estate Engine AR 32102/AR 32104/AR 32103/AR 67601	Center Bearing Support	531949
1.8 16V T.SPARK (103 kW)	2000.10-2006.05	Lower, Left, Front	Estate Engine AR 32205	Center Bearing Support	531949
1.8 16V T.SPARK (106 kW)	2000.05-2000.10	Lower, Left, Front	Estate Engine AR 32201	Center Bearing Support	531949
1.9 JTD (77 kW)	2000.05-2000.10	Lower, Left, Front	Estate Engine AR 32302	Center Bearing Support	531949
1.9 JTD (81 kW)	2000.10-2001.05	Lower, Left, Front	Estate Engine AR 37101	Center Bearing Support	531949
1.9 JTD (85 kW)	2001.05-2006.05	Lower, Left, Front	Estate Engine 937 A2.000	Center Bearing Support	531949
1.9 JTD 16V (103 kW)	2002.11-2006.05	Lower, Left, Front	Estate Engine 192 A5.000	Center Bearing Support	531949
1.9 JTD 16V Q4 (110 kW)	2004.07-2006.05	Lower, Left, Front	Estate Engine 937 A5.000	Center Bearing Support	531949
2.0 16V T.SPARK (110 kW)	2000.10-2002.03	Lower, Left, Front	Estate Engine AR 32310	Center Bearing Support	531949
2.0 16V T.SPARK (114 kW)	2000.05-2002.06	Lower, Left, Front	Estate Engine AR 32301/AR 32310	Center Bearing Support	531949
2.0 JTS (122 kW)	2002.03-2006.05	Lower, Left, Front	Estate Engine 937 A1.000	Center Bearing Support	531949
2.4 JTD (100 kW)	2000.05-2003.09	Lower, Left, Front	Estate Engine AR 32501	Center Bearing Support	531949
2.4 JTD (103 kW)	2000.10-2006.05	Lower, Left, Front	Estate Engine 839 A6.000	Center Bearing Support	531949
2.4 JTD (110 kW)	2002.03-2006.05	Lower, Left, Front	Estate Engine 841 C000	Center Bearing Support	531949
2.4 JTD (129 kW)	2003.10-2006.05	Lower, Left, Front	Estate Engine 841 G.000	Center Bearing Support	531949
2.5 V6 24V (140 kW)	2000.05-2003.08	Lower, Left, Front	Estate Engine AR 32401	Center Bearing Support	531949
2.5 V6 24V (141 kW)	2000.10-2006.05	Lower, Left, Front	Estate Engine AR 32405	Center Bearing Support	531949
33 (905)					
1.5 (66 kW)	1983.06-1986.12	-	Hatchback Engine AR30520	Center Bearing Support Kit	531058S
1.5 4x4 (75 kW)	1986.07-1989.12	-	Hatchback Engine AR30588	Center Bearing Support Kit	531058S
33 (905A)					
1.5 (66 kW)	1984.09-1986.12	-	Estate Engine AR30520	Center Bearing Support Kit	531058S
1.5 (75 kW)	1986.12-1989.12	-	Estate Engine AR30588	Center Bearing Support Kit	531058S
1.5 (77 kW)	1986.12-1989.12	-	Estate Engine AR30146/AR30508/AR30588	Center Bearing Support Kit	531058S
33 (907A)					



	 YEAR	FITTING POSITION	REMARKS	PRODUCT	GSP Ref.
ALFA ROMEO					
33 (907A)					
1.7 16V 4x4 (95 kW)	1990.01-1994.09	-	Hatchback Engine AR30747	Center Bearing Support Kit	531058S
1.7 16V 4x4 (97 kW)	1990.01-1994.09	-	Hatchback Engine AR30747	Center Bearing Support Kit	531058S
33 (907B)					
1.7 16V 4x4 (95 kW)	1990.01-1994.09	-	Estate Engine AR30747	Center Bearing Support Kit	531058S
1.7 i.e. 4x4 (79 kW)	1990.01-1992.03	-	Estate Engine AR30736/AR30737	Center Bearing Support Kit	531058S
ALFASUD (901)					
1.2 (44 kW)	1980.03-1984.09	-	Hatchback Engine AR30102S	Center Bearing Support Kit	531058S
1.2 (46 kW)	1972.06-1984.09	-	Hatchback Engine AR30102	Center Bearing Support Kit	531058S
BRERA					
2.0 JTDM (120 kW)	2008.03-	-	Hatchback Engine 844A2.000	Center Bearing Support Kit	531058S
GT (937_)					
1.8 TS (103 kW)	2003.11-2010.09	Lower, Left, Front	Coupe Engine AR 32205	Center Bearing Support	531949
1.9 JTD (110 kW)	2003.11-2010.09	Lower, Left, Front	Coupe Engine 937 A5.000	Center Bearing Support	531949
2.0 JTS (121 kW)	2003.11-2010.09	Lower, Left, Front	Coupe Engine 932 A2.000/927 A1.000	Center Bearing Support	531949
3.2 GTA (176 kW)	2003.11-2010.09	Lower, Left, Front	Coupe Engine 936 A.000	Center Bearing Support	531949
SPIDER (939)					
2.0 JTDM (120 kW)	2009.04-	-	Convertible Engine 844A2.000	Center Bearing Support Kit	531058S
AUDI					
100 (44, 44Q, C3)					
1.8 (65 kW)	1986.02-1988.07	-	Saloon Engine SH	Center Bearing Support Kit	531058S
100 (4A, C4)					
2.2 S4 Turbo Quattro (169 kW)	1991.08-1994.06	-	Saloon Engine AAN	Center Bearing Support Kit	531058S
2.3 E Quattro (98 kW)	1990.12-1994.06	-	Saloon Engine AAR	Center Bearing Support Kit	531058S
2.8 E (128 kW)	1990.12-1994.06	-	Saloon Engine AAH	Center Bearing Support Kit	531058S
100 (C1)					
1.9 (82 kW)	1971.08-1976.12	-	Coupe Engine ZJ	Center Bearing Support Kit	531058S
100 AVANT (44, 44Q, C3)					
2.0 D (51 kW)	1983.03-1990.11	-	Estate Engine CN	Center Bearing Support Kit	531058S
2.0 TD (74 kW)	1988.03-1990.11	-	Estate Engine NC	Center Bearing Support Kit	531058S
2.3 (98 kW)	1990.03-1990.11	-	Estate Engine AAR	Center Bearing Support Kit	531058S
100 AVANT (4A, C4)					
2.0 E (74 kW)	1991.09-1994.06	-	Estate Engine AAE	Center Bearing Support Kit	531058S
2.2 S4 Turbo Quattro (169 kW)	1991.09-1994.06	-	Estate Engine AAN	Center Bearing Support Kit	531058S
2.3 E (98 kW)	1991.09-1994.06	-	Estate Engine AAR	Center Bearing Support Kit	531058S
2.6 Quattro (110 kW)	1992.07-1994.06	-	Estate Engine ABC	Center Bearing Support Kit	531058S
2.8 E Quattro (128 kW)	1991.09-1994.06	-	Estate Engine AAH	Center Bearing Support Kit	531058S
200 (44, 44Q)					
2.1 5 E (100 kW)	1983.08-1984.07	-	Saloon Engine WC	Center Bearing Support Kit	531058S
2.1 Turbo (134 kW)	1983.08-1988.01	-	Saloon Engine KG	Center Bearing Support Kit	531058S
2.1 Turbo Quattro (134 kW)	1983.08-1986.09	-	Saloon Engine KG	Center Bearing Support Kit	531058S
2.2 (101 kW)	1984.08-1985.07	-	Saloon Engine KU	Center Bearing Support Kit	531058S
2.2 Turbo Quattro (121 kW)	1985.01-1991.12	-	Saloon Engine MC	Center Bearing Support Kit	531058S
80 (81, 85, B2)					
1.9 CD-5S (85 kW)	1981.09-1983.07	-	Saloon Engine WN	Center Bearing Support Kit	531058S
80 (8C, B4)					
1.6 (52 kW)	1991.09-1994.12	-	Saloon Engine ABM	Center Bearing Support Kit	531058S
1.9 TD (55 kW)	1991.09-1994.12	-	Saloon Engine AAZ	Center Bearing Support Kit	531058S
2.0 (66 kW)	1991.09-1994.12	-	Saloon Engine ABT	Center Bearing Support Kit	531058S
2.0 E 16V (103 kW)	1992.08-1994.12	-	Saloon Engine ACE	Center Bearing Support Kit	531058S
2.0 E 16V Quattro (103 kW)	1992.04-1994.12	-	Saloon Engine ACE	Center Bearing Support Kit	531058S
2.6 (110 kW)	1992.07-1994.12	-	Saloon Engine ABC	Center Bearing Support Kit	531058S
80 AVANT (8C, B4)					
2.8 Quattro (128 kW)	1992.08-1995.07	-	Estate Engine AAH	Center Bearing Support Kit	531058S
90 (89, 89Q, 8A, B3)					
2.3 E 20V Quattro (123 kW)	1990.04-1991.09	-	Saloon Engine 7A	Center Bearing Support Kit	531058S
2.3 E 20V Quattro (125 kW)	1988.06-1991.09	-	Saloon Engine 7A	Center Bearing Support Kit	531058S



	 YEAR	FITTING POSITION	REMARKS	PRODUCT	GSP Ref.
AUDI					
A3 (8L1)					
1.8 (92 kW)	1996.09-2003.05	-	Hatchback Engine AGN/APG	Center Bearing Support Kit	531058S
1.8 T (110 kW)	1996.12-2003.05	-	Hatchback Engine AGU/AQA/ARZ/AUM	Center Bearing Support Kit	531058S
A4 (8D2, B5)					
1.9 TDi Quattro (81 kW)	1996.09-2000.11	-	Saloon Engine AFN/AVG	Center Bearing Support Kit	531058S
A4 AVANT (8D5, B5)					
1.9 TDi Quattro (81 kW)	1996.09-2001.09	-	Estate Engine AFN/AVG	Center Bearing Support Kit	531058S
A6 (4A, C4)					
2.3 Quattro (98 kW)	1994.06-1995.12	-	Saloon Engine AAR	Center Bearing Support Kit	531058S
A8 (4D2, 4D8)					
4.2 S8 Quattro (250 kW)	1996.07-1999.06	-	Saloon Engine AHC/AKH	Center Bearing Support Kit	531058S
CABRIOLET (8G7, B4)					
2.0 E (85 kW)	1993.01-1998.07	-	Convertible Engine ABK	Center Bearing Support Kit	531058S
COUPE (81, 85)					
1.8 GT (66 kW)	1982.09-1988.10	-	Coupe Engine DS	Center Bearing Support Kit	531058S
1.8 GT (79 kW)	1986.08-1987.10	-	Coupe Engine PV	Center Bearing Support Kit	531058S
COUPE (89, 8B)					
2.6 (110 kW)	1992.08-1996.12	-	Coupe Engine ABC	Center Bearing Support Kit	531058S
2.8 (128 kW)	1991.09-1996.12	-	Coupe Engine AAH	Center Bearing Support Kit	531058S
Q3					
-	2011-	-	-	Center Bearing Support	514808
-	2011-	-	-	Center Bearing Support Kit	514808S
V8 (44_, 4C_)					
3.6 Quattro (180 kW)	1993.04-1994.02	-	Saloon Engine PT	Center Bearing Support Kit	531058S
3.6 Quattro (184 kW)	1988.10-1994.02	-	Saloon Engine PT	Center Bearing Support Kit	531058S
BMW					
02 (E10)					
2002(74kW)	1968.02-1975.07	-	Saloon Engine M10B20	Joint,Propeller Shaft	510596
	1971.05-1975.07	-	Convertible Engine M10B20	Joint,Propeller Shaft	510596
2002Ti(88kW)	1968.06-1972.04	-	Saloon Engine M10B20	Joint,Propeller Shaft	510596
2002Tli(96kW)	1971.05-1975.07	-	Saloon Engine M10B20	Joint,Propeller Shaft	510596
2002Turbo(125kW)	1974.01-1975.07	-	Saloon Engine M10B20	Joint,Propeller Shaft	510596
02 TOURING (E6)					
2002Tli(96kW)	1971.01-1975.07	-	Estate Engine M10B20	Joint,Propeller Shaft	510596
1 (E81)					
116 D (85 kW)	2008.11-2012.09	-	Hatchback Engine N47D20A/N47D20C	Joint,Propeller Shaft	510596
	2008.11-2012.09	Rear	Hatchback Engine N47D20A/N47D20C	Center Bearing Support	530151
116 i (85 kW)	2007.03-2012.09	-	Hatchback Engine N43B16A/N45B16A	Joint,Propeller Shaft	510596
	2007.03-2012.09	Front	Hatchback Engine N43B16A/N45B16A	Joint,Propeller Shaft	510641
	2007.03-2012.09	Rear	Hatchback Engine N43B16A/N45B16A	Center Bearing Support	530151
116 i (90 kW)	2007.03-2012.09	-	Hatchback Engine N43B16A/N45B16A	Joint,Propeller Shaft	510596
	2007.03-2012.09	Front	Hatchback Engine N43B16A/N45B16A	Joint,Propeller Shaft	510641
	2007.03-2012.09	Rear	Hatchback Engine N43B16A/N45B16A	Center Bearing Support	530151
	2008.11-2012.09	-	Hatchback Engine N43B20A	Joint,Propeller Shaft	510596
	2008.11-2012.09	Front	Hatchback Engine N43B20A	Joint,Propeller Shaft	510641
	2008.11-2012.09	Rear	Hatchback Engine N43B20A	Center Bearing Support	530151
118 D (100 kW)	2006.09-2012.09	Rear	Hatchback Engine N47D20A/N47D20C	Center Bearing Support	530151
118 D (105 kW)	2006.09-2012.09	-	Hatchback Engine N47D20A/N47D20C	Joint,Propeller Shaft	510596
	2006.09-2012.09	Rear	Hatchback Engine N47D20A/N47D20C	Center Bearing Support	530151
118 i (105 kW)	2006.09-2012.09	-	Hatchback Engine N43B20A/N43B20B	Joint,Propeller Shaft	510596
	2006.09-2012.09	Front	Hatchback Engine N43B20A/N43B20B	Joint,Propeller Shaft	510641
	2006.09-2012.09	Rear	Hatchback Engine N43B20A/N43B20B	Center Bearing Support	530151
120 D (120 kW)	2006.09-2012.09	-	Hatchback Engine M47D20(204D4)/N47D20A/N47D20C	Joint,Propeller Shaft	517955
	2006.09-2012.09	Rear	Hatchback Engine M47D20(204D4)/N47D20A/N47D20C	Center Bearing Support	530151
120 D (130 kW)	2006.09-2012.09	-	Hatchback Engine N47D20A/N47D20C	Joint,Propeller Shaft	510596
	2006.09-2012.09	-	Hatchback Engine N47D20A/N47D20C	Joint,Propeller Shaft	517955
	2006.09-2012.09	Rear	Hatchback Engine N47D20A/N47D20C	Center Bearing Support	530151



	 YEAR	FITTING POSITION	REMARKS	PRODUCT	GSP Ref.
BMW					
1 (E81)					
120 i (115 kW)	2006.09-2012.09	-	Hatchback Engine N43B20A/N46B20B/N46B20C	Joint,Propeller Shaft	510596
	2006.09-2012.09	Front	Hatchback Engine N43B20A/N46B20B/N46B20C	Joint,Propeller Shaft	510641
	2006.09-2012.09	Rear	Hatchback Engine N43B20A/N46B20B/N46B20C	Center Bearing Support	530151
120 i (125 kW)	2006.09-2012.09	Front	Hatchback Engine N43B20A/N46B20B/N46B20C	Joint,Propeller Shaft	510641
	2006.09-2012.09	Rear	Hatchback Engine N43B20A/N46B20B/N46B20C	Center Bearing Support	530151
123 D (150 kW)	2007.03-2012.09	-	Hatchback Engine N47D20B/N47D20D	Center Bearing Support	530152
	2007.03-2012.09	-	Hatchback Engine N47D20B/N47D20D	Joint,Propeller Shaft	510596
	2007.03-2012.09	-	Hatchback Engine N47D20B/N47D20D	Joint,Propeller Shaft	517955
	2007.03-2012.09	Rear	Hatchback Engine N47D20B/N47D20D	Center Bearing Support	530151
	2007.03-2012.09	Rear	Hatchback Engine N47D20B/N47D20D	Joint,Propeller Shaft	530758
130 i (190 kW)	2006.09-2012.09	-	Hatchback Engine N52B30A/N52B30B/N52B30BF	Joint,Propeller Shaft	510596
	2006.09-2012.09	Rear	Hatchback Engine N52B30A/N52B30B/N52B30BF	Center Bearing Support	530151
130 i (195 kW)	2006.09-2012.09	-	Hatchback Engine N52B30B/N52B30A/N52B30BF	Joint,Propeller Shaft	510596
	2006.09-2012.09	Rear	Hatchback Engine N52B30B/N52B30A/N52B30BF	Center Bearing Support	530151
1 (E82)					
118 D (105 kW)	2009.09-	-	Coupe Engine N47D20C	Joint,Propeller Shaft	510596
120 D (130 kW)	2007.10-	-	Coupe Engine N47D20A/N47D20C	Joint,Propeller Shaft	510596
	2007.10-	-	Coupe Engine N47D20A/N47D20C	Joint,Propeller Shaft	517955
123 D (150 kW)	2007.10-	-	Coupe Engine N47D20B/N47D20D	Center Bearing Support	530152
	2007.10-	-	Coupe Engine N47D20B/N47D20D	Joint,Propeller Shaft	517955
	2007.10-	Rear	Coupe Engine N47D20B/N47D20D	Joint,Propeller Shaft	530758
125i(160kW)	2008.02-	-	Coupe Engine N53B30A	Joint,Propeller Shaft	510596
135 i (225 kW)	2007.10-	-	Coupe Engine N54B30A/N55B30A	Center Bearing Support	530152
	2007.10-	-	Coupe Engine N54B30A/N55B30A	Joint,Propeller Shaft	517955
1 (E87)					
116 D (85 kW)	2008.12-2012.09	-	Hatchback Engine N47D20A	Joint,Propeller Shaft	510596
116 i (85 kW)	2003.11-2012.09	-	Hatchback Engine N43B16A/N45B16A	Joint,Propeller Shaft	510596
	2003.11-2012.09	Front	Hatchback Engine N43B16A/N45B16A	Joint,Propeller Shaft	510641
116 i (90 kW)	2003.11-2012.09	-	Hatchback Engine N43B16A/N45B16A	Joint,Propeller Shaft	510596
	2003.11-2012.09	-	Hatchback Engine N43B20A	Joint,Propeller Shaft	510596
	2003.11-2012.09	Front	Hatchback Engine N43B16A/N45B16A	Joint,Propeller Shaft	510641
	2003.11-2012.09	Front	Hatchback Engine N43B20A	Joint,Propeller Shaft	510641
118 D (105 kW)	2003.11-2012.09	-	Hatchback Engine M47D20(204D4)/N47D20A	Joint,Propeller Shaft	510596
118 D (90 kW)	2003.11-2012.09	-	Hatchback Engine M47D20(204D4)/N47D20A	Joint,Propeller Shaft	510596
118 i (105 kW)	2004.07-2012.09	Front	Hatchback Engine N43B20A/N46B20B	Joint,Propeller Shaft	510641
118 i (95 kW)	2004.07-2012.09	-	Hatchback Engine N43B20A/N46B20B	Joint,Propeller Shaft	510596
	2004.07-2012.09	Front	Hatchback Engine N43B20A/N46B20B	Joint,Propeller Shaft	510641
120 D (120 kW)	2003.11-2012.09	-	Hatchback Engine M47D20(204D4)/N47D20A	Joint,Propeller Shaft	510596
120 D (130 kW)	2003.11-2012.09	-	Hatchback Engine M47D20(204D4)/N47D20A	Joint,Propeller Shaft	510596
	2003.11-2012.09	-	Hatchback Engine M47D20(204D4)/N47D20A	Joint,Propeller Shaft	517955
120 i (110 kW)	2003.11-2012.09	-	Hatchback Engine N43B20A	Joint,Propeller Shaft	510596
	2003.11-2012.09	Front	Hatchback Engine N43B20A	Joint,Propeller Shaft	510641
120 i (115 kW)	2003.11-2012.09	-	Hatchback Engine N43B20A	Joint,Propeller Shaft	510596
	2003.11-2012.09	Front	Hatchback Engine N43B20A	Joint,Propeller Shaft	510641
120 i (125 kW)	2003.11-2012.09	-	Hatchback Engine N43B20A	Joint,Propeller Shaft	510596
	2003.11-2012.09	Front	Hatchback Engine N43B20A	Joint,Propeller Shaft	510641
123 D (150 kW)	2007.03-2012.09	-	Hatchback Engine N47D20B/N47D20D/N47D20C	Center Bearing Support	530152
	2007.03-2012.09	-	Hatchback Engine N47D20B/N47D20D/N47D20C	Joint,Propeller Shaft	510596
	2007.03-2012.09	-	Hatchback Engine N47D20B/N47D20D/N47D20C	Joint,Propeller Shaft	517955
	2007.03-2012.09	Rear	Hatchback Engine N47D20B/N47D20D/N47D20C	Joint,Propeller Shaft	530758
130 i (190 kW)	2005.03-2012.09	-	Hatchback Engine N52B30A/N52B30AF/N52B30B	Joint,Propeller Shaft	510596
130 i (195 kW)	2005.03-2012.09	-	Hatchback Engine N52B30A/N52B30AF/N52B30B	Joint,Propeller Shaft	510596
1 (E88)					
118 D (105 kW)	2008.09-	-	Convertible Engine N47D20A/N47D20C	Joint,Propeller Shaft	510596
118 i (105 kW)	2008.03-	-	Convertible Engine N43B20A	Joint,Propeller Shaft	510596
	2008.03-	Front	Convertible Engine N43B20A	Joint,Propeller Shaft	510641
120 D (130 kW)	2008.03-	-	Convertible Engine N47D20A/N47D20C	Joint,Propeller Shaft	510596



	 YEAR	FITTING POSITION	REMARKS	PRODUCT	GSP Ref.
BMW					
1 (E88)					
120 D (130 kW)	2008.03-	-	Convertible Engine N47D20A/N47D20C	Joint,Propeller Shaft	517955
120 i (115 kW)	2008.03-	-	Convertible Engine N46B20B/N46B20C	Joint,Propeller Shaft	510596
120 i (125 kW)	2008.03-	Front	Convertible Engine N46B20B/N46B20C	Joint,Propeller Shaft	510641
	2008.03-	-	Convertible Engine N43B20A	Joint,Propeller Shaft	510596
120D(145kW)	2008.03-	-	Convertible Engine N47D20C	Joint,Propeller Shaft	517955
	2008.03-	Front	Convertible Engine N43B20A	Joint,Propeller Shaft	510641
123 D (150 kW)	2008.09-	-	Convertible Engine N47D20B/N47D20D	Center Bearing Support	530152
	2008.09-	-	Convertible Engine N47D20B/N47D20D	Joint,Propeller Shaft	510596
	2008.09-	-	Convertible Engine N47D20B/N47D20D	Joint,Propeller Shaft	517955
	2008.09-	Rear	Convertible Engine N47D20B/N47D20D	Joint,Propeller Shaft	530758
125 i (160 kW)	2008.03-	-	Convertible Engine N52B30A	Joint,Propeller Shaft	510596
135 i (225 kW)	2008.03-	-	Convertible Engine N54B30A/N55B30A	Center Bearing Support	530152
	2008.03-	-	Convertible Engine N54B30A/N55B30A	Joint,Propeller Shaft	510596
	2008.03-	-	Convertible Engine N54B30A/N55B30A	Joint,Propeller Shaft	517955
1 (F20)					
116 D (85 kW)	2010.12-	-	Hatchback Engine N47D20C	Joint,Propeller Shaft	510596
116 i (100 kW)	2010.12-	-	Hatchback Engine N13B16A	Joint,Propeller Shaft	510596
118 D (105 kW)	2010.12-	-	Hatchback Engine N47D20C	Joint,Propeller Shaft	510596
118 i (125 kW)	2010.11-	-	Hatchback Engine N13B16A	Joint,Propeller Shaft	510596
120 D (120 kW)	2010.12-	-	Hatchback Engine N47D20C	Joint,Propeller Shaft	510596
	2010.12-	-	Hatchback Engine N47D20C	Joint,Propeller Shaft	517955
120 D (135 kW)	2010.12-	-	Hatchback Engine N47D20C	Joint,Propeller Shaft	510596
	2010.12-	-	Hatchback Engine N47D20C	Joint,Propeller Shaft	517955
125 i (160 kW)	2011.08-	-	Hatchback Engine N20B20A	Joint,Propeller Shaft	510596
1500-2000 (115, 116, 118, 121)					
1800(66kW)	1963.08-1969.09	-	Saloon	Center Bearing Support	510657
	1969.07-1971.09	-	Saloon Engine M10B18	Center Bearing Support	510657
2000(66kW)	1970.01-1972.11	-	Saloon Engine M10B18	Center Bearing Support	510657
2000(74kW)	1968.09-1972.07	-	Saloon Engine M10B20	Center Bearing Support	510657
2000TI/Tilux(88kW)	1966.01-1972.07	-	Saloon Engine M10B20	Center Bearing Support	510657
2000-3.2 (E9)					
2000C/CA(74kW)	1965.10-1970.06	-	Coupe Engine M10B20	Center Bearing Support	510657
2000CS(88kW)	1965.10-1970.06	-	Coupe Engine M10B20	Center Bearing Support	510657
3.0CS(132kW)	1971.05-1976.03	-	Coupe Engine M30B30	Joint,Propeller Shaft	510596
3.0CSi(147kW)	1971.07-1976.03	-	Coupe Engine M30B30	Joint,Propeller Shaft	510596
3 (E21)					
315 (55 kW)	1981.03-1984.03	-	Saloon Engine M10B16	Center Bearing Support	510657
	1981.03-1984.03	-	Saloon Engine M10B16	Joint,Propeller Shaft	510596
	1981.03-1984.03	Front	Saloon Engine M10B16	Joint,Propeller Shaft	510641
316 (66 kW)	1975.08-1980.08	-	Saloon Engine M10B16	Center Bearing Support	510657
	1975.08-1980.08	-	Saloon Engine M10B16	Joint,Propeller Shaft	510596
	1975.08-1980.08	Front	Saloon Engine M10B16	Joint,Propeller Shaft	510641
	1980.09-1982.08	-	Saloon Engine M10B18	Center Bearing Support	510657
	1980.09-1982.08	-	Saloon Engine M10B18	Joint,Propeller Shaft	510596
	1980.09-1982.08	Front	Saloon Engine M10B18	Joint,Propeller Shaft	510641
	1980.09-1982.08	-	Saloon Engine M10B18	Center Bearing Support	510657
318 (72 kW)	1975.08-1980.08	-	Saloon Engine M10B18	Center Bearing Support	510657
	1975.08-1980.08	-	Saloon Engine M10B18	Joint,Propeller Shaft	510596
	1975.08-1980.08	Front	Saloon Engine M10B18	Joint,Propeller Shaft	510641
318 i (77 kW)	1979.11-1982.08	-	Saloon Engine M10B18	Center Bearing Support	510657
	1979.11-1982.08	-	Saloon Engine M10B18	Joint,Propeller Shaft	510596
	1979.11-1982.08	Front	Saloon Engine M10B18	Joint,Propeller Shaft	510641
320 (80 kW)	1975.08-1977.08	-	Saloon Engine M10B20	Center Bearing Support	510657
	1975.08-1977.08	-	Saloon Engine M10B20	Joint,Propeller Shaft	510596
	1975.08-1977.08	Front	Saloon Engine M10B20	Joint,Propeller Shaft	510641
320 i (92 kW)	1975.06-1982.08	-	Saloon Engine M10B20	Center Bearing Support	510657
	1975.06-1982.08	-	Saloon Engine M10B20	Joint,Propeller Shaft	510596
	1975.06-1982.08	Front	Saloon Engine M10B20	Joint,Propeller Shaft	510641



	 YEAR	FITTING POSITION	REMARKS	PRODUCT	GSP Ref.
BMW					
3 (E21)					
320/6 (90 kW)	1977.09-1982.08	-	Saloon Engine M20B20	Center Bearing Support	510657
	1977.09-1982.08	-	Saloon Engine M20B20	Joint,Propeller Shaft	510596
	1977.09-1982.08	Front	Saloon Engine M20B20	Joint,Propeller Shaft	510641
323 i (105 kW)	1978.01-1982.08	-	Saloon Engine M20B23	Center Bearing Support	510657
	1978.01-1982.08	-	Saloon Engine M20B23	Joint,Propeller Shaft	510596
	1978.01-1982.08	Front	Saloon Engine M20B23	Joint,Propeller Shaft	510641
3 (E30)					
316 (66 kW)	1982.09-1987.12	-	Saloon Engine M10B18	Center Bearing Support	510627
	1982.09-1987.12	-	Saloon Engine M10B18	Center Bearing Support	510628
	1982.09-1987.12	Front	Saloon Engine M10B18	Joint,Propeller Shaft	510641
	1983.09-1990.12	-	Saloon Engine M10B18	Center Bearing Support	510627
	1983.09-1990.12	-	Saloon Engine M10B18	Center Bearing Support	510628
	1983.09-1990.12	Front	Saloon Engine M10B18	Joint,Propeller Shaft	510641
316 i (73 kW)	1987.09-1991.06	-	Saloon Engine M40B16	Center Bearing Support	510628
	1987.09-1991.06	Front	Saloon Engine M40B16	Joint,Propeller Shaft	510641
316 i (75 kW)	1987.08-1988.08	-	Saloon Engine M10B18	Center Bearing Support	510628
	1987.08-1988.08	Front	Saloon Engine M10B18	Joint,Propeller Shaft	510641
	1988.07-1991.06	-	Saloon Engine M40B16	Center Bearing Support	510628
	1988.07-1991.06	Front	Saloon Engine M40B16	Joint,Propeller Shaft	510641
318 i (75 kW)	1984.12-1988.08	-	Saloon Engine M10B18	Center Bearing Support	510627
	1984.12-1988.08	-	Saloon Engine M10B18	Center Bearing Support	510628
	1984.12-1988.08	Front	Saloon Engine M10B18	Joint,Propeller Shaft	510641
318 i (77 kW)	1982.09-1987.08	-	Saloon Engine M10B18	Center Bearing Support	510627
	1982.09-1987.08	-	Saloon Engine M10B18	Center Bearing Support	510628
	1982.09-1987.08	Front	Saloon Engine M10B18	Joint,Propeller Shaft	510641
318 i (83 kW)	1987.09-1991.06	-	Saloon Engine M40B18	Center Bearing Support	510628
	1987.09-1991.06	Front	Saloon Engine M40B18	Joint,Propeller Shaft	510641
	1990.09-1993.10	-	Convertible Engine M40B18	Center Bearing Support	510628
	1990.09-1993.10	Front	Convertible Engine M40B18	Joint,Propeller Shaft	510641
318 i (85 kW)	1987.09-1991.06	-	Saloon Engine M40B18	Center Bearing Support	510628
	1987.09-1991.06	Front	Saloon Engine M40B18	Joint,Propeller Shaft	510641
318 iS (100 kW)	1989.09-1991.08	-	Saloon Engine M42B18	Center Bearing Support	510628
	1989.09-1991.08	Front	Saloon Engine M42B18	Joint,Propeller Shaft	510641
320 i (92 kW)	1982.09-1985.12	-	Saloon Engine M20B20	Center Bearing Support	510627
	1982.09-1985.12	-	Saloon Engine M20B20	Center Bearing Support	510628
	1982.09-1985.12	Front	Saloon Engine M20B20	Joint,Propeller Shaft	510641
320 i (95 kW)	1985.12-1991.06	-	Saloon Engine M20B20	Center Bearing Support	510627
	1985.12-1991.06	-	Saloon Engine M20B20	Center Bearing Support	510628
	1985.12-1991.06	Front	Saloon Engine M20B20	Joint,Propeller Shaft	510641
	1986.04-1993.10	-	Convertible Engine M20B20	Center Bearing Support	510627
	1986.04-1993.10	-	Convertible Engine M20B20	Center Bearing Support	510628
	1986.04-1993.10	Front	Convertible Engine M20B20	Joint,Propeller Shaft	510641
323 i (102 kW)	1982.09-1983.08	-	Saloon Engine M20B23	Center Bearing Support	510627
	1982.09-1983.08	Front	Saloon Engine M20B23	Joint,Propeller Shaft	510641
323 i (110 kW)	1983.09-1986.08	-	Saloon Engine M20B23	Center Bearing Support	510627
	1983.09-1986.08	Front	Saloon Engine M20B23	Joint,Propeller Shaft	510641
324 D (63 kW)	1985.09-1991.08	-	Saloon Engine M21D24W	Center Bearing Support	510627
	1985.09-1991.08	-	Saloon Engine M21D24W	Center Bearing Support	510628
	1985.09-1991.08	Front	Saloon Engine M21D24W	Joint,Propeller Shaft	510641
324 TD (85 kW)	1987.09-1991.08	-	Saloon Engine M21D24/M21D24WA	Center Bearing Support	510628
	1987.09-1991.08	-	Saloon Engine M21D24/M21D24WA	Joint,Propeller Shaft	510596
	1987.09-1991.08	Front	Saloon Engine M21D24/M21D24WA	Joint,Propeller Shaft	510641
325 e 2.7 (90 kW)	1983.10-1988.12	-	Saloon Engine M20B27	Center Bearing Support	510627
	1983.10-1988.12	-	Saloon Engine M20B27	Center Bearing Support	510628
	1983.10-1988.12	-	Saloon Engine M20B27	Joint,Propeller Shaft	510596
	1983.10-1988.12	Front	Saloon Engine M20B27	Joint,Propeller Shaft	510641
325 e 2.7 (95 kW)	1985.01-1987.08	-	Saloon Engine M20B27	Center Bearing Support	510627



	 YEAR	FITTING POSITION	REMARKS	PRODUCT	GSP Ref.
BMW					
3 (E30)					
325 e 2.7 (95 kW)	1985.01-1987.08	-	Saloon Engine M20B27	Center Bearing Support	510628
	1985.01-1987.08	-	Saloon Engine M20B27	Joint,Propeller Shaft	510596
	1985.01-1987.08	Front	Saloon Engine M20B27	Joint,Propeller Shaft	510641
325 i (125 kW)	1986.12-1991.06	-	Saloon Engine M20B25	Center Bearing Support	510627
	1986.12-1991.06	-	Saloon Engine M20B25	Center Bearing Support	510628
	1986.12-1991.06	Front	Saloon Engine M20B25	Joint,Propeller Shaft	510641
	1987.09-1993.10	-	Convertible Engine M20B25	Center Bearing Support	510627
	1987.09-1993.10	-	Convertible Engine M20B25	Center Bearing Support	510628
	1987.09-1993.10	Front	Convertible Engine M20B25	Joint,Propeller Shaft	510641
325 i (126 kW)	1983.09-1989.11	-	Saloon Engine M20B25	Center Bearing Support	510627
	1983.09-1989.11	-	Saloon Engine M20B25	Center Bearing Support	510628
	1983.09-1989.11	Front	Saloon Engine M20B25	Joint,Propeller Shaft	510641
	1985.12-1987.12	-	Convertible Engine M20B25	Center Bearing Support	510627
	1985.12-1987.12	-	Convertible Engine M20B25	Center Bearing Support	510628
	1985.12-1987.12	Front	Convertible Engine M20B25	Joint,Propeller Shaft	510641
325 i X (125 kW)	1986.12-1991.08	-	Saloon Engine M20B25	Center Bearing Support	510628
	1986.12-1991.08	-	Saloon Engine M20B25	Joint,Propeller Shaft	510596
	1986.12-1991.08	Front	Saloon Engine M20B25	Joint,Propeller Shaft	510641
325 i X (126 kW)	1986.03-1987.12	-	Saloon Engine M20B25	Center Bearing Support	510628
	1986.03-1987.12	-	Saloon Engine M20B25	Joint,Propeller Shaft	510596
	1986.03-1987.12	Front	Saloon Engine M20B25	Joint,Propeller Shaft	510641
M3 2.3 (143 kW)	1986.07-1991.06	-	Saloon Engine S14B23	Center Bearing Support	510628
	1986.07-1991.06	-	Saloon Engine S14B23	Joint,Propeller Shaft	510596
	1988.06-1991.06	-	Convertible Engine S14B23	Center Bearing Support	510628
	1988.06-1991.06	-	Convertible Engine S14B23	Joint,Propeller Shaft	510596
M3 2.3 (147 kW)	1987.02-1989.05	-	Saloon Engine S14B23	Center Bearing Support	510628
	1987.02-1989.05	-	Saloon Engine S14B23	Joint,Propeller Shaft	510596
M3 2.3 (158 kW)	1989.06-1991.06	-	Saloon Engine S14B23	Center Bearing Support	510628
	1989.06-1991.06	-	Saloon Engine S14B23	Joint,Propeller Shaft	510596
M3 EVO I 2.3 (162 kW)	1988.10-1990.10	-	Saloon Engine S14B23(EVOI)	Center Bearing Support	510628
	1988.10-1990.10	-	Saloon Engine S14B23(EVOI)	Joint,Propeller Shaft	510596
M3 EVO II 2.5 (175 kW)	1990.01-1992.01	-	Saloon Engine S14B25(EVOII)	Center Bearing Support	510628
	1990.01-1992.01	-	Saloon Engine S14B25(EVOII)	Joint,Propeller Shaft	510596
3 (E36)					
316 i (73 kW)	1990.09-1993.09	-	Saloon Engine M40B16	Center Bearing Support	510659
	1990.09-1993.09	Front	Saloon Engine M40B16	Joint,Propeller Shaft	510597
	1990.09-1993.09	Front	Saloon Engine M40B16	Joint,Propeller Shaft	510641
316 i (75 kW)	1993.07-1998.02	-	Saloon Engine M43B16/M40B16	Center Bearing Support	510659
	1993.07-1998.02	Front	Saloon Engine M43B16/M40B16	Joint,Propeller Shaft	510597
	1993.07-1998.02	Front	Saloon Engine M43B16/M40B16	Joint,Propeller Shaft	510641
	1993.09-1999.04	-	Coupe Engine M43B16	Center Bearing Support	510659
	1993.09-1999.04	Front	Coupe Engine M43B16	Joint,Propeller Shaft	510597
	1993.09-1999.04	Front	Coupe Engine M43B16	Joint,Propeller Shaft	510641
318 i (83 kW)	1990.12-1993.10	-	Saloon Engine M40B18	Center Bearing Support	510659
	1990.12-1993.10	Front	Saloon Engine M40B18	Joint,Propeller Shaft	510597
	1990.12-1993.10	Front	Saloon Engine M40B18	Joint,Propeller Shaft	510641
318 i (85 kW)	1993.10-1998.02	-	Saloon Engine M43B18	Center Bearing Support	510659
	1993.10-1998.02	Front	Saloon Engine M43B18	Joint,Propeller Shaft	510597
	1993.10-1998.02	Front	Saloon Engine M43B18	Joint,Propeller Shaft	510641
	1994.01-1999.04	-	Convertible Engine M43B18	Center Bearing Support	510659
	1994.01-1999.04	Front	Convertible Engine M43B18	Joint,Propeller Shaft	510597
	1994.01-1999.04	Front	Convertible Engine M43B18	Joint,Propeller Shaft	510641
318 iS (103 kW)	1992.03-1995.10	-	Coupe Engine M42B18	Center Bearing Support	510659
	1992.03-1995.10	Front	Coupe Engine M42B18	Joint,Propeller Shaft	510597
	1992.03-1995.10	Front	Coupe Engine M42B18	Joint,Propeller Shaft	510641
	1993.03-1998.02	-	Saloon Engine M42B18	Center Bearing Support	510659
	1993.03-1998.02	Front	Saloon Engine M42B18	Joint,Propeller Shaft	510597



	 YEAR	FITTING POSITION	REMARKS	PRODUCT	GSP Ref.
BMW					
3 (E36)					
318 iS (103 kW)	1993.03-1998.02	Front	Saloon Engine M42B18	Joint,Propeller Shaft	510641
	1995.09-1998.02	-	Saloon Engine M44B19	Center Bearing Support	510659
	1995.09-1998.02	Front	Saloon Engine M44B19	Joint,Propeller Shaft	510597
	1995.09-1998.02	Front	Saloon Engine M44B19	Joint,Propeller Shaft	510641
	1995.09-1999.04	-	Coupe Engine M44B19/M44B19(194S1)	Center Bearing Support	510659
	1995.09-1999.04	Front	Coupe Engine M44B19/M44B19(194S1)	Joint,Propeller Shaft	510597
	1995.09-1999.04	Front	Coupe Engine M44B19/M44B19(194S1)	Joint,Propeller Shaft	510641
318 TDS (66 kW)	1995.01-1998.02	-	Saloon Engine M41D18(Inter.)	Center Bearing Support	510659
	1995.01-1998.02	Front	Saloon Engine M41D18(Inter.)	Joint,Propeller Shaft	510597
	1995.01-1998.02	Front	Saloon Engine M41D18(Inter.)	Joint,Propeller Shaft	510641
320 i (110 kW)	1990.09-1998.02	-	Saloon Engine M50B20/M50B20TU	Center Bearing Support	510659
	1990.09-1998.02	Front	Saloon Engine M50B20/M50B20TU	Joint,Propeller Shaft	510597
	1990.09-1998.02	Front	Saloon Engine M50B20/M50B20TU	Joint,Propeller Shaft	510641
	1992.03-1999.04	-	Coupe Engine M52B(206S3)Vanos	Center Bearing Support	510659
	1992.03-1999.04	Front	Coupe Engine M52B(206S3)Vanos	Joint,Propeller Shaft	510597
	1992.03-1999.04	Front	Coupe Engine M52B(206S3)Vanos	Joint,Propeller Shaft	510641
	1993.12-1999.04	-	Convertible Engine M52B(206S3)	Center Bearing Support	510659
	1993.12-1999.04	Front	Convertible Engine M52B(206S3)	Joint,Propeller Shaft	510597
	1993.12-1999.04	Front	Convertible Engine M52B(206S3)	Joint,Propeller Shaft	510641
323 i (125 kW)	1995.03-1999.04	-	Coupe Engine M52B25(Vanos)/M52B25(256S3)	Center Bearing Support	510659
	1995.03-1999.04	-	Coupe Engine M52B25(Vanos)/M52B25(256S3)	Joint,Propeller Shaft	510596
	1995.06-1999.04	-	Convertible Engine M52B25(Vanos)/M52B25(256S3)	Center Bearing Support	510659
	1995.06-1999.04	-	Convertible Engine M52B25(Vanos)/M52B25(256S3)	Joint,Propeller Shaft	510596
323 i 2.5 (125 kW)	1995.03-1998.02	-	Saloon Engine M52B25(VANOS)	Center Bearing Support	510659
	1995.03-1998.02	-	Saloon Engine M52B25(VANOS)	Joint,Propeller Shaft	510596
	1995.03-1998.02	Front	Saloon Engine M52B25(VANOS)	Joint,Propeller Shaft	510597
325 i (141 kW)	1990.09-1995.09	-	Saloon Engine M50B25(Vanos)/M50B25	Center Bearing Support	510659
	1990.09-1995.09	-	Saloon Engine M50B25(Vanos)/M50B25	Joint,Propeller Shaft	510596
	1990.09-1995.09	Front	Saloon Engine M50B25(Vanos)/M50B25	Joint,Propeller Shaft	510597
	1992.03-1999.04	-	Coupe Engine M50B25TU/M50B25(Vanos)	Center Bearing Support	510659
	1992.03-1999.04	-	Coupe Engine M50B25TU/M50B25(Vanos)	Joint,Propeller Shaft	510596
	1992.03-1999.04	Front	Coupe Engine M50B25TU/M50B25(Vanos)	Joint,Propeller Shaft	510597
	1993.03-1995.03	-	Convertible Engine M50B25/M50B25TU	Center Bearing Support	510659
	1993.03-1995.03	-	Convertible Engine M50B25/M50B25TU	Joint,Propeller Shaft	510596
	1993.03-1995.03	Front	Convertible Engine M50B25/M50B25TU	Joint,Propeller Shaft	510597
325 TD (85 kW)	1991.09-1998.02	-	Saloon Engine M51D25	Center Bearing Support	510659
	1991.09-1998.02	-	Saloon Engine M51D25	Joint,Propeller Shaft	510596
	1991.09-1998.02	Front	Saloon Engine M51D25	Joint,Propeller Shaft	510597
325 TDS (105 kW)	1993.05-1998.02	-	Saloon Engine M51D25(Inter.)	Center Bearing Support	510659
	1993.05-1998.02	-	Saloon Engine M51D25(Inter.)	Joint,Propeller Shaft	510596
328 i (142 kW)	1995.01-1998.02	-	Saloon Engine M52B28/M52B28TU/M52B28(286S1)	Center Bearing Support	510659
	1995.01-1998.02	-	Saloon Engine M52B28/M52B28TU/M52B28(286S1)	Joint,Propeller Shaft	510596
	1995.01-1999.04	-	Coupe Engine M52B28/M52B28TU/M52B28(286S1)	Center Bearing Support	510659
	1995.01-1999.04	-	Coupe Engine M52B28/M52B28TU/M52B28(286S1)	Joint,Propeller Shaft	510596
	1995.03-1999.04	-	Convertible Engine M52B28/M52B28TU	Center Bearing Support	510659
	1995.03-1999.04	-	Convertible Engine M52B28/M52B28TU	Joint,Propeller Shaft	510596
3 (E46)					
316 Ci (77 kW)	2000.04-	-	Coupe Engine M43B16(164E3)	Center Bearing Support	512301
	2000.04-	Front	Coupe Engine M43B16(164E3)	Joint,Propeller Shaft	510597
316 Ci (85 kW)	2002.06-	-	Coupe Engine N45B16A	Joint,Propeller Shaft	510596
	2002.06-	Front	Coupe Engine N45B16A	Joint,Propeller Shaft	510641
	2002.06-	Rear	Coupe Engine N45B16A	Center Bearing Support	530154
316 i (77 kW)	1998.09-2005.02	-	Saloon Engine M43B19(194E1)	Center Bearing Support	510659
	1998.09-2005.02	-	Saloon Engine M43B19(194E1)	Center Bearing Support	512301
	1998.09-2005.02	Front	Saloon Engine M43B19(194E1)	Joint,Propeller Shaft	510597
	2000.04-2005.02	-	Saloon Engine M43B16/M43B16(164E3)	Center Bearing Support	512301
	2000.04-2005.02	Front	Saloon Engine M43B16/M43B16(164E3)	Joint,Propeller Shaft	510597



	 YEAR	FITTING POSITION	REMARKS	PRODUCT	GSP Ref.
BMW					
3 (E46)					
316 i (85 kW)	2002.02-2005.02	-	Saloon Engine N42B18/N46B18/N46B18A	Center Bearing Support	512301
	2002.02-2005.02	-	Saloon Engine N42B18/N46B18/N46B18A	Joint,Propeller Shaft	510596
	2002.02-2005.02	Front	Saloon Engine N42B18/N46B18/N46B18A	Joint,Propeller Shaft	510597
	2002.02-2005.02	Front	Saloon Engine N42B18/N46B18/N46B18A	Joint,Propeller Shaft	510641
	2002.02-2005.02	Rear	Saloon Engine N42B18/N46B18/N46B18A	Center Bearing Support	530154
	2002.06-2005.02	-	Saloon Engine N45B16/N45B16A	Joint,Propeller Shaft	510596
	2002.06-2005.02	Front	Saloon Engine N45B16/N45B16A	Joint,Propeller Shaft	510641
	2002.06-2005.02	Rear	Saloon Engine N45B16/N45B16A	Center Bearing Support	530154
318 Ci (105 kW)	2001.09-	-	Convertible Engine N42B20/N46B20A	Center Bearing Support	512301
	2001.09-	-	Convertible Engine N42B20/N46B20A	Joint,Propeller Shaft	510596
	2001.09-	-	Coupe Engine N42B20/N46B20A	Center Bearing Support	512301
	2001.09-	-	Coupe Engine N42B20/N46B20A	Joint,Propeller Shaft	510596
	2001.09-	Front	Convertible Engine N42B20/N46B20A	Joint,Propeller Shaft	510597
	2001.09-	Front	Coupe Engine N42B20/N46B20A	Joint,Propeller Shaft	510597
	2001.09-	Rear	Convertible Engine N42B20/N46B20A	Center Bearing Support	530154
	2001.09-	Rear	Coupe Engine N42B20/N46B20A	Center Bearing Support	530154
318 Ci (110 kW)	2005.09-2007.02	-	Convertible Engine N46B20A/N46B20B	Joint,Propeller Shaft	510596
	2005.09-2007.02	-	Coupe Engine N46B20A	Joint,Propeller Shaft	510596
	2005.09-2007.02	Front	Convertible Engine N46B20A/N46B20B	Joint,Propeller Shaft	510641
	2005.09-2007.02	Front	Coupe Engine N46B20A	Joint,Propeller Shaft	510641
	2005.09-2007.02	Rear	Convertible Engine N46B20A/N46B20B	Center Bearing Support	530154
	2005.09-2007.02	Rear	Coupe Engine N46B20A	Center Bearing Support	530154
318 Ci (87 kW)	1999.11-2001.09	-	Coupe Engine M43B19	Center Bearing Support	510659
	1999.11-2001.09	-	Coupe Engine M43B19	Center Bearing Support	512301
	1999.11-2001.09	Front	Coupe Engine M43B19	Joint,Propeller Shaft	510597
318 D (85 kW)	2001.09-2003.03	-	Saloon Engine M47204D1/M47D20	Joint,Propeller Shaft	510596
	2001.09-2003.03	Rear	Saloon Engine M47204D1/M47D20	Center Bearing Support	530154
	2003.03-2005.02	-	Saloon Engine M47D20(204D4)	Center Bearing Support	512301
	2003.03-2005.02	-	Saloon Engine M47D20(204D4)	Joint,Propeller Shaft	510596
	2003.03-2005.02	Rear	Saloon Engine M47D20(204D4)	Center Bearing Support	530154
318 i (105 kW)	2001.09-2005.02	-	Saloon Engine N42B20/N46B20A	Center Bearing Support	512301
	2001.09-2005.02	-	Saloon Engine N42B20/N46B20A	Joint,Propeller Shaft	510596
	2001.09-2005.02	Front	Saloon Engine N42B20/N46B20A	Joint,Propeller Shaft	510597
	2001.09-2005.02	Rear	Saloon Engine N42B20/N46B20A	Center Bearing Support	530154
318 i (87 kW)	1998.02-2001.09	-	Saloon Engine M43B19/M43B19TU	Center Bearing Support	510659
	1998.02-2001.09	-	Saloon Engine M43B19/M43B19TU	Center Bearing Support	512301
	1998.02-2001.09	Front	Saloon Engine M43B19/M43B19TU	Joint,Propeller Shaft	510597
320 CD (110 kW)	2003.07-2007.02	-	Coupe Engine M47D20(204D4)	Center Bearing Support	512301
	2003.07-2007.02	-	Coupe Engine M47D20(204D4)	Joint,Propeller Shaft	510596
	2004.12-2007.02	-	Convertible Engine M47D20(204D4)	Center Bearing Support	512301
	2004.12-2007.02	-	Convertible Engine M47D20(204D4)	Joint,Propeller Shaft	510596
320 Ci (110 kW)	1999.08-2000.09	-	Coupe Engine M52B(206S4)	Center Bearing Support	512301
	1999.08-2000.09	-	Coupe Engine M52B(206S4)	Joint,Propeller Shaft	510596
320 Ci (125 kW)	2000.09-	-	Convertible Engine M54B22(226S1)	Center Bearing Support	512301
	2000.09-	-	Convertible Engine M54B22(226S1)	Joint,Propeller Shaft	510596
	2000.09-	-	Coupe Engine M54B22(226S1)	Center Bearing Support	512301
	2000.09-	-	Coupe Engine M54B22(226S1)	Joint,Propeller Shaft	510596
	2000.09-	Front	Convertible Engine M54B22(226S1)	Joint,Propeller Shaft	510597
	2000.09-	Front	Coupe Engine M54B22(226S1)	Joint,Propeller Shaft	510597
320 D (100 kW)	1998.04-2001.09	-	Saloon Engine M47204D1/M47D20	Center Bearing Support	512301
	1998.04-2001.09	-	Saloon Engine M47204D1/M47D20	Joint,Propeller Shaft	510596
	1998.04-2001.09	Rear	Saloon Engine M47204D1/M47D20	Center Bearing Support	530154
320 D (110 kW)	2001.09-2005.02	-	Saloon Engine M47D20(204D4)	Center Bearing Support	512301
	2001.09-2005.02	-	Saloon Engine M47D20(204D4)	Joint,Propeller Shaft	510596
	2001.09-2005.02	Rear	Saloon Engine M47D20(204D4)	Center Bearing Support	530154
320 i (110 kW)	1998.03-2000.09	-	Saloon Engine M52B(206S3)/VANOS/M52B20	Center Bearing Support	512301
	1998.03-2000.09	-	Saloon Engine M52B(206S3)/VANOS/M52B20	Joint,Propeller Shaft	510596



	 YEAR	FITTING POSITION	REMARKS	PRODUCT	GSP Ref.
BMW					
3 (E46)					
320 i (110 kW)	1998.03-2000.09	Front	Saloon Engine M52B(206S3)/VANOS/M52B20	Joint,Propeller Shaft	510597
320 i (125 kW)	2000.09-2005.02	-	Saloon Engine M54B22(226S1)	Center Bearing Support	512301
	2000.09-2005.02	-	Saloon Engine M54B22(226S1)	Joint,Propeller Shaft	510596
	2000.09-2005.02	Front	Saloon Engine M54B22(226S1)	Joint,Propeller Shaft	510597
323 Ci (125 kW)	1999.04-2000.09	-	Coupe Engine M52B25(Vanos)	Center Bearing Support	512301
	1999.04-2000.09	-	Coupe Engine M52B25(Vanos)	Joint,Propeller Shaft	510596
	1999.04-2000.09	Front	Coupe Engine M52B25(Vanos)	Joint,Propeller Shaft	510597
	2000.04-2000.09	-	Convertible Engine M52B25(Vanos)	Center Bearing Support	512301
	2000.04-2000.09	-	Convertible Engine M52B25(Vanos)	Joint,Propeller Shaft	510596
	2000.04-2000.09	Front	Convertible Engine M52B25(Vanos)	Joint,Propeller Shaft	510597
323 i (125 kW)	1998.03-2000.09	-	Saloon Engine M52B25(256S4)/M52B25(Vanos)	Center Bearing Support	512301
	1998.03-2000.09	-	Saloon Engine M52B25(256S4)/M52B25(Vanos)	Joint,Propeller Shaft	510596
	1998.03-2000.09	Front	Saloon Engine M52B25(256S4)/M52B25(Vanos)	Joint,Propeller Shaft	510597
325 Ci (141 kW)	2000.09-	-	Convertible Engine M54B25(256S5)	Center Bearing Support	512301
	2000.09-	-	Convertible Engine M54B25(256S5)	Joint,Propeller Shaft	510596
	2000.09-	-	Coupe Engine M54B25(256S5)	Center Bearing Support	512301
	2000.09-	-	Coupe Engine M54B25(256S5)	Joint,Propeller Shaft	510596
	2000.09-	Front	Convertible Engine M54B25(256S5)	Joint,Propeller Shaft	510597
	2000.09-	Front	Coupe Engine M54B25(256S5)	Joint,Propeller Shaft	510597
325 i (141 kW)	2000.09-2005.02	-	Saloon Engine M54B25(256S5)	Center Bearing Support	512301
	2000.09-2005.02	-	Saloon Engine M54B25(256S5)	Joint,Propeller Shaft	510596
	2000.09-2005.02	Front	Saloon Engine M54B25(256S5)	Joint,Propeller Shaft	510597
325 xi (141 kW)	2000.09-2005.02	-	Saloon Engine M54B25(256S5)	Joint,Propeller Shaft	510596
	2000.09-2005.02	Rear	Saloon Engine M54B25(256S5)	Center Bearing Support	530154
328 Ci (142 kW)	1999.04-2000.06	-	Coupe Engine M52B28/M52B28(286S2)	Center Bearing Support	512301
	1999.04-2000.06	-	Coupe Engine M52B28/M52B28(286S2)	Joint,Propeller Shaft	510596
328 i (142 kW)	1998.02-2000.06	-	Saloon Engine M52B28/M52B28(286S2)	Center Bearing Support	512301
	1998.02-2000.06	-	Saloon Engine M52B28/M52B28(286S2)	Joint,Propeller Shaft	510596
330 CD (150 kW)	2004.03-2007.02	-	Coupe Engine M57D30(306D2)	Center Bearing Support	531031
	2004.03-2007.02	-	Coupe Engine M57D30(306D2)	Joint,Propeller Shaft	510596
	2004.03-2007.02	Front	Coupe Engine M57D30(306D2)	Joint,Propeller Shaft	510663
	2005.08-	-	Convertible Engine M57D30(306D2)	Center Bearing Support	531031
	2005.08-	-	Convertible Engine M57D30(306D2)	Joint,Propeller Shaft	510596
330 Ci (170 kW)	2000.06-	-	Convertible Engine M54B30(306S3)	Center Bearing Support	512301
	2000.06-	-	Convertible Engine M54B30(306S3)	Joint,Propeller Shaft	510596
	2000.06-	-	Coupe Engine M54B30(306S3)	Joint,Propeller Shaft	510596
330 D (135 kW)	1999.10-2005.02	-	Saloon Engine M57D30/M57306D30(306D1)	Center Bearing Support	531031
	1999.10-2005.02	-	Saloon Engine M57D30/M57306D30(306D1)	Joint,Propeller Shaft	510596
	1999.10-2005.02	Front	Saloon Engine M57D30/M57306D30(306D1)	Joint,Propeller Shaft	510663
330 D (150 kW)	2003.03-2005.02	-	Saloon Engine M57D30(306D2)	Center Bearing Support	531031
	2003.03-2005.02	-	Saloon Engine M57D30(306D2)	Joint,Propeller Shaft	510596
	2003.03-2005.02	Front	Saloon Engine M57D30(306D2)	Joint,Propeller Shaft	510663
330 i (170 kW)	2000.06-2005.02	-	Saloon Engine M54B30(306S3)	Center Bearing Support	512301
	2000.06-2005.02	-	Saloon Engine M54B30(306S3)	Joint,Propeller Shaft	510596
330 xD (135 kW)	2000.06-2005.02	-	Saloon Engine M57D30	Joint,Propeller Shaft	510596
	2000.06-2005.02	Rear	Saloon Engine M57D30	Center Bearing Support	530154
330 xD (150 kW)	2003.03-2005.02	-	Saloon Engine M57D30(306D2)	Joint,Propeller Shaft	510596
	2003.03-2005.02	Rear	Saloon Engine M57D30(306D2)	Center Bearing Support	530154
330 xi (170 kW)	2000.06-	-	Coupe Engine M54306S3	Center Bearing Support	531050
	2000.06-2005.02	-	Saloon Engine M54B30(306S3)	Joint,Propeller Shaft	510596
	2000.06-2005.02	Rear	Saloon Engine M54B30(306S3)	Center Bearing Support	530154
M3 3.2 (252 kW)	2000.10-2007.08	-	Coupe Engine S54B32(326S4)	Joint,Propeller Shaft	510596
	2001.04-	-	Convertible Engine S54B32(326S4)	Joint,Propeller Shaft	510596
M3 3.2 CSL (265 kW)	2003.07-2004.02	-	Coupe Engine S54N326S4/S54B32	Joint,Propeller Shaft	510596
3 (E90)					
316 D (85 kW)	2009.07-2011.12	-	Saloon Engine N47D20C	Joint,Propeller Shaft	510596
316 i (85 kW)	2006.02-2011.12	-	Saloon Engine N45B16A/N45B16/N45B16TU2	Joint,Propeller Shaft	510596



 YEAR	 FITTING POSITION	REMARKS	PRODUCT	GSP Ref.	
BMW					
3 (E90)					
316 i (85 kW)	2006.02-2011.12	Front	Saloon Engine N45B16A/N45B16/N45B16TU2	Joint,Propeller Shaft	510641
316 i (90 kW)	2007.09-2011.12	-	Saloon Engine N43B16A	Joint,Propeller Shaft	510596
	2007.09-2011.12	Front	Saloon Engine N43B16A	Joint,Propeller Shaft	510641
318 D (100 kW)	2007.07-2011.12	-	Saloon Engine N47D20C	Center Bearing Support Kit	531058S
318 D (105 kW)	2007.09-2011.12	-	Saloon Engine N47D20A/N47D20C	Joint,Propeller Shaft	510596
	2007.09-2011.12	Rear	Saloon Engine N47D20A/N47D20C	Center Bearing Support	530151
318 D (90 kW)	2005.09-2007.08	-	Saloon Engine M47N204D4	Joint,Propeller Shaft	510596
	2005.09-2007.08	Rear	Saloon Engine M47N204D4	Center Bearing Support	530151
318 i (105 kW)	2007.09-2011.12	-	Saloon Engine N43B20A	Joint,Propeller Shaft	510596
	2007.09-2011.12	Front	Saloon Engine N43B20A	Joint,Propeller Shaft	510641
318 i (95 kW)	2005.09-2007.08	-	Saloon Engine N46B20/N46B20B	Joint,Propeller Shaft	510596
	2005.09-2007.08	Front	Saloon Engine N46B20/N46B20B	Joint,Propeller Shaft	510641
	2005.09-2007.08	Rear	Saloon Engine N46B20/N46B20B	Center Bearing Support	530151
320 D (110 kW)	2005.09-2011.12	-	Saloon Engine M47N204D4	Joint,Propeller Shaft	510596
	2005.09-2011.12	Rear	Saloon Engine M47N204D4	Center Bearing Support	530151
320 D (120 kW)	2005.01-2011.12	-	Saloon Engine N47D20C	Joint,Propeller Shaft	517955
	2005.01-2011.12	Rear	Saloon Engine N47D20C	Center Bearing Support	530151
320 D (130 kW)	2007.09-2011.12	-	Saloon Engine N47D20A/N47D20C	Joint,Propeller Shaft	510596
	2007.09-2011.12	-	Saloon Engine N47D20A/N47D20C	Joint,Propeller Shaft	517955
320 D (135 kW)	2010.01-2011.12	-	Saloon Engine N47D20C	Joint,Propeller Shaft	510596
	2010.01-2011.12	-	Saloon Engine N47D20C	Joint,Propeller Shaft	517955
320 D xDrive (130 kW)	2008.09-2011.12	-	Saloon Engine N47D20C	Joint,Propeller Shaft	510596
	2008.09-2011.12	-	Saloon Engine N47D20C	Joint,Propeller Shaft	517956
320 i (110 kW)	2005.01-2007.08	-	Saloon Engine N46B20B/N46B20A/N46B20C	Joint,Propeller Shaft	510596
	2005.01-2007.08	Front	Saloon Engine N46B20B/N46B20A/N46B20C	Joint,Propeller Shaft	510641
	2005.01-2007.08	Rear	Saloon Engine N46B20B/N46B20A/N46B20C	Center Bearing Support	530151
320 i (125 kW)	2007.09-2011.12	-	Saloon Engine N43B20A	Joint,Propeller Shaft	510596
	2007.09-2011.12	Front	Saloon Engine N43B20A	Joint,Propeller Shaft	510641
320 Si (127 kW)	2006.03-2006.07	-	Saloon Engine N45B20A	Joint,Propeller Shaft	510596
	2006.03-2006.07	Front	Saloon Engine N45B20A	Joint,Propeller Shaft	510641
325 D (145 kW)	2006.08-2007.08	-	Saloon Engine M57D30(306D3)	Center Bearing Support	530152
	2006.08-2007.08	-	Saloon Engine M57D30(306D3)	Joint,Propeller Shaft	510596
	2006.08-2007.08	-	Saloon Engine M57D30(306D3)	Joint,Propeller Shaft	517955
	2006.08-2007.08	Rear	Saloon Engine M57D30(306D3)	Joint,Propeller Shaft	530758
325 D (150 kW)	2010.01-2011.12	-	Saloon Engine N57D30A	Center Bearing Support	530152
	2010.01-2011.12	-	Saloon Engine N57D30A	Joint,Propeller Shaft	517955
325 i (160 kW)	2005.01-2007.08	-	Saloon Engine N52B25/N52B25A	Joint,Propeller Shaft	510596
	2005.01-2007.08	Rear	Saloon Engine N52B25/N52B25A	Center Bearing Support	530151
	2007.09-2011.12	-	Saloon Engine N53B30A/N53B30	Joint,Propeller Shaft	510596
325 i xDrive (160 kW)	2008.09-2011.12	-	Saloon Engine N53B30A	Joint,Propeller Shaft	517956
325 xi (160 kW)	2005.01-2011.12	-	Saloon Engine N52B25A	Joint,Propeller Shaft	510596
	2005.01-2011.12	-	Saloon Engine N52B25A	Joint,Propeller Shaft	517956
	2005.01-2011.12	Rear	Saloon Engine N52B25A	Center Bearing Support	530151
	2007.09-2011.12	-	Saloon Engine N53B30A	Joint,Propeller Shaft	510596
	2007.09-2011.12	-	Saloon Engine N53B30A	Joint,Propeller Shaft	517956
330 D (170 kW)	2005.09-2007.08	-	Saloon Engine M57306D3/M57D30TU2	Center Bearing Support	530152
	2005.09-2007.08	-	Saloon Engine M57306D3/M57D30TU2	Joint,Propeller Shaft	510596
	2005.09-2007.08	-	Saloon Engine M57306D3/M57D30TU2	Joint,Propeller Shaft	517956
	2005.09-2007.08	Rear	Saloon Engine M57306D3/M57D30TU2	Center Bearing Support	530151
	2005.09-2007.08	Rear	Saloon Engine M57306D3/M57D30TU2	Joint,Propeller Shaft	530758
330 D (180 kW)	2008.07-2011.12	-	Saloon Engine N57D30A/M57N2306D3	Center Bearing Support	530152
	2008.07-2011.12	Rear	Saloon Engine N57D30A/M57N2306D3	Joint,Propeller Shaft	530758
330 D xDrive (180 kW)	2009.01-2011.12	-	Saloon Engine N57D30A	Center Bearing Support	530152
	2009.01-2011.12	-	Saloon Engine N57D30A	Joint,Propeller Shaft	517955
	2009.01-2011.12	-	Saloon Engine N57D30A	Joint,Propeller Shaft	517956
330 i (190 kW)	2005.01-2007.08	-	Saloon Engine N52B30A/N52B30	Joint,Propeller Shaft	510596
	2005.01-2007.08	Rear	Saloon Engine N52B30A/N52B30	Center Bearing Support	530151



	 YEAR	FITTING POSITION	REMARKS	PRODUCT	GSP Ref.
BMW					
3 (E90)					
330 i (200 kW)	2007.09-2011.12	-	Saloon Engine N52B30A/N53B30A	Joint,Propeller Shaft	510596
330 i xDrive (200 kW)	2008.09-2011.12	-	Saloon Engine N53B30A	Joint,Propeller Shaft	517956
330 xD (170 kW)	2005.09-2011.12	-	Saloon Engine M57306D3/M57D30TU2	Center Bearing Support	530152
	2005.09-2011.12	-	Saloon Engine M57306D3/M57D30TU2	Joint,Propeller Shaft	510596
	2005.09-2011.12	-	Saloon Engine M57306D3/M57D30TU2	Joint,Propeller Shaft	517955
	2005.09-2011.12	-	Saloon Engine M57306D3/M57D30TU2	Joint,Propeller Shaft	517956
	2005.09-2011.12	Rear	Saloon Engine M57306D3/M57D30TU2	Center Bearing Support	530151
	330 xi (190 kW)	2005.01-2011.12	-	Saloon Engine N52B30A	Joint,Propeller Shaft
2005.01-2011.12		-	Saloon Engine N52B30A	Joint,Propeller Shaft	517956
2005.01-2011.12		Rear	Saloon Engine N52B30A	Center Bearing Support	530151
330 xi (200 kW)	2007.09-2011.12	-	Saloon Engine N53B30A	Joint,Propeller Shaft	510596
	2007.09-2011.12	-	Saloon Engine N53B30A	Joint,Propeller Shaft	517956
335 D (210 kW)	2006.08-2007.08	-	Saloon Engine M57D30(306D5)	Center Bearing Support	530152
	2006.08-2007.08	-	Saloon Engine M57D30(306D5)	Joint,Propeller Shaft	517955
335 i (225 kW)	2006.09-2011.12	-	Saloon Engine N54B30A/N55B30A	Center Bearing Support	530152
	2006.09-2011.12	-	Saloon Engine N54B30A/N55B30A	Joint,Propeller Shaft	510596
	2006.09-2011.12	-	Saloon Engine N54B30A/N55B30A	Joint,Propeller Shaft	517955
335 i xDrive (225 kW)	2008.09-2011.12	-	Saloon Engine N54B30A/N55B30A	Center Bearing Support	530152
	2008.09-2011.12	-	Saloon Engine N54B30A/N55B30A	Joint,Propeller Shaft	517956
335 xi (225 kW)	2007.09-2011.12	-	Saloon Engine N54B30A/N55B30A	Center Bearing Support	530152
	2007.09-2011.12	-	Saloon Engine N54B30A/N55B30A	Joint,Propeller Shaft	510596
	2007.09-2011.12	-	Saloon Engine N54B30A/N55B30A	Joint,Propeller Shaft	517956
3 (E92)					
316 i (90 kW)	2007.09-	-	Coupe Engine N43B16A	Joint,Propeller Shaft	510596
	2007.09-	Front	Coupe Engine N43B16A	Joint,Propeller Shaft	510641
320 D (130 kW)	2007.03-2007.08	-	Coupe Engine N47D20A	Joint,Propeller Shaft	510596
	2007.03-2007.08	-	Coupe Engine N47D20A	Joint,Propeller Shaft	517955
320 D (135 kW)	2010.01-	-	Coupe Engine N47D20C	Joint,Propeller Shaft	517955
320 i (110 kW)	2006.11-2007.06	-	Coupe Engine N46NB20B/N46B20A	Joint,Propeller Shaft	510596
	2006.11-2007.06	Front	Coupe Engine N46NB20B/N46B20A	Joint,Propeller Shaft	510641
320 i (125 kW)	2007.03-2007.08	-	Coupe Engine N43B20A	Joint,Propeller Shaft	510596
	2007.03-2007.08	Front	Coupe Engine N43B20A	Joint,Propeller Shaft	510641
320 xD (130 kW)	2007.03-	-	Coupe Engine N47D20A	Joint,Propeller Shaft	510596
	2007.03-	-	Coupe Engine N47D20A	Joint,Propeller Shaft	517956
325 D (145 kW)	2007.03-2007.08	-	Coupe Engine M57D30(306D3)	Center Bearing Support	530152
	2007.03-2007.08	-	Coupe Engine M57D30(306D3)	Joint,Propeller Shaft	517955
	2007.03-2007.08	Rear	Coupe Engine M57D30(306D3)	Joint,Propeller Shaft	530758
325 D (150 kW)	2010.04-	-	Coupe Engine M57N2306D3/N57D30A	Center Bearing Support	530152
325 i (160 kW)	2006.09-	-	Coupe Engine N52B25A/N52B25C	Joint,Propeller Shaft	510596
	2007.09-	-	Coupe Engine N53B30/N53B30A/N51B30A	Joint,Propeller Shaft	510596
325 xi (160 kW)	2006.09-	-	Coupe Engine N52B25A/N52B25C	Joint,Propeller Shaft	510596
	2006.09-	-	Coupe Engine N52B25A/N52B25C	Joint,Propeller Shaft	517956
	2007.09-	-	Coupe Engine N53B30A	Joint,Propeller Shaft	517956
330 D (170 kW)	2006.08-2007.08	-	Coupe Engine M57306D3/M57D30TU2	Center Bearing Support	530152
	2006.08-2007.08	-	Coupe Engine M57306D3/M57D30TU2	Joint,Propeller Shaft	517956
	2006.08-2007.08	Rear	Coupe Engine M57306D3/M57D30TU2	Joint,Propeller Shaft	530758
330 D (180 kW)	2008.07-	-	Coupe Engine N57D30A/M57N2306D3	Center Bearing Support	530152
	2008.07-	Rear	Coupe Engine N57D30A/M57N2306D3	Joint,Propeller Shaft	530758
330 D xDrive (180 kW)	2009.01-	-	Coupe Engine N57D30A	Joint,Propeller Shaft	517955
330 i (200 kW)	2006.08-2007.08	-	Coupe Engine N52B30A/N53B30A	Joint,Propeller Shaft	510596
330 i xDrive (200 kW)	2008.09-	-	Coupe Engine N53B30A	Joint,Propeller Shaft	517956
330 xD (170 kW)	2006.09-	-	Coupe Engine M57306D3/M57D30TU2	Center Bearing Support	530152
	2006.09-	-	Coupe Engine M57306D3/M57D30TU2	Joint,Propeller Shaft	510596
	2006.09-	-	Coupe Engine M57306D3/M57D30TU2	Joint,Propeller Shaft	517955
	2006.09-	-	Coupe Engine M57306D3/M57D30TU2	Joint,Propeller Shaft	517956
330 xD (180 kW)	2009.01-	-	Coupe Engine M57N2306D3/N57D30A	Center Bearing Support	530152
	2009.01-	-	Coupe Engine M57N2306D3/N57D30A	Joint,Propeller Shaft	510596



	 YEAR	FITTING POSITION	REMARKS	PRODUCT	GSP Ref.
BMW					
3 (E92)					
330 xD (180 kW)	2009.01-	-	Coupe Engine M57N2306D3/N57D30A	Joint,Propeller Shaft	517955
	2009.01-	-	Coupe Engine M57N2306D3/N57D30A	Joint,Propeller Shaft	517956
330 xi (200 kW)	2006.09-	-	Coupe Engine N52B30A/N53B30A	Joint,Propeller Shaft	510596
	2006.09-	-	Coupe Engine N52B30A/N53B30A	Joint,Propeller Shaft	517956
335 D (210 kW)	2006.08-2007.08	-	Coupe Engine M57D(306D5)	Center Bearing Support	530152
	2006.08-2007.08	-	Coupe Engine M57D(306D5)	Joint,Propeller Shaft	517955
335 i (225 kW)	2006.09-	-	Coupe Engine N54B30A/N55B30A	Center Bearing Support	530152
	2006.09-	-	Coupe Engine N54B30A/N55B30A	Joint,Propeller Shaft	510596
	2006.09-	-	Coupe Engine N54B30A/N55B30A	Joint,Propeller Shaft	517955
335 xi (225 kW)	2007.09-	-	Coupe Engine N54B30A/N55B30A	Center Bearing Support	530152
	2007.09-	-	Coupe Engine N54B30A/N55B30A	Joint,Propeller Shaft	510596
	2007.09-	-	Coupe Engine N54B30A/N55B30A	Joint,Propeller Shaft	517956
3 (E93)					
318 i (105 kW)	2010.03-	Front	Convertible Engine N43B20A	Joint,Propeller Shaft	510641
320 D (130 kW)	2008.03-	-	Convertible Engine N47D20A/N47D20C	Joint,Propeller Shaft	510596
	2008.03-	-	Convertible Engine N47D20A/N47D20C	Joint,Propeller Shaft	517955
320 D (135 kW)	2010.01-	-	Convertible Engine N47D20C	Joint,Propeller Shaft	510596
	2010.01-	-	Convertible Engine N47D20C	Joint,Propeller Shaft	517955
320 i (110 kW)	2007.03-2007.08	-	Convertible Engine N46NB20B/N46B20	Joint,Propeller Shaft	510596
	2007.03-2007.08	Front	Convertible Engine N46NB20B/N46B20	Joint,Propeller Shaft	510641
320 i (125 kW)	2007.03-2007.08	-	Convertible Engine N43B20A	Joint,Propeller Shaft	510596
	2007.03-2007.08	Front	Convertible Engine N43B20A	Joint,Propeller Shaft	510641
325 D (145 kW)	2007.03-	-	Convertible Engine N57D30(306D3)	Center Bearing Support	530152
	2007.03-	-	Convertible Engine N57D30(306D3)	Joint,Propeller Shaft	517955
	2007.03-	Rear	Convertible Engine N57D30(306D3)	Joint,Propeller Shaft	530758
325 D (150 kW)	2010.02-	-	Convertible Engine N57D30A	Center Bearing Support	530152
	2010.02-	Rear	Convertible Engine N57D30A	Joint,Propeller Shaft	530758
325 i (160 kW)	2007.03-	-	Convertible Engine N52B25/N52B25A	Joint,Propeller Shaft	510596
	2007.03-	-	Convertible Engine N53B30/N53B30A/N51B30A	Joint,Propeller Shaft	510596
330 D (170 kW)	2007.03-2007.08	-	Convertible Engine N57D30(306D3)	Center Bearing Support	530152
	2007.03-2007.08	-	Convertible Engine N57D30(306D3)	Joint,Propeller Shaft	517956
	2007.03-2007.08	Rear	Convertible Engine N57D30(306D3)	Joint,Propeller Shaft	530758
330 D (180 kW)	2009.01-	-	Convertible Engine N57D30A/N57N2306D3	Center Bearing Support	530152
	2009.01-	Rear	Convertible Engine N57D30A/N57N2306D3	Joint,Propeller Shaft	530758
330 i (200 kW)	2007.03-2007.08	-	Convertible Engine N52B30A/N53B30A	Joint,Propeller Shaft	510596
335 i (225 kW)	2007.03-	-	Convertible Engine N54B30A/N54B30B/N55B30A	Center Bearing Support	530152
	2007.03-	-	Convertible Engine N54B30A/N54B30B/N55B30A	Joint,Propeller Shaft	510596
	2007.03-	-	Convertible Engine N54B30A/N54B30B/N55B30A	Joint,Propeller Shaft	517955
3 (F30, F35, F80)					
316 D (85 kW)	2012.02-	-	Saloon Engine N47D20C	Joint,Propeller Shaft	510596
318 D (105 kW)	2012.02-	-	Saloon Engine N47D20C	Joint,Propeller Shaft	510596
320 D (120 kW)	2011.10-	-	Saloon Engine N47D20C	Joint,Propeller Shaft	510596
	2011.10-	-	Saloon Engine N47D20C	Joint,Propeller Shaft	517955
320 D (135 kW)	2011.10-	-	Saloon Engine N47D20C	Joint,Propeller Shaft	510596
	2011.10-	-	Saloon Engine N47D20C	Joint,Propeller Shaft	517955
320 i (135 kW)	2012.02-	-	Saloon Engine N20B20A	Joint,Propeller Shaft	510596
328 i (180 kW)	2011.10-	-	Saloon Engine N26B20A/N20B20A	Joint,Propeller Shaft	510596
3 COMPACT (E36)					
316 G (75 kW)	1994.03-2000.08	-	Hatchback Engine M43B16	Center Bearing Support	510659
	1994.03-2000.08	Front	Hatchback Engine M43B16	Joint,Propeller Shaft	510597
	1994.03-2000.08	Front	Hatchback Engine M43B16	Joint,Propeller Shaft	510641
316 i (75 kW)	1994.03-2000.08	-	Hatchback Engine M43B16	Center Bearing Support	510659
	1994.03-2000.08	Front	Hatchback Engine M43B16	Joint,Propeller Shaft	510597
	1994.03-2000.08	Front	Hatchback Engine M43B16	Joint,Propeller Shaft	510641
316 i (77 kW)	1998.12-2000.08	-	Hatchback Engine M43B19(19E1)	Center Bearing Support	510659
	1998.12-2000.08	Front	Hatchback Engine M43B19(19E1)	Joint,Propeller Shaft	510597
	1998.12-2000.08	Front	Hatchback Engine M43B19(19E1)	Joint,Propeller Shaft	510641



	 YEAR	FITTING POSITION	REMARKS	PRODUCT	GSP Ref.
BMW					
3 COMPACT (E36)					
318 TDS (66 kW)	1995.01-2000.08	Front	Hatchback Engine M41D18(Inter.)	Joint,Propeller Shaft	510597
	1995.01-2000.08	Front	Hatchback Engine M41D18(Inter.)	Joint,Propeller Shaft	510641
	1995.01-2000.08	Rear	Hatchback Engine M41D18(Inter.)	Center Bearing Support	530154
318 TI (103 kW)	1994.11-1995.08	-	Hatchback Engine M42B18	Center Bearing Support	510659
	1994.11-1995.08	Front	Hatchback Engine M42B18	Joint,Propeller Shaft	510597
	1994.11-1995.08	Front	Hatchback Engine M42B18	Joint,Propeller Shaft	510641
	1995.07-2000.08	-	Hatchback Engine M44B19	Center Bearing Support	510659
	1995.07-2000.08	Front	Hatchback Engine M44B19	Joint,Propeller Shaft	510597
	1995.07-2000.08	Front	Hatchback Engine M44B19	Joint,Propeller Shaft	510641
	1995.07-2000.08	Front	Hatchback Engine M44B19	Joint,Propeller Shaft	510641
323 TI (125 kW)	1997.08-2000.08	-	Hatchback Engine M52B25(VANOS)	Center Bearing Support	510659
	1997.08-2000.08	-	Hatchback Engine M52B25(VANOS)	Joint,Propeller Shaft	510596
	1997.08-2000.08	Front	Hatchback Engine M52B25(VANOS)	Joint,Propeller Shaft	510597
3 COMPACT (E46)					
316 TI (77 kW)	2002.06-2005.02	-	Hatchback	Joint,Propeller Shaft	510596
	2002.06-2005.02	Front	Hatchback	Joint,Propeller Shaft	510597
316 TI (85 kW)	2001.06-2005.02	-	Hatchback Engine N42B18/N46B18A	Center Bearing Support	512301
	2001.06-2005.02	-	Hatchback Engine N42B18/N46B18A	Joint,Propeller Shaft	510596
	2001.06-2005.02	Front	Hatchback Engine N42B18/N46B18A	Joint,Propeller Shaft	510597
	2001.06-2005.02	Rear	Hatchback Engine N42B18/N46B18A	Center Bearing Support	530154
	2002.06-2005.02	-	Hatchback Engine N40B16A/N45B16A	Joint,Propeller Shaft	510596
	2002.06-2005.02	Front	Hatchback Engine N40B16A/N45B16A	Joint,Propeller Shaft	510641
	2002.06-2005.02	Rear	Hatchback Engine N40B16A/N45B16A	Center Bearing Support	530154
	2002.06-2005.02	Rear	Hatchback Engine N40B16A/N45B16A	Center Bearing Support	530154
318 TD (85 kW)	2003.03-2005.02	-	Hatchback Engine M47D20(204D4)	Joint,Propeller Shaft	510596
	2003.03-2005.02	Rear	Hatchback Engine M47D20(204D4)	Center Bearing Support	530154
318 TI (105 kW)	2001.09-2005.02	-	Hatchback Engine N42B20/N46B20A	Center Bearing Support	512301
	2001.09-2005.02	-	Hatchback Engine N42B20/N46B20A	Joint,Propeller Shaft	510596
	2001.09-2005.02	Front	Hatchback Engine N42B20/N46B20A	Joint,Propeller Shaft	510597
	2001.09-2005.02	Rear	Hatchback Engine N42B20/N46B20A	Center Bearing Support	530154
320 TD (110 kW)	2001.09-2005.02	-	Hatchback Engine M47D20(204D4)	Center Bearing Support	512301
	2001.09-2005.02	-	Hatchback Engine M47D20(204D4)	Joint,Propeller Shaft	510596
	2001.09-2005.02	Rear	Hatchback Engine M47D20(204D4)	Center Bearing Support	530154
325 TI (141 kW)	2001.06-2005.02	-	Hatchback Engine M54B25(256S5)	Center Bearing Support	512301
	2001.06-2005.02	-	Hatchback Engine M54B25(256S5)	Joint,Propeller Shaft	510596
	2001.06-2005.02	Front	Hatchback Engine M54B25(256S5)	Joint,Propeller Shaft	510597
3 TOURING (E30)					
316 i (73 kW)	1991.09-1994.06	-	Estate Engine M40B16	Center Bearing Support	510628
	1991.09-1994.06	Front	Estate Engine M40B16	Joint,Propeller Shaft	510641
316i(75kW)	1991.09-1994.06	-	Estate Engine M40B16	Center Bearing Support	510628
	1991.09-1994.06	Front	Estate Engine M40B16	Joint,Propeller Shaft	510641
318 i (83 kW)	1989.04-1994.06	-	Estate Engine M40B18	Center Bearing Support	510628
	1989.04-1994.06	Front	Estate Engine M40B18	Joint,Propeller Shaft	510641
318 i (85 kW)	1987.09-1991.06	-	Estate Engine M40B18	Center Bearing Support	510628
	1987.09-1991.06	Front	Estate Engine M40B18	Joint,Propeller Shaft	510641
320 i (95 kW)	1988.01-1991.12	-	Estate Engine M20B20	Center Bearing Support	510628
	1988.01-1991.12	Front	Estate Engine M20B20	Joint,Propeller Shaft	510641
324 TD (85 kW)	1988.01-1993.06	-	Estate Engine M21D24/M21D24WA	Center Bearing Support	510628
	1988.01-1993.06	-	Estate Engine M21D24/M21D24WA	Joint,Propeller Shaft	510596
	1988.01-1993.06	Front	Estate Engine M21D24/M21D24WA	Joint,Propeller Shaft	510641
325 i (125 kW)	1987.07-1993.03	-	Estate Engine M20B25	Center Bearing Support	510627
	1987.07-1993.03	-	Estate Engine M20B25	Center Bearing Support	510628
	1987.07-1993.03	Front	Estate Engine M20B25	Joint,Propeller Shaft	510641
325 i X (125 kW)	1988.06-1993.10	-	Estate Engine M20B25	Center Bearing Support	510628
	1988.06-1993.10	-	Estate Engine M20B25	Joint,Propeller Shaft	510596
	1988.06-1993.10	Front	Estate Engine M20B25	Joint,Propeller Shaft	510641
3 TOURING (E36)					
316 i (75 kW)	1996.01-1999.10	-	Estate Engine M43B16	Center Bearing Support	510659
	1996.01-1999.10	Front	Estate Engine M43B16	Joint,Propeller Shaft	510597



	 YEAR	FITTING POSITION	REMARKS	PRODUCT	GSP Ref.
BMW					
3 TOURING (E36)					
316 i (75 kW)	1996.01-1999.10	Front	Estate Engine M43B16	Joint,Propeller Shaft	510641
318 i (85 kW)	1995.07-1999.10	-	Estate Engine M43B18	Center Bearing Support	510659
	1995.07-1999.10	Front	Estate Engine M43B18	Joint,Propeller Shaft	510597
	1995.07-1999.10	Front	Estate Engine M43B18	Joint,Propeller Shaft	510641
318 TDS (66 kW)	1995.01-1999.10	-	Estate Engine M41D18(Inter.)	Center Bearing Support	510659
	1995.01-1999.10	Front	Estate Engine M41D18(Inter.)	Joint,Propeller Shaft	510597
	1995.01-1999.10	Front	Estate Engine M41D18(Inter.)	Joint,Propeller Shaft	510641
320 i (110 kW)	1995.01-1999.10	-	Estate Engine M52B20/M50B20/M50B20TU	Center Bearing Support	510659
	1995.01-1999.10	Front	Estate Engine M52B20/M50B20/M50B20TU	Joint,Propeller Shaft	510597
	1995.01-1999.10	Front	Estate Engine M52B20/M50B20/M50B20TU	Joint,Propeller Shaft	510641
323 i (125 kW)	1995.09-1999.10	-	Estate Engine M52B25(Vanos)	Center Bearing Support	510659
	1995.09-1999.10	-	Estate Engine M52B25(Vanos)	Joint,Propeller Shaft	510596
325 TDS (105 kW)	1995.01-1999.10	-	Estate Engine M51D25(Inter.)	Center Bearing Support	510659
	1995.01-1999.10	-	Estate Engine M51D25(Inter.)	Joint,Propeller Shaft	510596
328 i (142 kW)	1995.01-1999.10	-	Estate Engine M52B28TU/M52B28/M52B28(286S1)	Center Bearing Support	510659
	1995.01-1999.10	-	Estate Engine M52B28TU/M52B28/M52B28(286S1)	Joint,Propeller Shaft	510596
3 TOURING (E46)					
316 i (85 kW)	2002.03-2005.02	-	Estate Engine N42B18/N46B18/N46B18A	Center Bearing Support	512301
	2002.03-2005.02	-	Estate Engine N42B18/N46B18/N46B18A	Joint,Propeller Shaft	510596
	2002.03-2005.02	Front	Estate Engine N42B18/N46B18/N46B18A	Joint,Propeller Shaft	510597
	2002.03-2005.02	Front	Estate Engine N42B18/N46B18/N46B18A	Joint,Propeller Shaft	510641
	2002.03-2005.02	Rear	Estate Engine N42B18/N46B18/N46B18A	Center Bearing Support	530154
	2002.06-2005.02	-	Estate Engine N45B16/N45B16A	Joint,Propeller Shaft	510596
	2002.06-2005.02	Front	Estate Engine N45B16/N45B16A	Joint,Propeller Shaft	510641
	2002.06-2005.02	Rear	Estate Engine N45B16/N45B16A	Center Bearing Support	530154
318 D (85 kW)	2002.03-2005.02	-	Estate Engine M47204D1/M47D20	Joint,Propeller Shaft	510596
	2002.03-2005.02	Rear	Estate Engine M47204D1/M47D20	Center Bearing Support	530154
	2003.03-2005.02	-	Estate Engine M47D20(204D4)	Center Bearing Support	510659
	2003.03-2005.02	-	Estate Engine M47D20(204D4)	Center Bearing Support	512301
	2003.03-2005.02	-	Estate Engine M47D20(204D4)	Joint,Propeller Shaft	510596
318 i (105 kW)	2001.09-2005.02	-	Estate Engine N42B20/N46B20/N46B20A	Center Bearing Support	512301
	2001.09-2005.02	-	Estate Engine N42B20/N46B20/N46B20A	Joint,Propeller Shaft	510596
	2001.09-2005.02	Front	Estate Engine N42B20/N46B20/N46B20A	Joint,Propeller Shaft	510597
	2001.09-2005.02	Rear	Estate Engine N42B20/N46B20/N46B20A	Center Bearing Support	530154
318 i (87 kW)	1999.10-2001.09	-	Estate Engine M43B19/M43B19TU	Center Bearing Support	510659
	1999.10-2001.09	-	Estate Engine M43B19/M43B19TU	Center Bearing Support	512301
	1999.10-2001.09	Front	Estate Engine M43B19/M43B19TU	Joint,Propeller Shaft	510597
320 D (100 kW)	2000.03-2001.09	-	Estate Engine M47204D1/M47D20	Center Bearing Support	512301
	2000.03-2001.09	-	Estate Engine M47204D1/M47D20	Joint,Propeller Shaft	510596
	2000.03-2001.09	Rear	Estate Engine M47204D1/M47D20	Center Bearing Support	530154
320 D (110 kW)	2001.09-2005.02	-	Estate Engine M47D20(204D4)	Center Bearing Support	512301
	2001.09-2005.02	-	Estate Engine M47D20(204D4)	Joint,Propeller Shaft	510596
	2001.09-2005.02	Rear	Estate Engine M47D20(204D4)	Center Bearing Support	530154
320 i (110 kW)	1999.10-2000.09	-	Estate Engine M52B(206S3)Vanos/M52B20	Center Bearing Support	512301
	1999.10-2000.09	-	Estate Engine M52B(206S3)Vanos/M52B20	Joint,Propeller Shaft	510596
	1999.10-2000.09	Front	Estate Engine M52B(206S3)Vanos/M52B20	Joint,Propeller Shaft	510597
320 i (125 kW)	2000.09-2005.02	-	Estate Engine M54B22(226S1)	Center Bearing Support	512301
	2000.09-2005.02	-	Estate Engine M54B22(226S1)	Joint,Propeller Shaft	510596
	2000.09-2005.02	Front	Estate Engine M54B22(226S1)	Joint,Propeller Shaft	510597
325 i (141 kW)	2000.09-2005.02	-	Estate Engine M54B25(256S5)	Center Bearing Support	512301
	2000.09-2005.02	-	Estate Engine M54B25(256S5)	Joint,Propeller Shaft	510596
	2000.09-2005.02	Front	Estate Engine M54B25(256S5)	Joint,Propeller Shaft	510597
325 xi (141 kW)	2000.09-2005.02	-	Estate Engine M54B25(256S5)	Joint,Propeller Shaft	510596
	2000.09-2005.02	Rear	Estate Engine M54B25(256S5)	Center Bearing Support	530154
328 i (142 kW)	1999.10-2000.06	-	Estate Engine M52B28/M52B28(286S2)	Center Bearing Support	512301
	1999.10-2000.06	-	Estate Engine M52B28/M52B28(286S2)	Joint,Propeller Shaft	510596
330 D (135 kW)	1999.10-2005.02	-	Estate Engine M57D30/M57D30(306D1)	Center Bearing Support	531031



	 YEAR	FITTING POSITION	REMARKS	PRODUCT	GSP Ref.
BMW					
3 TOURING (E46)					
330 D (135 kW)	1999.10-2005.02	-	Estate Engine M57D30/M57D30(306D1)	Center Bearing Support Kit	531058S
	1999.10-2005.02	-	Estate Engine M57D30/M57D30(306D1)	Joint,Propeller Shaft	510596
	1999.10-2005.02	Front	Estate Engine M57D30/M57D30(306D1)	Joint,Propeller Shaft	510663
330 D (150 kW)	2003.03-2005.02	-	Estate Engine M57D30(306D2)	Center Bearing Support	531031
	2003.03-2005.02	-	Estate Engine M57D30(306D2)	Joint,Propeller Shaft	510596
	2003.03-2005.02	Front	Estate Engine M57D30(306D2)	Joint,Propeller Shaft	510663
330 i (170 kW)	2000.06-2005.02	-	Estate Engine M54B30(306S3)	Center Bearing Support	512301
	2000.06-2005.02	-	Estate Engine M54B30(306S3)	Joint,Propeller Shaft	510596
330 xD (135 kW)	2000.06-2005.02	-	Estate Engine M57D30	Joint,Propeller Shaft	510596
	2000.06-2005.02	Rear	Estate Engine M57D30	Center Bearing Support	530154
330 xD (150 kW)	2003.03-2005.02	-	Estate Engine M57D30(306D2)	Joint,Propeller Shaft	510596
	2003.03-2005.02	Rear	Estate Engine M57D30(306D2)	Center Bearing Support	530154
330 xi (170 kW)	2000.06-2005.02	-	Estate Engine M54B30(306S3)	Joint,Propeller Shaft	510596
	2000.06-2005.02	Rear	Estate Engine M54B30(306S3)	Center Bearing Support	530154
3 TOURING (E91)					
318 D (105 kW)	2007.09-	-	Estate Engine N47D20A/N47D20C	Joint,Propeller Shaft	510596
318 D (90 kW)	2005.09-	-	Estate Engine M47N204D4	Joint,Propeller Shaft	510596
318 i (105 kW)	2007.09-	-	Estate Engine N43B20A	Joint,Propeller Shaft	510596
	2007.09-	Front	Estate Engine N43B20A	Joint,Propeller Shaft	510641
318 i (95 kW)	2006.03-2007.08	-	Estate Engine N46B20/N46B20B	Joint,Propeller Shaft	510596
	2006.03-2007.08	Front	Estate Engine N46B20/N46B20B	Joint,Propeller Shaft	510641
320 D (110 kW)	2005.09-	-	Estate Engine M47D20(204D4)	Joint,Propeller Shaft	510596
320 D (120 kW)	2005.09-	-	Estate Engine N47D20A	Joint,Propeller Shaft	510596
320 D (130 kW)	2007.09-	-	Estate Engine N47D20A/N47D20C	Joint,Propeller Shaft	510596
	2007.09-	-	Estate Engine N47D20A/N47D20C	Joint,Propeller Shaft	517955
320 D (135 kW)	2010.01-	-	Estate Engine N47D20C	Joint,Propeller Shaft	510596
	2010.01-	-	Estate Engine N47D20C	Joint,Propeller Shaft	517955
320 D xDrive (130 kW)	2008.09-	-	Estate Engine N47D20C	Joint,Propeller Shaft	517956
320 D xDrive (135 kW)	2010.01-	-	Estate Engine N47D20C	Joint,Propeller Shaft	517956
320 i (110 kW)	2005.09-2007.08	-	Estate Engine N46B20A/N46B20C/N46B20	Joint,Propeller Shaft	510596
	2005.09-2007.08	Front	Estate Engine N46B20A/N46B20C/N46B20	Joint,Propeller Shaft	510641
320 i (125 kW)	2007.09-	-	Estate Engine N43B20A	Joint,Propeller Shaft	510596
	2007.09-	Front	Estate Engine N43B20A	Joint,Propeller Shaft	510641
320 xD (130 kW)	2007.09-	-	Estate Engine N47D20A	Joint,Propeller Shaft	510596
323 i (130 kW)	2006.04-2007.06	-	Estate Engine N52NB25A	Joint,Propeller Shaft	510596
325 D (145 kW)	2006.08-2007.08	-	Estate Engine M57D30(306D3)	Center Bearing Support	530152
	2006.08-2007.08	-	Estate Engine M57D30(306D3)	Joint,Propeller Shaft	510596
	2006.08-2007.08	-	Estate Engine M57D30(306D3)	Joint,Propeller Shaft	517955
	2006.08-2007.08	Rear	Estate Engine M57D30(306D3)	Joint,Propeller Shaft	530758
325 D (150 kW)	2010.04-	-	Estate Engine M57N2306D3/N57D30A	Center Bearing Support	530152
	2010.04-	-	Estate Engine M57N2306D3/N57D30A	Joint,Propeller Shaft	517955
	2010.04-	Rear	Estate Engine M57N2306D3/N57D30A	Joint,Propeller Shaft	530758
325 i (160 kW)	2005.09-	-	Estate Engine N52B25/N52B25A/N52B25C	Joint,Propeller Shaft	510596
	2007.09-	-	Estate Engine N53B30/N53B30A	Joint,Propeller Shaft	510596
325 i xDrive (160 kW)	2008.09-	-	Estate Engine N53B30A/N51B30A	Joint,Propeller Shaft	510596
	2008.09-	-	Estate Engine N53B30A/N51B30A	Joint,Propeller Shaft	517956
325 xi (160 kW)	2005.09-	-	Estate Engine N52B25C/N52B25A	Joint,Propeller Shaft	510596
	2005.09-	-	Estate Engine N52B25C/N52B25A	Joint,Propeller Shaft	517956
	2007.09-	-	Estate Engine N53B30A	Joint,Propeller Shaft	510596
	2007.09-	-	Estate Engine N53B30A	Joint,Propeller Shaft	517956
330 D (170 kW)	2005.09-2007.08	-	Estate Engine M57306D3	Center Bearing Support	530152
	2005.09-2007.08	-	Estate Engine M57306D3	Joint,Propeller Shaft	517956
	2005.09-2007.08	Rear	Estate Engine M57306D3	Joint,Propeller Shaft	530758
330 D (180 kW)	2008.07-	-	Estate Engine N57D30A/M57N2306D3	Center Bearing Support	530152
	2008.07-	-	Estate Engine N57D30A/M57N2306D3	Joint,Propeller Shaft	517955
	2008.07-	Rear	Estate Engine N57D30A/M57N2306D3	Joint,Propeller Shaft	530758
330 D xDrive (180 kW)	2009.01-	-	Estate Engine N57D30A	Center Bearing Support	530152



	 YEAR	FITTING POSITION	REMARKS	PRODUCT	GSP Ref.
BMW					
3 TOURING (E91)					
330 D xDrive (180 kW)	2009.01-	-	Estate Engine N57D30A	Joint,Propeller Shaft	510596
	2009.01-	-	Estate Engine N57D30A	Joint,Propeller Shaft	517955
	2009.01-	-	Estate Engine N57D30A	Joint,Propeller Shaft	517956
330 i (190 kW)	2005.09-2007.08	-	Estate Engine N52B30/N52B30A	Joint,Propeller Shaft	510596
330 i (200 kW)	2007.09-	-	Estate Engine N53B30A/N52B30A	Joint,Propeller Shaft	510596
330 i xDrive (200 kW)	2008.09-	-	Estate Engine N53B30A	Joint,Propeller Shaft	517956
330 xD (170 kW)	2005.09-	-	Estate Engine M57306D3/M57D30TU2	Center Bearing Support	530152
	2005.09-	-	Estate Engine M57306D3/M57D30TU2	Joint,Propeller Shaft	510596
	2005.09-	-	Estate Engine M57306D3/M57D30TU2	Joint,Propeller Shaft	517955
	2005.09-	-	Estate Engine M57306D3/M57D30TU2	Joint,Propeller Shaft	517956
330 xi (190 kW)	2005.09-	-	Estate Engine N52B30A	Joint,Propeller Shaft	510596
	2005.09-	-	Estate Engine N52B30A	Joint,Propeller Shaft	517956
330 xi (200 kW)	2007.09-	-	Estate Engine N53B30A	Joint,Propeller Shaft	510596
	2007.09-	-	Estate Engine N53B30A	Joint,Propeller Shaft	517956
335 D (210 kW)	2006.08-2007.08	-	Estate Engine M57D30(306D5)	Center Bearing Support	530152
	2006.08-2007.08	-	Estate Engine M57D30(306D5)	Joint,Propeller Shaft	517955
335 i (225 kW)	2006.09-	-	Estate Engine N54B30A/N55B30A	Center Bearing Support	530152
	2006.09-	-	Estate Engine N54B30A/N55B30A	Joint,Propeller Shaft	510596
	2006.09-	-	Estate Engine N54B30A/N55B30A	Joint,Propeller Shaft	517955
335 i xDrive (225 kW)	2008.09-	-	Estate Engine N54B30A/N55B30A	Center Bearing Support	530152
	2008.09-	-	Estate Engine N54B30A/N55B30A	Joint,Propeller Shaft	517956
335 xi (225 kW)	2007.09-	-	Estate Engine N54B30A/N55B30A	Center Bearing Support	530152
	2007.09-	-	Estate Engine N54B30A/N55B30A	Joint,Propeller Shaft	510596
	2007.09-	-	Estate Engine N54B30A/N55B30A	Joint,Propeller Shaft	517956
5 (E12)					
518 (66 kW)	1974.07-1981.05	-	Saloon Engine M10B18	Center Bearing Support	510657
	1974.07-1981.05	-	Saloon Engine M10B18	Joint,Propeller Shaft	510596
	1974.07-1981.05	Front	Saloon Engine M10B18	Joint,Propeller Shaft	510641
	1974.07-1981.05	Front	Saloon Engine M10B18	Joint,Propeller Shaft	510662
520 (85 kW)	1972.08-1977.08	-	Saloon Engine M10B20	Center Bearing Support	510657
	1972.08-1977.08	-	Saloon Engine M10B20	Joint,Propeller Shaft	510596
	1972.08-1977.08	Front	Saloon Engine M10B20	Joint,Propeller Shaft	510641
	1972.08-1977.08	Front	Saloon Engine M10B20	Joint,Propeller Shaft	510662
520 i (92 kW)	1975.10-1977.05	-	Saloon Engine M10B20	Center Bearing Support	510657
	1975.10-1977.05	-	Saloon Engine M10B20	Joint,Propeller Shaft	510596
	1975.10-1977.05	Front	Saloon Engine M10B20	Joint,Propeller Shaft	510641
520/6 (90 kW)	1977.09-1981.05	-	Saloon Engine M20B20	Joint,Propeller Shaft	510596
	1977.09-1981.05	Front	Saloon Engine M20B20	Joint,Propeller Shaft	510641
520i(96kW)	1972.08-1975.10	-	Saloon Engine M10B20	Center Bearing Support	510657
	1972.08-1975.10	-	Saloon Engine M10B20	Joint,Propeller Shaft	510596
	1972.08-1975.10	Front	Saloon Engine M10B20	Joint,Propeller Shaft	510641
525 (107 kW)	1973.08-1976.10	-	Saloon Engine M30B25	Center Bearing Support	510657
	1973.08-1976.10	-	Saloon Engine M30B25	Center Bearing Support	512691
	1973.08-1976.10	-	Saloon Engine M30B25	Joint,Propeller Shaft	510596
	1973.08-1976.10	Front	Saloon Engine M30B25	Joint,Propeller Shaft	510662
525 (110 kW)	1976.08-1981.05	-	Saloon Engine M30B25	Center Bearing Support	512691
	1976.08-1981.05	-	Saloon Engine M30B25	Joint,Propeller Shaft	510596
	1976.08-1981.05	Front	Saloon Engine M30B25	Joint,Propeller Shaft	510662
528 (121 kW)	1975.01-1977.08	-	Saloon Engine M30B28	Center Bearing Support	510657
	1975.01-1977.08	-	Saloon Engine M30B28	Center Bearing Support	512691
	1975.01-1977.08	-	Saloon Engine M30B28	Joint,Propeller Shaft	510596
	1975.01-1977.08	Front	Saloon Engine M30B28	Joint,Propeller Shaft	510662
528 (125 kW)	1975.01-1977.08	-	Saloon Engine M30B28	Center Bearing Support	510657
	1975.01-1977.08	-	Saloon Engine M30B28	Center Bearing Support	512691
	1975.01-1977.08	-	Saloon Engine M30B28	Joint,Propeller Shaft	510596
	1975.01-1977.08	Front	Saloon Engine M30B28	Joint,Propeller Shaft	510662
528 i (130 kW)	1977.04-1981.05	-	Saloon Engine M30B28	Center Bearing Support	512691



	 YEAR	FITTING POSITION	REMARKS	PRODUCT	GSP Ref.
BMW					
5 (E12)					
528 i (130 kW)	1977.04-1981.05	-	Saloon Engine M30B28	Joint,Propeller Shaft	510596
	1977.04-1981.05	Front	Saloon Engine M30B28	Joint,Propeller Shaft	510662
528 i (135 kW)	1977.04-1981.05	-	Saloon Engine M30B28	Center Bearing Support	512691
	1977.04-1981.05	-	Saloon Engine M30B28	Joint,Propeller Shaft	510596
	1977.04-1981.05	Front	Saloon Engine M30B28	Joint,Propeller Shaft	510662
M 3.4 (160 kW)	1980.06-1981.08	-	Saloon Engine M30B35(MOTRONIC,9.3:1)	Center Bearing Support	512691
	1980.06-1981.08	-	Saloon Engine M30B35(MOTRONIC,9.3:1)	Joint,Propeller Shaft	510596
	1980.06-1981.08	Front	Saloon Engine M30B35(MOTRONIC,9.3:1)	Joint,Propeller Shaft	510662
5 (E28)					
518 (66 kW)	1981.06-1984.08	-	Saloon Engine M10B18	Center Bearing Support	512691
	1981.06-1984.08	-	Saloon Engine M10B18	Joint,Propeller Shaft	510596
	1981.06-1984.08	Front	Saloon Engine M10B18	Joint,Propeller Shaft	510641
518 i (77 kW)	1983.09-1987.12	-	Saloon Engine M10B18	Center Bearing Support	512691
	1983.09-1987.12	-	Saloon Engine M10B18	Joint,Propeller Shaft	510596
	1983.09-1987.12	Front	Saloon Engine M10B18	Joint,Propeller Shaft	510641
520 i (92 kW)	1981.06-1987.12	-	Saloon Engine M20B20	Center Bearing Support	512691
	1981.06-1987.12	Front	Saloon Engine M20B20	Joint,Propeller Shaft	510641
	1981.06-1987.12	Front	Saloon Engine M20B20	Joint,Propeller Shaft	510662
520 i (95 kW)	1985.08-1987.12	-	Saloon Engine M20B20	Center Bearing Support	512691
	1985.08-1987.12	Front	Saloon Engine M20B20	Joint,Propeller Shaft	510641
	1985.08-1987.12	Front	Saloon Engine M20B20	Joint,Propeller Shaft	510662
524 D (63 kW)	1986.03-1987.12	-	Saloon Engine M21D24W	Center Bearing Support	512691
	1986.03-1987.12	Front	Saloon Engine M21D24W	Joint,Propeller Shaft	510641
524 TD (85 kW)	1983.09-1987.12	-	Saloon Engine M21D24/M21D24(246TA)	Joint,Propeller Shaft	510596
	1983.09-1987.12	-	Saloon Engine M21D24/M21D24(246TA)/M21D24WA	Center Bearing Support	512691
	1983.09-1987.12	Front	Saloon Engine M21D24/M21D24(246TA)	Joint,Propeller Shaft	510641
525 e (90 kW)	1981.09-1987.12	-	Saloon Engine M20B27	Joint,Propeller Shaft	510596
	1981.09-1987.12	-	Saloon Engine M20B27 <small>Saloon Engine M20B27/M20B27(276EB)/M20B27(276KA)/M20B27(276KB)</small>	Center Bearing Support	512691
	1981.09-1987.12	Front	Saloon Engine M20B27	Joint,Propeller Shaft	510641
525 e (92 kW)	1983.05-1987.12	-	Saloon Engine M20B27	Center Bearing Support	512691
	1983.05-1987.12	-	Saloon Engine M20B27	Joint,Propeller Shaft	510596
	1983.05-1987.12	Front	Saloon Engine M20B27	Joint,Propeller Shaft	510641
	1983.05-1987.12	Front	Saloon Engine M20B27	Joint,Propeller Shaft	510662
525 e (95 kW)	1984.12-1987.12	-	Saloon Engine M20B27	Center Bearing Support	512691
	1984.12-1987.12	-	Saloon Engine M20B27	Joint,Propeller Shaft	510596
	1984.12-1987.12	Front	Saloon Engine M20B27	Joint,Propeller Shaft	510641
525 i (110 kW)	1981.06-1987.12	-	Saloon Engine M20B25E	Center Bearing Support	510657
	1981.06-1987.12	-	Saloon Engine M20B25E	Center Bearing Support	512691
	1981.06-1987.12	-	Saloon Engine M20B25E	Joint,Propeller Shaft	510596
	1981.06-1987.12	Front	Saloon Engine M20B25E	Joint,Propeller Shaft	510662
528 i (135 kW)	1981.06-1987.12	-	Saloon Engine M30B28	Center Bearing Support	510657
	1981.06-1987.12	-	Saloon Engine M30B28	Center Bearing Support	512691
	1981.06-1987.12	-	Saloon Engine M30B28	Joint,Propeller Shaft	510596
	1981.06-1987.12	Front	Saloon Engine M30B28	Joint,Propeller Shaft	510662
535 i, M 535 i (136 kW)	1985.01-1987.12	-	Saloon Engine M30B35	Center Bearing Support	512691
	1985.01-1987.12	-	Saloon Engine M30B35	Joint,Propeller Shaft	510596
	1985.01-1987.12	Front	Saloon Engine M30B35	Joint,Propeller Shaft	510662
535 i, M 535 i (141 kW)	1985.01-1987.12	-	Saloon Engine M30B35(MOTRONIC)	Center Bearing Support	512691
	1985.01-1987.12	-	Saloon Engine M30B35(MOTRONIC)	Joint,Propeller Shaft	510596
	1985.01-1987.12	Front	Saloon Engine M30B35(MOTRONIC)	Joint,Propeller Shaft	510662
535 i, M 535 i (160 kW)	1985.01-1987.12	-	Saloon Engine M30B35	Center Bearing Support	512691
	1985.01-1987.12	-	Saloon Engine M30B35	Joint,Propeller Shaft	510596
	1985.01-1987.12	Front	Saloon Engine M30B35	Joint,Propeller Shaft	510662
M3.5(211kW)	1985.08-1987.12	-	Saloon Engine S38B35	Center Bearing Support	510657
	1985.08-1987.12	-	Saloon Engine S38B35	Joint,Propeller Shaft	510596
5 (E34)					
518i(83kW)	1989.08-1995.09	-	Saloon Engine M40B18	Center Bearing Support	510628



	 YEAR	FITTING POSITION	REMARKS	PRODUCT	GSP Ref.
BMW					
5 (E34)					
518i(83kW)	1989.08-1995.09	-	Saloon Engine M40B18	Center Bearing Support	510659
	1989.08-1995.09	Front	Saloon Engine M40B18	Joint,Propeller Shaft	510597
	1989.08-1995.09	Front	Saloon Engine M40B18	Joint,Propeller Shaft	510641
518i(85kW)	1989.08-1995.09	-	Saloon Engine M43B18	Center Bearing Support	510659
	1989.08-1995.09	Front	Saloon Engine M43B18	Joint,Propeller Shaft	510597
520 i (95 kW)	1988.01-1991.08	-	Saloon Engine M20B20	Center Bearing Support	510628
	1988.01-1991.08	Front	Saloon Engine M20B20	Joint,Propeller Shaft	510641
520 i 24V (110 kW)	1989.09-1995.09	-	Saloon Engine M50B20	Center Bearing Support	510628
	1989.09-1995.09	Front	Saloon Engine M50B20	Joint,Propeller Shaft	510597
	1989.09-1995.09	Front	Saloon Engine M50B20	Joint,Propeller Shaft	510641
524TD(85kW)	1988.03-1995.09	-	Saloon Engine M21D24/M21D24WA	Center Bearing Support	510628
	1988.03-1995.09	-	Saloon Engine M21D24/M21D24WA	Joint,Propeller Shaft	510596
	1988.03-1995.09	Front	Saloon Engine M21D24/M21D24WA	Joint,Propeller Shaft	510641
525 i (125 kW)	1988.01-1991.08	-	Saloon Engine M20B25	Center Bearing Support	510628
	1988.01-1991.08	-	Saloon Engine M20B25	Joint,Propeller Shaft	510596
525 i 24V (141 kW)	1989.09-1995.09	-	Saloon Engine M50B25	Center Bearing Support	510628
	1989.09-1995.09	-	Saloon Engine M50B25	Joint,Propeller Shaft	510596
525 iX 24V (141 kW)	1991.10-1995.09	-	Saloon Engine M52B25(Vanos)	Center Bearing Support	510628
	1991.10-1995.09	-	Saloon Engine M52B25(Vanos)	Joint,Propeller Shaft	510596
	1991.10-1995.09	Front	Saloon Engine M52B25(Vanos)	Joint,Propeller Shaft	510641
525 TD (85 kW)	1993.04-1995.09	-	Saloon Engine M51D25	Center Bearing Support	510628
	1993.04-1995.09	-	Saloon Engine M51D25	Joint,Propeller Shaft	510596
	1993.04-1995.09	Front	Saloon Engine M51D25	Joint,Propeller Shaft	510597
525 TDS (105 kW)	1991.09-1995.09	-	Saloon Engine M51D25(Inter.)	Center Bearing Support	510628
	1991.09-1995.09	-	Saloon Engine M51D25(Inter.)	Joint,Propeller Shaft	510596
530 i V8 (160 kW)	1992.09-1995.09	-	Saloon Engine M60B30/M60B30(308S1)	Center Bearing Support	510628
	1992.09-1995.09	-	Saloon Engine M60B30/M60B30(308S1)	Joint,Propeller Shaft	510596
530i(138kW)	1988.01-1991.08	-	Saloon Engine M30B30	Center Bearing Support	510628
	1988.01-1991.08	-	Saloon Engine M30B30	Joint,Propeller Shaft	510596
535i(155kW)	1988.01-1995.09	-	Saloon Engine M30B35	Center Bearing Support	510628
	1988.01-1995.09	-	Saloon Engine M30B35	Joint,Propeller Shaft	510596
540 i V8 (210 kW)	1992.09-1995.09	-	Saloon Engine M60B40/M60B40(408S1)	Center Bearing Support	512692
	1992.09-1995.09	Front	Saloon Engine M60B40/M60B40(408S1)	Joint,Propeller Shaft	510663
M3.6(232kW)	1988.10-1992.05	-	Saloon Engine S38B36	Center Bearing Support	510628
M3.6CAT(232kW)	1988.10-1992.05	-	Saloon Engine S38B36	Center Bearing Support	510628
	1988.10-1992.05	-	Saloon Engine S38B36	Joint,Propeller Shaft	510596
M3.8(250kW)	1992.03-1995.09	-	Saloon Engine S38B38	Center Bearing Support	510628
	1992.03-1995.09	-	Saloon Engine S38B38	Joint,Propeller Shaft	510596
5 (E39)					
520 D (100 kW)	2000.02-2003.06	Centre	Saloon Engine M47D20/M47204D1	Center Bearing Support	517185
520 i (100 kW)	1999.04-2003.06	-	Saloon Engine M52B(206S3)VANOS	Center Bearing Support	510659
	1999.04-2003.06	-	Saloon Engine M52B(206S3)VANOS	Center Bearing Support Kit	531058S
	1999.04-2003.06	-	Saloon Engine M52B(206S3)VANOS	Joint,Propeller Shaft	510596
	1999.04-2003.06	Front	Saloon Engine M52B(206S3)VANOS	Joint,Propeller Shaft	510597
520 i (110 kW)	1996.01-2000.09	-	Saloon Engine M52B(206S3)VANOS/M52B(206S4)/M52B20	Center Bearing Support	510659
	1996.01-2000.09	-	Saloon Engine M52B(206S3)VANOS/M52B(206S4)/M52B20	Joint,Propeller Shaft	510596
	1996.01-2000.09	Centre	Saloon Engine M52B(206S3)VANOS/M52B(206S4)/M52B20	Center Bearing Support	517185
	1996.01-2000.09	Front	Saloon Engine M52B(206S3)VANOS/M52B(206S4)/M52B20	Joint,Propeller Shaft	510597
520 i (125 kW)	2000.09-2003.06	-	Saloon Engine M54B22	Center Bearing Support	510659
	2000.09-2003.06	-	Saloon Engine M54B22	Joint,Propeller Shaft	510596
	2000.09-2003.06	Front	Saloon Engine M54B22	Joint,Propeller Shaft	510597
523 i (125 kW)	1995.11-2000.09	-	Saloon Engine M52B25(Vanos)/M52B25TU	Center Bearing Support	510659
	1995.11-2000.09	-	Saloon Engine M52B25(Vanos)/M52B25TU	Center Bearing Support	512301
	1995.11-2000.09	-	Saloon Engine M52B25(Vanos)/M52B25TU	Joint,Propeller Shaft	510596
	1995.11-2000.09	Centre	Saloon Engine M52B25(Vanos)/M52B25TU	Center Bearing Support	517185
525 D (120 kW)	2000.02-2003.06	Front	Saloon Engine M5725(256D1)/M57D25	Joint,Propeller Shaft	510663
525 i (141 kW)	2000.09-2003.06	-	Saloon Engine M54256S5/M54B25/M54B25(256S5)	Center Bearing Support	510659



	 YEAR	FITTING POSITION	REMARKS	PRODUCT	GSP Ref.
BMW					
5 (E39)					
525 i (141 kW)	2000.09-2003.06	-	Saloon Engine M54256S5/M54B25/M54B25(256S5)	Joint,Propeller Shaft	510596
525 TD (85 kW)	1997.01-2003.06	-	Saloon Engine M51D25	Center Bearing Support	510659
	1997.01-2003.06	-	Saloon Engine M51D25	Joint,Propeller Shaft	510596
	1997.01-2003.06	Centre	Saloon Engine M51D25	Center Bearing Support	517185
525 TDS (105 kW)	1996.01-2003.06	-	Saloon Engine M51D25(INTER.)	Center Bearing Support	510659
	1996.01-2003.06	-	Saloon Engine M51D25(INTER.)	Joint,Propeller Shaft	510596
	1996.01-2003.06	Centre	Saloon Engine M51D25(INTER.)	Center Bearing Support	517185
528 i (142 kW)	1995.11-2000.09	-	Saloon Engine M52B28	Center Bearing Support	510659
	1995.11-2000.09	-	Saloon Engine M52B28	Joint,Propeller Shaft	510596
	1995.11-2000.09	Centre	Saloon Engine M52B28	Center Bearing Support	517185
530 D (135 kW)	1998.08-2000.09	Front	Saloon Engine M57D30	Joint,Propeller Shaft	510663
530 D (142 kW)	2000.09-2003.06	Front	Saloon Engine M57D30	Joint,Propeller Shaft	510663
530 i (170 kW)	2000.09-2003.06	-	Saloon Engine M54B30/M54306S3	Center Bearing Support	510659
	2000.09-2003.06	-	Saloon Engine M54B30/M54306S3	Joint,Propeller Shaft	510596
535 i (173 kW)	1996.04-1999.03	-	Saloon Engine M62B(358S1)/M62B35	Joint,Propeller Shaft	510596
535 i (180 kW)	1999.04-2003.06	-	Saloon Engine M62B(358S2)/M62B35TU	Joint,Propeller Shaft	510596
540 i (210 kW)	1996.04-2003.06	Front	Saloon Engine M62B44(448S1)/M62B44(448S2)	Joint,Propeller Shaft	510663
5 (E60)					
520 D (110 kW)	2005.09-2010.03	-	Saloon Engine M47N204D4	Center Bearing Support	531026
520 D (120 kW)	2005.09-2007.08	-	Saloon Engine M47D20(204D4)/N47D20A/N47D20C	Center Bearing Support	531026
520 D (130 kW)	2007.09-2010.03	-	Saloon Engine M47D20(204D4)/N47D20A/N47D20C	Center Bearing Support	531026
520 i (115 kW)	2006.04-2009.12	-	Saloon Engine N46B20B	Center Bearing Support	531026
	2006.04-2009.12	Front	Saloon Engine N46B20B	Joint,Propeller Shaft	510641
520 i (125 kW)	2003.07-2010.03	-	Saloon Engine M54B22(226S1)	Center Bearing Support	513771
	2007.09-2010.03	-	Saloon Engine N43B20A	Center Bearing Support	531026
	2007.09-2010.03	Front	Saloon Engine N43B20A	Joint,Propeller Shaft	510641
523 i (130 kW)	2005.01-2007.02	-	Saloon Engine N52B25/N52B25A	Center Bearing Support	513771
523 i (140 kW)	2007.03-2007.08	-	Saloon Engine N52B25A/N53B25A	Center Bearing Support	513771
525 D (130 kW)	2004.03-2007.02	-	Saloon Engine M57N256D4/M57D25TU	Center Bearing Support	513771
	2004.03-2007.02	-	Saloon Engine M57N256D4/M57D25TU	Center Bearing Support	513772
	2004.03-2007.02	Rear	Saloon Engine M57N256D4/M57D25TU	Joint,Propeller Shaft	530758
525 D (145 kW)	2007.03-2007.08	-	Saloon Engine M57306D3	Center Bearing Support	513771
	2007.03-2007.08	-	Saloon Engine M57306D3	Center Bearing Support	513772
	2007.03-2007.08	Rear	Saloon Engine M57306D3	Joint,Propeller Shaft	530758
525 i (141 kW)	2003.08-2005.01	-	Saloon Engine M54B25(256S5)	Center Bearing Support	513771
525 i (160 kW)	2005.01-2007.08	-	Saloon Engine N52B25A/N52B25	Center Bearing Support	513771
	2007.01-2010.03	-	Saloon Engine N53B30A/N53B30	Center Bearing Support	513771
525 xD (145 kW)	2007.01-2010.03	-	Saloon Engine M57306D3	Center Bearing Support	513771
	2007.01-2010.03	-	Saloon Engine M57306D3	Center Bearing Support	513772
	2007.01-2010.03	-	Saloon Engine M57306D3	Joint,Propeller Shaft	517956
525 xi (160 kW)	2005.07-2010.03	-	Saloon Engine N52B25A	Center Bearing Support	513771
	2005.07-2010.03	-	Saloon Engine N52B25A	Joint,Propeller Shaft	517956
	2007.01-2010.03	-	Saloon Engine N53B30A	Center Bearing Support	513771
	2007.01-2010.03	-	Saloon Engine N53B30A	Joint,Propeller Shaft	517956
530 D (160 kW)	2003.07-2010.03	-	Saloon Engine N57D30(306D2)	Center Bearing Support	513772
	2003.07-2010.03	Rear	Saloon Engine N57D30(306D2)	Joint,Propeller Shaft	530758
530 D (170 kW)	2005.09-2007.02	-	Saloon Engine M57306D3	Center Bearing Support	513772
	2005.09-2007.02	Rear	Saloon Engine M57306D3	Joint,Propeller Shaft	530758
530 D (173 kW)	2007.03-2007.08	-	Saloon Engine M57D30(306D3)	Center Bearing Support	513772
	2007.03-2007.08	Rear	Saloon Engine M57D30(306D3)	Joint,Propeller Shaft	530758
530 i (170 kW)	2003.07-2010.03	-	Saloon Engine M54B30(306S3)	Center Bearing Support	513771
530 i (190 kW)	2005.01-2007.08	-	Saloon Engine N52B30/N52B30A	Center Bearing Support	513771
530 i (200 kW)	2007.03-2007.08	-	Saloon Engine N52B30A/N53B30A	Center Bearing Support	513771
530 xD (170 kW)	2005.07-2010.03	-	Saloon Engine M57306D3	Center Bearing Support	513771
	2005.07-2010.03	-	Saloon Engine M57306D3	Center Bearing Support	513772
	2005.07-2010.03	-	Saloon Engine M57306D3	Joint,Propeller Shaft	517956
530 xD (173 kW)	2007.01-2010.03	-	Saloon Engine M57D30(306D3)	Center Bearing Support	513771



	 YEAR	FITTING POSITION	REMARKS	PRODUCT	GSP Ref.
BMW					
5 (E60)					
530 xD (173 kW)	2007.01-2010.03	-	Saloon Engine M57D30(306D3)	Center Bearing Support	513772
	2007.01-2010.03	-	Saloon Engine M57D30(306D3)	Joint,Propeller Shaft	517956
530 xi (190 kW)	2005.07-2010.03	-	Saloon Engine N52B30A	Center Bearing Support	513771
	2005.07-2010.03	-	Saloon Engine N52B30A	Joint,Propeller Shaft	517956
530 xi (200 kW)	2007.01-2010.03	-	Saloon Engine N52B30A/N53B30A	Center Bearing Support	513771
	2007.01-2010.03	-	Saloon Engine N52B30A/N53B30A	Joint,Propeller Shaft	517956
535 D (200 kW)	2004.07-2007.08	-	Saloon Engine M57D30(306D4)	Center Bearing Support	513772
535 D (210 kW)	2007.03-2007.08	-	Saloon Engine M57D30(306D5)	Center Bearing Support	513772
	2007.03-2007.08	Rear	Saloon Engine M57D30(306D5)	Joint,Propeller Shaft	530758
540 i (225 kW)	2005.09-2007.08	-	Saloon Engine N62B40A	Center Bearing Support	513771
	2005.09-2007.08	-	Saloon Engine N62B40A	Center Bearing Support	513772
	2005.09-2007.08	-	Saloon Engine N62B40A	Joint,Propeller Shaft	517955
	2005.09-2007.08	Rear	Saloon Engine N62B40A	Joint,Propeller Shaft	530758
545 i (245 kW)	2003.08-2005.12	-	Saloon Engine N62B44A	Center Bearing Support	513772
	2003.08-2005.12	-	Saloon Engine N62B44A	Joint,Propeller Shaft	517956
	2003.08-2005.12	Rear	Saloon Engine N62B44A	Joint,Propeller Shaft	530758
550 i (270 kW)	2005.09-2007.08	-	Saloon Engine N62B48B/N62B48A	Center Bearing Support	513772
	2005.09-2007.08	-	Saloon Engine N62B48B/N62B48A	Joint,Propeller Shaft	517955
	2005.09-2007.08	Rear	Saloon Engine N62B48B/N62B48A	Joint,Propeller Shaft	530758
5 (F10, F18)					
520 i (120 kW)	2011.09-	-	Saloon Engine N20B20A	Center Bearing Support	531014
520 i (135 kW)	2011.09-	-	Saloon Engine N20B20A	Center Bearing Support	531014
	2011.09-	-	Saloon Engine N20B20A	Center Bearing Support Kit	531058S
520D(135kW)	2010.03-	-	Saloon Engine N47D20C	Joint,Propeller Shaft	517955
520i(120kW)	2011.09-	-	Saloon Engine N20B20A	Joint,Propeller Shaft	510596
520i(135kW)	2011.09-	-	Saloon Engine N20B20A	Joint,Propeller Shaft	510596
523 i (150 kW)	2010.03-	-	Saloon Engine N52 B25 A	Center Bearing Support	531014
	2010.03-	-	Saloon Engine N53B30A	Center Bearing Support	531014
525 D (160 kW)	2011.09-	-	Saloon Engine N47D20D	Center Bearing Support Kit	531058S
525D(150kW)	2010.03-	-	Saloon Engine N57D30A	Joint,Propeller Shaft	517955
525DxD(160kW)	2011.09-	-	Saloon Engine N47D20D	Joint,Propeller Shaft	517955
528 i (180 kW)	2011.09-	-	Saloon Engine N20B20A	Center Bearing Support	531014
	2011.09-	-	Saloon Engine N20B20A	Center Bearing Support Kit	531058S
528 i (190 kW)	2010.03-	-	Saloon Engine N53B30A	Center Bearing Support	531014
528 i xDrive (180 kW)	2011.09-	-	Saloon Engine N20B20A	Center Bearing Support Kit	531058S
528i(180kW)	2011.09-	-	Saloon Engine N20B20A	Joint,Propeller Shaft	510596
528ixDrive(180kW)	2011.09-	-	Saloon Engine N20B20A	Joint,Propeller Shaft	517955
530 i (200 kW)	2011.09-	-	Saloon Engine N53B30A	Center Bearing Support	531014
	2011.09-	-	Saloon Engine N53B30A	Center Bearing Support Kit	531058S
530D(180kW)	2010.03-	-	Saloon Engine N57D30A	Joint,Propeller Shaft	517955
530D(190kW)	2011.09-	-	Saloon Engine N57D30A	Joint,Propeller Shaft	517955
535 D xDrive (230 kW)	2011.09-	-	Saloon Engine N57D30B	Joint,Propeller Shaft	517955
535 i (225 kW)	2010.03-	-	Saloon Engine N55B30A	Center Bearing Support	531018
535i(225kW)	2010.03-	-	Saloon Engine N55B30A	Joint,Propeller Shaft	517955
550i(300kW)	2010.03-	-	Saloon Engine N63B44A	Joint,Propeller Shaft	517955
5 GRAN TURISMO (F07)					
520D(135kW)	2011.10-	-	Hatchback Engine N47D20C	Joint,Propeller Shaft	517955
528 i (180 kW)	2013.08-	-	Hatchback Engine N20 B20 A	Center Bearing Support	531014
530 D xDrive (180 kW)	2010.09-	-	Hatchback Engine N57D30A	Joint,Propeller Shaft	517955
530D(155kW)	2010.07-	-	Hatchback Engine N57D30A	Joint,Propeller Shaft	517955
530D(180kW)	2009.10-	-	Hatchback Engine N57D30A	Joint,Propeller Shaft	517955
530D(190kW)	2009.10-	-	Hatchback Engine N57D30A	Joint,Propeller Shaft	517955
530DxD(190kW)	2009.10-	-	Hatchback Engine N57D30A	Joint,Propeller Shaft	517955
535 i (225 kW)	2009.10-	-	Hatchback Engine N55B30A	Center Bearing Support	531018
535 i xDrive (225 kW)	2010.09-	-	Hatchback Engine N55B30A	Center Bearing Support	531014
535D(220kW)	2010.09-	-	Hatchback Engine N57D30B	Joint,Propeller Shaft	517955
535i(225kW)	2009.10-	-	Hatchback Engine N55B30A	Joint,Propeller Shaft	517955



 YEAR	 FITTING POSITION	REMARKS	PRODUCT	GSP Ref.	
BMW					
5 GRAN TURISMO (F07)					
535ixDrive(225kW)	2010.09-	-	Hatchback Engine N55B30A	Joint,Propeller Shaft	517955
550 i xDrive (300 kW)	2010.09-	-	Hatchback Engine N63B44A	Joint,Propeller Shaft	517955
550i(300kW)	2009.10-	-	Hatchback Engine N63B44A	Joint,Propeller Shaft	517955
550ixDrive(330kW)	2012.05-	-	Hatchback Engine N63B44B	Joint,Propeller Shaft	517955
5 TOURING (E34)					
518i(83kW)	1993.03-1994.09	-	Estate Engine M40B18	Center Bearing Support	510628
	1993.03-1994.09	-	Estate Engine M40B18	Center Bearing Support	510659
	1993.03-1994.09	Front	Estate Engine M40B18	Joint,Propeller Shaft	510597
518i(85kW)	1994.09-1997.01	-	Estate Engine M43B18	Center Bearing Support	510659
	1994.09-1997.01	Front	Estate Engine M43B18	Joint,Propeller Shaft	510597
520 i (110 kW)	1991.11-1997.01	-	Estate Engine M50B20TU	Center Bearing Support	510628
	1991.11-1997.01	Front	Estate Engine M50B20TU	Joint,Propeller Shaft	510597
	1991.11-1997.01	Front	Estate Engine M50B20TU	Joint,Propeller Shaft	510641
525 i (141 kW)	1991.11-1997.01	-	Estate Engine M50B25	Center Bearing Support	510628
	1991.11-1997.01	-	Estate Engine M50B25	Joint,Propeller Shaft	510596
525 ix (141 kW)	1992.02-1997.01	-	Estate Engine M50B25/M52B25(Vanos)	Center Bearing Support	510628
	1992.02-1997.01	-	Estate Engine M50B25/M52B25(Vanos)	Joint,Propeller Shaft	510596
	1992.02-1997.01	Front	Estate Engine M50B25/M52B25(Vanos)	Joint,Propeller Shaft	510641
525 TD (85 kW)	1993.03-1997.01	-	Estate Engine M51D25	Center Bearing Support	510628
	1993.03-1997.01	-	Estate Engine M51D25	Joint,Propeller Shaft	510596
	1993.03-1997.01	Front	Estate Engine M51D25	Joint,Propeller Shaft	510597
525 TDS (105 kW)	1991.12-1997.01	-	Estate Engine M51D25(Inter.)	Center Bearing Support	510628
	1991.12-1997.01	-	Estate Engine M51D25(Inter.)	Joint,Propeller Shaft	510596
530 i V8 (160 kW)	1992.09-1997.01	-	Estate Engine M60B30/M60B30(308S1)	Center Bearing Support	510628
	1992.09-1997.01	-	Estate Engine M60B30/M60B30(308S1)	Joint,Propeller Shaft	510596
540 i (210 kW)	1993.09-1997.01	-	Estate Engine M60B40	Center Bearing Support	512692
	1993.09-1997.01	Front	Estate Engine M60B40	Joint,Propeller Shaft	510663
M3.8(250kW)	1994.09-1997.01	-	Estate Engine S38B38	Center Bearing Support	510628
	1994.09-1997.01	-	Estate Engine S38B38	Joint,Propeller Shaft	510596
5 TOURING (E39)					
520 D (100 kW)	2000.02-2003.09	Centre	Estate Engine M47D20/M47204D1	Center Bearing Support	517185
520 i (100 kW)	1999.04-2004.05	-	Estate Engine M52B(206S3)Vanos	Center Bearing Support	510659
	1999.04-2004.05	-	Estate Engine M52B(206S3)Vanos	Joint,Propeller Shaft	510596
	1999.04-2004.05	Front	Estate Engine M52B(206S3)Vanos	Joint,Propeller Shaft	510597
520 i (110 kW)	1997.01-2000.09	-	Estate Engine M52B(206S3)Vanos/M52B(206S4)	Center Bearing Support	510659
	1997.01-2000.09	-	Estate Engine M52B(206S3)Vanos/M52B(206S4)	Joint,Propeller Shaft	510596
	1997.01-2000.09	Centre	Estate Engine M52B(206S3)Vanos/M52B(206S4)	Center Bearing Support	517185
	1997.01-2000.09	Front	Estate Engine M52B(206S3)Vanos/M52B(206S4)	Joint,Propeller Shaft	510597
520 i (125 kW)	2000.09-2004.05	-	Estate Engine M54B22(226S1)	Center Bearing Support	510659
	2000.09-2004.05	-	Estate Engine M54B22(226S1)	Joint,Propeller Shaft	510596
	2000.09-2004.05	Front	Estate Engine M54B22(226S1)	Joint,Propeller Shaft	510597
523 i (125 kW)	1997.01-2000.09	-	Estate Engine M52B25(Vanos)/M52B25TU	Center Bearing Support	510659
	1997.01-2000.09	-	Estate Engine M52B25(Vanos)/M52B25TU	Center Bearing Support	512301
	1997.01-2000.09	-	Estate Engine M52B25(Vanos)/M52B25TU	Joint,Propeller Shaft	510596
	1997.01-2000.09	Centre	Estate Engine M52B25(Vanos)/M52B25TU	Center Bearing Support	517185
525 D (120 kW)	2000.02-2004.05	Front	Estate Engine M57D25(256D1)/M57D25	Joint,Propeller Shaft	510663
525 i (141 kW)	2000.09-2004.05	-	Estate Engine M54B25(256S5)	Center Bearing Support	510659
	2000.09-2004.05	-	Estate Engine M54B25(256S5)	Joint,Propeller Shaft	510596
525 TDS (105 kW)	1997.03-2004.05	-	Estate Engine M51D25(inter.)	Center Bearing Support	510659
	1997.03-2004.05	-	Estate Engine M51D25(inter.)	Joint,Propeller Shaft	510596
	1997.03-2004.05	Centre	Estate Engine M51D25(inter.)	Center Bearing Support	517185
528 i (142 kW)	1997.01-2000.09	-	Estate Engine M52B28	Center Bearing Support	510659
	1997.01-2000.09	-	Estate Engine M52B28	Joint,Propeller Shaft	510596
	1997.01-2000.09	Centre	Estate Engine M52B28	Center Bearing Support	517185
530 D (135 kW)	1998.08-2000.09	Front	Estate Engine M57D30	Joint,Propeller Shaft	510663
530 D (142 kW)	2000.09-2004.05	Front	Estate Engine M57D30(306D1)	Joint,Propeller Shaft	510663
530 i (170 kW)	2000.09-2004.05	-	Estate Engine M54B30(306S3)	Center Bearing Support	510659



	 YEAR	FITTING POSITION	REMARKS	PRODUCT	GSP Ref.
BMW					
5 TOURING (E39)					
530 i (170 kW)	2000.09-2004.05	-	Estate Engine M54B30(306S3)	Joint,Propeller Shaft	510596
540 i (210 kW)	1997.01-2004.05	Front	Estate Engine M62B44(448S1)/M62B44(448S2)	Joint,Propeller Shaft	510663
5 TOURING (E61)					
520 D (110 kW)	2005.09-	-	Estate Engine M47D20(204D4)/M47D20A/M47D20C	Center Bearing Support	531026
520 D (120 kW)	2005.09-2007.08	-	Estate Engine N47D20A/N47D20C/M47D20(204D4)	Center Bearing Support	531026
520 D (130 kW)	2007.09-	-	Estate Engine N47D20A/N47D20C	Center Bearing Support	531026
520 i (125 kW)	2007.09-	-	Estate Engine N43B20A	Center Bearing Support	531026
	2007.09-	Front	Estate Engine N43B20A	Joint,Propeller Shaft	510641
523 i (130 kW)	2005.01-2007.02	-	Estate Engine N52B25A/N52B25	Center Bearing Support	513771
523 i (140 kW)	2007.03-2007.08	-	Estate Engine N52B25A/N53B25A	Center Bearing Support	513771
525 D (130 kW)	2004.06-	-	Estate Engine M57N256D4/M57D25TU	Center Bearing Support	513771
	2004.06-	-	Estate Engine M57N256D4/M57D25TU	Center Bearing Support	513772
	2004.06-	Rear	Estate Engine M57N256D4/M57D25TU	Joint,Propeller Shaft	530758
525 D (145 kW)	2007.03-2007.08	-	Estate Engine M57D30(306D3)	Center Bearing Support	513771
	2007.03-2007.08	-	Estate Engine M57D30(306D3)	Center Bearing Support	513772
	2007.03-2007.08	Rear	Estate Engine M57D30(306D3)	Joint,Propeller Shaft	530758
525 i (141 kW)	2004.06-	-	Estate Engine M54B25(256S5)	Center Bearing Support	513771
525 i (160 kW)	2005.01-2007.02	-	Estate Engine N52B25A/N52B25	Center Bearing Support	513771
	2007.03-2007.08	-	Estate Engine N53B30A/N53B30	Center Bearing Support	513771
525 xD (145 kW)	2007.01-	-	Estate Engine M57306D3	Center Bearing Support	513771
	2007.01-	-	Estate Engine M57306D3	Center Bearing Support	513772
	2007.01-	-	Estate Engine M57306D3	Joint,Propeller Shaft	517956
525 xi (160 kW)	2005.07-	-	Estate Engine N52B25A	Center Bearing Support	513771
	2005.07-	-	Estate Engine N52B25A	Joint,Propeller Shaft	517956
	2007.01-	-	Estate Engine N53B30A/N52B30A	Center Bearing Support	513771
	2007.01-	-	Estate Engine N53B30A/N52B30A	Joint,Propeller Shaft	517956
530 D (160 kW)	2004.06-	-	Estate Engine N57D30(306D2)	Center Bearing Support	513772
	2004.06-	Rear	Estate Engine N57D30(306D2)	Joint,Propeller Shaft	530758
530 D (170 kW)	2005.09-2007.02	-	Estate Engine M57306D3	Center Bearing Support	513772
	2005.09-2007.02	Rear	Estate Engine M57306D3	Joint,Propeller Shaft	530758
530 D (173 kW)	2007.03-2007.08	-	Estate Engine M57D30(306D3)	Center Bearing Support	513772
	2007.03-2007.08	Rear	Estate Engine M57D30(306D3)	Joint,Propeller Shaft	530758
530 i (190 kW)	2005.01-2007.08	-	Estate Engine N52B30A/N52B30	Center Bearing Support	513771
530 i (200 kW)	2007.03-2007.08	-	Estate Engine N52B30A/N53B30A	Center Bearing Support	513771
530 xD (170 kW)	2005.07-	-	Estate Engine M57306D3	Center Bearing Support	513771
	2005.07-	-	Estate Engine M57306D3	Center Bearing Support	513772
	2005.07-	-	Estate Engine M57306D3	Joint,Propeller Shaft	517956
530 xD (173 kW)	2007.01-	-	Estate Engine M57306D3	Center Bearing Support	513771
	2007.01-	-	Estate Engine M57306D3	Center Bearing Support	513772
	2007.01-	-	Estate Engine M57306D3	Joint,Propeller Shaft	517956
530 xi (190 kW)	2005.07-	-	Estate Engine N52B30A	Center Bearing Support	513771
	2005.07-	-	Estate Engine N52B30A	Joint,Propeller Shaft	517956
530 xi (200 kW)	2007.01-	-	Estate Engine N53B30A/N52B30A	Center Bearing Support	513771
	2007.01-	-	Estate Engine N53B30A/N52B30A	Joint,Propeller Shaft	517956
535 D (200 kW)	2004.07-2007.08	-	Estate Engine M57D30(306D4)	Center Bearing Support	513772
535 D (210 kW)	2007.03-2007.08	-	Estate Engine M57D30(306D5)	Center Bearing Support	513772
	2007.03-2007.08	Rear	Estate Engine M57D30(306D5)	Joint,Propeller Shaft	530758
545 i (245 kW)	2004.06-	-	Estate Engine N62B44A	Center Bearing Support	513772
	2004.06-	-	Estate Engine N62B44A	Joint,Propeller Shaft	517956
550 i (270 kW)	2005.09-2007.08	-	Estate Engine N62B48A/N62B48B	Center Bearing Support	513772
	2005.09-2007.08	-	Estate Engine N62B48A/N62B48B	Joint,Propeller Shaft	517955
	2005.09-2007.08	Rear	Estate Engine N62B48A/N62B48B	Joint,Propeller Shaft	530758
5 TOURING (F11)					
520 i (135 kW)	2011.09-	-	Estate Engine N20B20A	Center Bearing Support	531014
520D(135kW)	2010.09-	-	Estate Engine N47D20C	Joint,Propeller Shaft	517955
520i(135kW)	2011.09-	-	Estate Engine N20B20A	Joint,Propeller Shaft	510596
523 i (150 kW)	2010.09-	-	Estate Engine N53B30A	Center Bearing Support	531014



	 YEAR	FITTING POSITION	REMARKS	PRODUCT	GSP Ref.
BMW					
5 TOURING (F11)					
525 D (160 kW)	2011.09-	-	Estate Engine N47D20D	Center Bearing Support Kit	531058S
525 d xDrive (160 kW)	2011.09-	-	Estate Engine N47D20D	Center Bearing Support Kit	531058S
525D(150kW)	2010.09-	-	Estate Engine N57D30A	Joint,Propeller Shaft	517955
525DxD(160kW)	2011.09-	-	Estate Engine N47D20D	Joint,Propeller Shaft	517955
528 i (180 kW)	2011.09-	-	Estate Engine N20B20A	Center Bearing Support	531014
528 i (190 kW)	2010.09-	-	Estate Engine N53B30A	Center Bearing Support	531014
528i(180kW)	2011.09-	-	Estate Engine N20B20A	Joint,Propeller Shaft	510596
528ixDrive(180kW)	2011.09-	-	Estate Engine N20B20A	Joint,Propeller Shaft	517955
530 D xDrive (190 kW)	2011.09-	-	Estate Engine N57D30A	Joint,Propeller Shaft	517955
530 i (200 kW)	2011.09-	-	Estate Engine N53B30A	Center Bearing Support	531014
	2011.09-	-	Estate Engine N53B30A	Center Bearing Support Kit	531058S
530D(180kW)	2010.09-	-	Estate Engine N57D30A	Joint,Propeller Shaft	517955
535 D xDrive (230 kW)	2011.09-	-	Estate Engine N57D30B	Joint,Propeller Shaft	517955
535 i (225 kW)	2010.09-	-	Estate Engine N53B30A	Center Bearing Support	531018
535i(225kW)	2010.09-	-	Estate Engine N53B30A	Joint,Propeller Shaft	517955
535ixDrive(225kW)	2011.09-	-	Estate Engine N55B30A	Joint,Propeller Shaft	517955
550 i (300 kW)	2010.09-	-	Estate Engine N63B44A	Center Bearing Support Kit	531058S
6 (E24)					
628 CSi (135 kW)	1979.09-1987.08	-	Coupe Engine M30B28	Center Bearing Support	510657
	1979.09-1987.08	-	Coupe Engine M30B28	Center Bearing Support	512691
	1979.09-1987.08	-	Coupe Engine M30B28	Joint,Propeller Shaft	510596
	1979.09-1987.08	Front	Coupe Engine M30B28	Joint,Propeller Shaft	510662
630 CS (135 kW)	1976.04-1979.08	-	Coupe Engine M30B30	Center Bearing Support	510657
	1976.04-1979.08	-	Coupe Engine M30B30	Joint,Propeller Shaft	510596
	1976.04-1979.08	Front	Coupe Engine M30B30	Joint,Propeller Shaft	510662
630 CS (136 kW)	1976.04-1979.08	-	Coupe Engine M30B30	Center Bearing Support	510657
	1976.04-1979.08	-	Coupe Engine M30B30	Joint,Propeller Shaft	510596
	1976.04-1979.08	Front	Coupe Engine M30B30	Joint,Propeller Shaft	510662
633 CSi (145 kW)	1978.09-1984.08	-	Coupe Engine M30B32	Center Bearing Support	510657
	1978.09-1984.08	-	Coupe Engine M30B32	Joint,Propeller Shaft	510596
	1978.09-1984.08	Front	Coupe Engine M30B32	Joint,Propeller Shaft	510662
633 CSi (147 kW)	1976.04-1978.09	-	Coupe	Center Bearing Support	510657
	1976.04-1978.09	-	Coupe	Joint,Propeller Shaft	510596
	1976.04-1978.09	Front	Coupe	Joint,Propeller Shaft	510662
635 CSi (136 kW)	1985.01-1989.05	-	Coupe Engine M30B35(MOTRONIC,8:1,KAT.)	Center Bearing Support	510657
	1985.01-1989.05	-	Coupe Engine M30B35(MOTRONIC,8:1,KAT.)	Center Bearing Support	512691
	1985.01-1989.05	-	Coupe Engine M30B35(MOTRONIC,8:1,KAT.)	Joint,Propeller Shaft	510596
	1985.01-1989.05	Front	Coupe Engine M30B35(MOTRONIC,8:1,KAT.)	Joint,Propeller Shaft	510662
635 CSi (141 kW)	1985.04-1990.09	-	Coupe Engine M30B35	Center Bearing Support	510657
	1985.04-1990.09	-	Coupe Engine M30B35	Center Bearing Support	512691
	1985.04-1990.09	-	Coupe Engine M30B35	Joint,Propeller Shaft	510596
	1985.04-1990.09	Front	Coupe Engine M30B35	Joint,Propeller Shaft	510662
635 CSi (155 kW)	1987.08-1989.05	-	Coupe Engine M30B35	Center Bearing Support	510657
	1987.08-1989.05	-	Coupe Engine M30B35	Center Bearing Support	512691
	1987.08-1989.05	-	Coupe Engine M30B35	Joint,Propeller Shaft	510596
	1987.08-1989.05	Front	Coupe Engine M30B35	Joint,Propeller Shaft	510662
635 CSi (160 kW)	1978.06-1988.08	-	Coupe Engine M30B35	Center Bearing Support	510657
	1978.06-1988.08	-	Coupe Engine M30B35	Joint,Propeller Shaft	510596
	1978.06-1988.08	-	Coupe Engine M30B35(JETRONIC,10:1)/M30B35(MOTRONIC,10:1)/M30B35(MOTRONIC,9:3:1)	Center Bearing Support	512691
	1978.06-1988.08	Front	Coupe Engine M30B35	Joint,Propeller Shaft	510662
M635CSi(191kW)	1986.10-1988.10	-	Coupe Engine S38B35(KAT)/S38B35(356ED)	Center Bearing Support	510657
	1986.10-1988.10	-	Coupe Engine S38B35(KAT)/S38B35(356ED)	Joint,Propeller Shaft	510596
M635CSi(211kW)	1984.03-1989.05	-	Coupe Engine S38B35	Center Bearing Support	510657
	1984.03-1989.05	-	Coupe Engine S38B35	Joint,Propeller Shaft	510596
6 (E63)					
630 i (190 kW)	2004.09-2007.08	-	Coupe Engine N52B30/N52B30A	Center Bearing Support	513771
	2004.09-2007.08	-	Coupe Engine N52B30/N52B30A	Center Bearing Support Kit	531058S



	 YEAR	FITTING POSITION	REMARKS	PRODUCT	GSP Ref.
BMW					
6 (E63)					
630 i (200 kW)	2007.07-	-	Coupe Engine N53B30/N52B30A	Center Bearing Support	513771
635 D (210 kW)	2007.07-	-	Coupe Engine M57D30(306D5)	Center Bearing Support	513772
	2007.07-	Rear	Coupe Engine M57D30(306D5)	Joint,Propeller Shaft	530758
645 Ci (245 kW)	2004.01-	-	Coupe Engine N62B44/N62B44A	Center Bearing Support	513772
	2004.01-	-	Coupe Engine N62B44/N62B44A	Joint,Propeller Shaft	517956
650 i (270 kW)	2005.09-2007.08	-	Coupe Engine N62B48B	Center Bearing Support	513772
	2005.09-2007.08	-	Coupe Engine N62B48B	Joint,Propeller Shaft	517955
	2005.09-2007.08	Rear	Coupe Engine N62B48B	Joint,Propeller Shaft	530758
6 (E64)					
630 i (190 kW)	2004.09-2007.08	-	Convertible Engine N52B30A/N52B30	Center Bearing Support	513771
	2004.09-2007.08	-	Convertible Engine N52B30A/N52B30	Center Bearing Support Kit	531058S
630 i (200 kW)	2007.07-	-	Convertible Engine N53B30/N53B30A	Center Bearing Support	513771
635 D (210 kW)	2007.07-	-	Convertible Engine M57D30(306D5)	Center Bearing Support	513772
	2007.07-	Rear	Convertible Engine M57D30(306D5)	Joint,Propeller Shaft	530758
645 Ci (245 kW)	2004.04-	-	Convertible Engine N62B44/N62B44A	Center Bearing Support	513772
	2004.04-	-	Convertible Engine N62B44/N62B44A	Joint,Propeller Shaft	517956
650 i (270 kW)	2005.09-2007.08	-	Convertible Engine N62B48B	Center Bearing Support	513772
	2005.09-2007.08	-	Convertible Engine N62B48B	Joint,Propeller Shaft	517955
	2005.09-2007.08	Rear	Convertible Engine N62B48B	Joint,Propeller Shaft	530758
6 (F12)					
640 i (235 kW)	2011.03-	-	Convertible Engine N55B30A	Center Bearing Support	531018
640DxDrive(230kW)	2011.09-	-	Convertible Engine N57D30B	Joint,Propeller Shaft	517955
640i(235kW)	2011.03-	-	Convertible Engine N55B30A	Joint,Propeller Shaft	517955
650ixDrive(300kW)	2011.06-	-	Convertible Engine N63B44A	Joint,Propeller Shaft	517955
650ixDrive(330kW)	2011.11-	-	Convertible Engine N63B44B/N63B44A	Joint,Propeller Shaft	517955
6 (F13)					
640 i (235 kW)	2010.11-	-	Coupe Engine N55B30A	Center Bearing Support	531018
640DxDrive(230kW)	2011.09-	-	Coupe Engine N57D30B	Joint,Propeller Shaft	517955
640i(235kW)	2010.11-	-	Coupe Engine N55B30A	Joint,Propeller Shaft	517955
650ixDrive(330kW)	2011.11-	-	Coupe Engine N63B44B	Joint,Propeller Shaft	517955
6 GRAN (F06)					
640i(235kW)	2011.09-	-	Coupe Engine N55B30A	Joint,Propeller Shaft	517955
650ixDrive(330kW)	2011.11-	-	Coupe Engine N63B44B	Joint,Propeller Shaft	517955
7 (E23)					
728 (125 kW)	1977.05-1979.08	-	Saloon Engine M30B28	Center Bearing Support	510657
728 i (135 kW)	1978.07-1986.08	-	Saloon Engine M30B28	Center Bearing Support	510657
	1978.07-1986.08	-	Saloon Engine M30B28	Joint,Propeller Shaft	510596
	1978.07-1986.08	Front	Saloon Engine M30B28	Joint,Propeller Shaft	510662
730 (135 kW)	1977.05-1979.08	-	Saloon Engine M30B30	Center Bearing Support	510657
	1977.05-1979.08	Front	Saloon Engine M30B30	Joint,Propeller Shaft	510662
733 i (145 kW)	1977.05-1986.08	-	Saloon Engine M30B32	Center Bearing Support	510657
	1977.05-1986.08	-	Saloon Engine M30B32	Joint,Propeller Shaft	510596
	1977.05-1986.08	Front	Saloon Engine M30B32	Joint,Propeller Shaft	510662
735 i (136 kW)	1985.01-1986.08	-	Saloon Engine M30B35(MOTRONIC,8:1,KAT	Center Bearing Support	510657
	1985.01-1986.08	-	Saloon Engine M30B35(MOTRONIC,8:1,KAT	Joint,Propeller Shaft	510596
	1985.01-1986.08	Front	Saloon Engine M30B35(MOTRONIC,8:1,KAT	Joint,Propeller Shaft	510662
735 i (141 kW)	1985.04-1986.08	-	Saloon Engine M30B35(MOTRONIC)	Center Bearing Support	510657
	1985.04-1986.08	-	Saloon Engine M30B35(MOTRONIC)	Joint,Propeller Shaft	510596
	1985.04-1986.08	Front	Saloon Engine M30B35(MOTRONIC)	Joint,Propeller Shaft	510662
735 i (160 kW)	1979.09-1986.08	-	Saloon Engine M30B35(MOTRONIC,10:1)	Center Bearing Support	510657
	1979.09-1986.08	-	Saloon Engine M30B35(MOTRONIC,10:1)	Joint,Propeller Shaft	510596
	1979.09-1986.08	Front	Saloon Engine M30B35(MOTRONIC,10:1)	Joint,Propeller Shaft	510662
745 i (185 kW)	1980.04-1983.04	-	Saloon Engine M30B32	Center Bearing Support	510657
	1980.04-1983.04	Front	Saloon Engine M30B32	Joint,Propeller Shaft	510662
745i(185kW)	1983.05-1986.08	-	Saloon Engine M30B35	Center Bearing Support	510657
	1983.05-1986.08	Front	Saloon Engine M30B35	Joint,Propeller Shaft	510662
7 (E32)					



	 YEAR	FITTING POSITION	REMARKS	PRODUCT	GSP Ref.
BMW					
7 (E32)					
730 i,iL (138 kW)	1986.12-1994.09	-	Saloon Engine M30B30	Center Bearing Support	510628
	1986.12-1994.09	-	Saloon Engine M30B30	Joint,Propeller Shaft	510596
	1986.12-1994.09	Front	Saloon Engine M30B30	Joint,Propeller Shaft	510662
730 i,iL (145 kW)	1986.12-1994.09	-	Saloon Engine M30B30	Center Bearing Support	510628
	1986.12-1994.09	-	Saloon Engine M30B30	Joint,Propeller Shaft	510596
	1986.12-1994.09	Front	Saloon Engine M30B30	Joint,Propeller Shaft	510662
730 i,iL V8 (160 kW)	1992.04-1994.09	-	Saloon Engine M60B30	Center Bearing Support	510628
	1992.04-1994.09	-	Saloon Engine M60B30	Joint,Propeller Shaft	510596
	1992.04-1994.09	Front	Saloon Engine M60B30	Joint,Propeller Shaft	510662
735 i,iL (155 kW)	1986.09-1992.09	-	Saloon Engine M30B35	Center Bearing Support	510628
	1986.09-1992.09	-	Saloon Engine M30B35	Joint,Propeller Shaft	510596
	1986.09-1992.09	Front	Saloon Engine M30B35	Joint,Propeller Shaft	510662
735 i,iL (162 kW)	1986.09-1987.12	-	Saloon Engine M30B35(MOTRONIC,9.2:1)	Center Bearing Support	510628
	1986.09-1987.12	-	Saloon Engine M30B35(MOTRONIC,9.2:1)	Joint,Propeller Shaft	510596
	1986.09-1987.12	Front	Saloon Engine M30B35(MOTRONIC,9.2:1)	Joint,Propeller Shaft	510662
740 i,iL V8 (210 kW)	1992.04-1994.09	-	Saloon Engine M60B40/M60B40(408S1)	Center Bearing Support	512692
	1992.04-1994.09	-	Saloon Engine M60B40/M60B40(408S1)	Joint,Propeller Shaft	510596
	1992.04-1994.09	Front	Saloon Engine M60B40/M60B40(408S1)	Joint,Propeller Shaft	510663
750 i,iL V12 (220 kW)	1987.09-1994.09	-	Saloon Engine M70B50/M70B50(5012A)	Center Bearing Support	512692
	1987.09-1994.09	-	Saloon Engine M70B50/M70B50(5012A)	Joint,Propeller Shaft	510596
7 (E38)					
728 i,iL (142 kW)	1995.08-2001.11	-	Saloon Engine M52B28	Joint,Propeller Shaft	510596
730 D (135 kW)	1998.08-2000.04	-	Saloon Engine M57D30	Center Bearing Support	510658
730 D (142 kW)	2000.04-2001.11	-	Saloon Engine M57D30(306D1)	Center Bearing Support	510658
730 i,iL (155 kW)	1994.10-2001.11	-	Saloon Engine M60B30	Joint,Propeller Shaft	510596
730 i,iL (160 kW)	1994.10-2001.11	-	Saloon Engine M60B30	Joint,Propeller Shaft	510596
735 i,iL (173 kW)	1996.01-2001.11	-	Saloon Engine M62B(358S1)/M62B35	Center Bearing Support	510658
	1996.01-2001.11	-	Saloon Engine M62B(358S1)/M62B35	Joint,Propeller Shaft	510596
740 D (180 kW)	1999.05-2001.11	-	Saloon Engine M67D39	Center Bearing Support	510658
740 i,iL (210 kW)	1994.10-2001.11	-	Saloon Engine M60B40/M60B40(408S1)	Center Bearing Support	510658
	1994.10-2001.11	Front	Saloon Engine M60B40/M60B40(408S1)	Joint,Propeller Shaft	510663
	1996.01-2001.11	-	Saloon Engine M62B44(448S1)/M62B44(448S2)	Center Bearing Support	510658
	1996.01-2001.11	Front	Saloon Engine M62B44(448S1)/M62B44(448S2)	Joint,Propeller Shaft	510663
750 i,iL (240 kW)	1994.12-2001.11	-	Saloon Engine M73B54/M73B54(54121)	Center Bearing Support	510658
	1994.12-2001.11	Front	Saloon Engine M73B54/M73B54(54121)	Joint,Propeller Shaft	510663
7 (E65, E66, E67)					
730 D (160 kW)	2002.10-	-	Saloon Engine M57D30(306D2)	Center Bearing Support	530153
730 i,Li (190 kW)	2005.03-	Rear	Saloon Engine N52B30A/N52B30	Joint,Propeller Shaft	530758
730 LD (170 kW)	2005.07-	-	Saloon Engine M57D30(306D3)/N57N306D2	Center Bearing Support	530153
735 i,Li (200 kW)	2001.11-	-	Saloon Engine N62B36	Center Bearing Support	530153
	2001.11-	-	Saloon Engine N62B36	Joint,Propeller Shaft	517956
740 D (190 kW)	2002.10-	-	Saloon Engine M67D39(398D1)	Center Bearing Support	530153
740 i,Li (225 kW)	2005.01-	-	Saloon Engine N62B40A	Center Bearing Support	530153
	2005.01-	Rear	Saloon Engine N62B40A	Joint,Propeller Shaft	530758
745 D (220 kW)	2005.03-2005.08	-	Saloon Engine M67D44(448D1)	Center Bearing Support	530153
745 D (242 kW)	2005.07-	-	Saloon Engine M67D44(448D1)/N67N448D2	Center Bearing Support	530153
745 i,Li (245 kW)	2001.11-	-	Saloon Engine N62B44/N62B44A	Center Bearing Support	530153
	2001.11-	-	Saloon Engine N62B44/N62B44A	Joint,Propeller Shaft	517956
750 i,Li (270 kW)	2005.01-2007.08	-	Saloon Engine N62B48B	Center Bearing Support	530153
	2005.01-2007.08	Rear	Saloon Engine N62B48B	Joint,Propeller Shaft	530758
760 i,Li (327 kW)	2003.01-	-	Saloon Engine N73B60/N73B60A	Center Bearing Support	530153
7 (F01, F02, F03, F04)					
3.0ActiveHybrid(260kW)	2012.07-	-	Saloon Engine N55B30A	Joint,Propeller Shaft	517955
4.4 ActiveHybrid (342 kW)	2010.10-	-	Saloon Engine N63B44A	Center Bearing Support Kit	531058S
730 D (180 kW)	2008.10-	-	Saloon Engine N57D30A	Center Bearing Support	531018
730 i (190 kW)	2008.06-	-	Saloon Engine N52B30A	Center Bearing Support	531018
730D(180kW)	2008.10-	-	Saloon Engine N57D30A	Joint,Propeller Shaft	517955



	 YEAR	FITTING POSITION	REMARKS	PRODUCT	GSP Ref.
BMW					
7 (F01, F02, F03, F04)					
730D(190kW)	2012.07-	-	Saloon Engine N57D30A	Joint,Propeller Shaft	517955
730i(190kW)	2008.06-	-	Saloon Engine N52B30A	Joint,Propeller Shaft	517955
740 d xDrive (225 kW)	2009.09-	-	Saloon Engine N57SD30B	Center Bearing Support Kit	531058S
740 i (240 kW)	2008.10-	-	Saloon Engine N54B30A	Center Bearing Support	531018
740D(225kW)	2009.09-	-	Saloon Engine N57D30B	Joint,Propeller Shaft	517955
740DxD(230kW)	2012.07-	-	Saloon Engine N57D30B	Joint,Propeller Shaft	517955
740i(235kW)	2012.07-	-	Saloon Engine N55B30A	Joint,Propeller Shaft	517955
740i(240kW)	2008.10-	-	Saloon Engine N54B30A	Joint,Propeller Shaft	517955
750 i xDrive (300 kW)	2009.09-	-	Saloon Engine N63B44A/N63B44B	Joint,Propeller Shaft	517955
760 i (400 kW)	2009.09-	-	Saloon Engine N74B60A	Center Bearing Support	531018
8 (E31)					
840 Ci (210 kW)	1996.01-1999.12	Front	Coupe Engine M62B44/M62B44TU/M62B44(448S1)	Joint,Propeller Shaft	510663
840 i (210 kW)	1993.02-1996.02	Front	Coupe Engine M60B40/M60B40(408S1)	Joint,Propeller Shaft	510663
X1 (E84)					
sDrive 18 D (105 kW)	2009.10-	-	Estate Engine N47D20C	Joint,Propeller Shaft	510596
sDrive 18 i (110 kW)	2010.01-	-	Estate Engine N46B20B	Joint,Propeller Shaft	510596
sDrive 20 D (120 kW)	2010.03-	-	Estate Engine N47D20C	Joint,Propeller Shaft	510596
	2010.03-	-	Estate Engine N47D20C	Joint,Propeller Shaft	517955
sDrive 20 D (130 kW)	2009.10-	-	Estate Engine N47D20C	Joint,Propeller Shaft	510596
	2009.10-	-	Estate Engine N47D20C	Joint,Propeller Shaft	517955
sDrive 20 D (135 kW)	2011.03-	-	Estate Engine N47D20C	Joint,Propeller Shaft	510596
	2011.03-	-	Estate Engine N47D20C	Joint,Propeller Shaft	517955
sDrive 20 i (135 kW)	2011.09-	-	Estate Engine N20B20A	Joint,Propeller Shaft	510596
xDrive 28 i (190 kW)	2009.10-	-	Estate Engine N52B30A	Joint,Propeller Shaft	517956
X3 (E83)					
2.0 D (110 kW)	2004.09-2007.08	-	Closed Off-Road Vehicle Engine M47D20(204D4)	Center Bearing Support	531026
	2004.09-2007.08	-	Closed Off-Road Vehicle Engine M47D20(204D4)	Joint,Propeller Shaft	510596
2.0 D (130 kW)	2007.09-	-	Closed Off-Road Vehicle Engine N47D20A	Center Bearing Support	518418
	2007.09-	-	Closed Off-Road Vehicle Engine N47D20A	Center Bearing Support	531026
	2007.09-	-	Closed Off-Road Vehicle Engine N47D20A	Joint,Propeller Shaft	510596
	2007.09-	-	Closed Off-Road Vehicle Engine N47D20A	Joint,Propeller Shaft	530758
2.0 i (110 kW)	2005.09-2006.07	-	Closed Off-Road Vehicle Engine N46B20/N46B20B	Center Bearing Support	518418
	2005.09-2006.07	-	Closed Off-Road Vehicle Engine N46B20/N46B20B	Joint,Propeller Shaft	510596
2.5 i (141 kW)	2004.03-2006.07	-	Closed Off-Road Vehicle Engine M54B25(256S5)	Center Bearing Support	513771
	2004.03-2006.07	-	Closed Off-Road Vehicle Engine M54B25(256S5)	Joint,Propeller Shaft	510596
2.5 Si (160 kW)	2006.08-2007.08	-	Closed Off-Road Vehicle Engine N52B25A	Center Bearing Support	513771
	2006.08-2007.08	-	Closed Off-Road Vehicle Engine N52B25A	Center Bearing Support	518418
	2006.08-2007.08	-	Closed Off-Road Vehicle Engine N52B25A	Joint,Propeller Shaft	510596
	2006.08-2007.08	-	Closed Off-Road Vehicle Engine N52B25A	Joint,Propeller Shaft	530758
3.0 D (150 kW)	2004.01-	-	"Closed Off-Road Vehicle Engine M57D30(306D2)"	Center Bearing Support	513771
	2004.01-	-	Closed Off-Road Vehicle Engine M57D30(306D2)	Center Bearing Support	513771
3.0 D (160 kW)	2005.09-2007.08	-	Closed Off-Road Vehicle Engine M57D30	Center Bearing Support	513771
	2005.09-2007.08	-	Closed Off-Road Vehicle Engine M57D30	Joint,Propeller Shaft	510596
3.0 i xDrive (170 kW)	2004.03-2006.07	-	Closed Off-Road Vehicle Engine M54B30(306S3)	Center Bearing Support	513771
	2004.03-2006.07	-	Closed Off-Road Vehicle Engine M54B30(306S3)	Joint,Propeller Shaft	510596
3.0 SD (210 kW)	2006.08-2007.08	-	Closed Off-Road Vehicle Engine M57D30(306D5)	Center Bearing Support	513771
	2006.08-2007.08	-	Closed Off-Road Vehicle Engine M57D30(306D5)	Center Bearing Support	518418
	2006.08-2007.08	-	Closed Off-Road Vehicle Engine M57D30(306D5)	Joint,Propeller Shaft	510596
	2006.08-2007.08	-	Closed Off-Road Vehicle Engine M57D30(306D5)	Joint,Propeller Shaft	530758
3.0 Si (200 kW)	2006.08-2007.08	-	Closed Off-Road Vehicle Engine N52B30A	Center Bearing Support	513771
	2006.08-2007.08	-	Closed Off-Road Vehicle Engine N52B30A	Center Bearing Support	518418
	2006.08-2007.08	-	Closed Off-Road Vehicle Engine N52B30A	Joint,Propeller Shaft	510596
	2006.08-2007.08	-	Closed Off-Road Vehicle Engine N52B30A	Joint,Propeller Shaft	530758
xDrive 18 D (105 kW)	2008.09-	-	Closed Off-Road Vehicle Engine N47D20C	Center Bearing Support	531026
	2008.09-	-	Closed Off-Road Vehicle Engine N47D20C	Joint,Propeller Shaft	530758
xDrive 20 i (110 kW)	2008.09-	-	Closed Off-Road Vehicle Engine N46B20B	Center Bearing Support	518418
xDrive 30 D (160 kW)	2008.09-	-	Closed Off-Road Vehicle Engine M57D30(306D3)	Center Bearing Support	513771



	 YEAR	FITTING POSITION	REMARKS	PRODUCT	GSP Ref.
BMW					
X3 (F25)					
xDrive 28 i (190 kW)	2011.04-	-	Closed Off-Road Vehicle Engine N52B30A	Center Bearing Support	531023
xDrive 35 i (225 kW)	2010.09-	-	Closed Off-Road Vehicle Engine N55B30A	Center Bearing Support	531023
xDrive20D(135kW)	2010.09-	-	Closed Off-Road Vehicle Engine N47D20C	Joint,Propeller Shaft	510596
xDrive28i(180kW)	2011.08-	-	Closed Off-Road Vehicle Engine N20B20A	Joint,Propeller Shaft	510596
xDrive28i(190kW)	2011.04-	-	Closed Off-Road Vehicle Engine N52B30A	Joint,Propeller Shaft	510596
xDrive35i(225kW)	2010.09-	-	Closed Off-Road Vehicle Engine N55B30A	Joint,Propeller Shaft	510596
X5 (E53)					
3.0 D (135 kW)	2001.05-	-	Closed Off-Road Vehicle Engine M57D30(306D1)	Center Bearing Support	514792
	2001.05-	-	Closed Off-Road Vehicle Engine M57D30(306D1)	Joint,Propeller Shaft	510596
3.0 D (160 kW)	2003.09-2007.08	-	Closed Off-Road Vehicle Engine M57N306D4	Center Bearing Support	514792
3.0 i (170 kW)	2000.09-2007.08	-	Closed Off-Road Vehicle Engine M54B30(306S3)	Center Bearing Support	514792
	2000.09-2007.08	-	Closed Off-Road Vehicle Engine M54B30(306S3)	Joint,Propeller Shaft	510596
4.4 i (210 kW)	2000.05-	-	Closed Off-Road Vehicle Engine M62B44/M62B44TU	Center Bearing Support	514792
	2000.05-	-	Closed Off-Road Vehicle Engine M62B44/M62B44TU	Joint,Propeller Shaft	510596
4.4 i (235 kW)	2003.09-2007.08	-	Closed Off-Road Vehicle Engine N62B44/N62B44A	Center Bearing Support	514792
4.6 iS (255 kW)	2002.02-	-	Closed Off-Road Vehicle Engine M62B46(468S1)	Center Bearing Support	514792
	2002.02-	-	Closed Off-Road Vehicle Engine M62B46(468S1)	Joint,Propeller Shaft	510596
4.8 iS (265 kW)	2004.03-2007.08	-	Closed Off-Road Vehicle Engine N62B48A	Center Bearing Support	514792
X5 (E70)					
3.0 D (173 kW)	2007.02-2008.09	-	Closed Off-Road Vehicle Engine M57D30(306D3)	Joint,Propeller Shaft	510596
3.0 Si (200 kW)	2007.02-2008.09	-	Closed Off-Road Vehicle Engine N52B30/N52B30A	Center Bearing Support	531023
	2007.02-2008.09	-	Closed Off-Road Vehicle Engine N52B30/N52B30A	Joint,Propeller Shaft	510596
4.8 i xDrive (261 kW)	2007.09-2008.09	-	Closed Off-Road Vehicle Engine N62B48B	Center Bearing Support	531023
	2007.09-2008.09	-	Closed Off-Road Vehicle Engine N62B48B	Joint,Propeller Shaft	510596
xDrive 35 i (225 kW)	2010.09-	-	Closed Off-Road Vehicle Engine N55B30A	Center Bearing Support	531023
xDrive 40 D (225 kW)	2010.09-	-	Closed Off-Road Vehicle Engine N57SD30B	Center Bearing Support	531023
X5 (F15, F85)					
sDrive 25 D (155 kW)	2013.11-	-	Closed Off-Road Vehicle Engine N47 D20 D	Center Bearing Support	531016
sDrive 25 D (160 kW)	2013.11-	-	Closed Off-Road Vehicle Engine N47 D20 D	Center Bearing Support	531016
X6 (E71, E72)					
30 D (173 kW)	2008.05-	-	Closed Off-Road Vehicle Engine M57N2306D3	Joint,Propeller Shaft	510596
35 D (210 kW)	2008.05-	-	Closed Off-Road Vehicle Engine M57D30(306D5)	Joint,Propeller Shaft	510596
35 i (225 kW)	2008.05-	-	Closed Off-Road Vehicle Engine N54B30A	Center Bearing Support	531023
	2008.05-	-	Closed Off-Road Vehicle Engine N54B30A	Joint,Propeller Shaft	510596
50 i (300 kW)	2008.05-	-	Closed Off-Road Vehicle Engine N63B44A	Center Bearing Support	531023
xDrive 30 D (180 kW)	2010.09-	-	Closed Off-Road Vehicle Engine M57ND30(306D3)/N57D30A	Center Bearing Support	531023
xDrive 35 i (225 kW)	2008.09-	-	Closed Off-Road Vehicle Engine N54B30A/N55B30A	Center Bearing Support	531023
xDrive 50 i (300 kW)	2008.09-	-	Closed Off-Road Vehicle Engine N63B44A	Center Bearing Support	531023
	2008.09-	-	Closed Off-Road Vehicle Engine N63B44A	Joint,Propeller Shaft	510596
Z1					
2.5(125kW)	1988.06-1991.06	Front	Convertible Engine M20B25	Joint,Propeller Shaft	510641
Z3 (E36)					
1.8 (85 kW)	1995.10-1998.10	-	Convertible Engine M43B18	Center Bearing Support	510659
	1995.10-1998.10	-	Convertible Engine M43B18	Joint,Propeller Shaft	510596
	1995.10-1998.10	Front	Convertible Engine M43B18	Joint,Propeller Shaft	510597
1.9 (103 kW)	1995.10-1999.03	-	Convertible Engine M44B19/M44B19(194S1)	Center Bearing Support	510659
	1995.10-1999.03	-	Convertible Engine M44B19/M44B19(194S1)	Joint,Propeller Shaft	510596
	1995.10-1999.03	Front	Convertible Engine M44B19/M44B19(194S1)	Joint,Propeller Shaft	510597
	1995.10-1999.03	Front	Convertible Engine M44B19/M44B19(194S1)	Joint,Propeller Shaft	510641
1.9 (85 kW)	1999.01-2003.01	-	Convertible Engine M43B19(194E1)	Center Bearing Support	510659
	1999.01-2003.01	-	Convertible Engine M43B19(194E1)	Joint,Propeller Shaft	510596
	1999.01-2003.01	Front	Convertible Engine M43B19(194E1)	Joint,Propeller Shaft	510597
1.9 (87 kW)	1998.07-2003.01	-	Convertible Engine M43B19(194E1)	Center Bearing Support	510659
	1998.07-2003.01	-	Convertible Engine M43B19(194E1)	Joint,Propeller Shaft	510596
	1998.07-2003.01	Front	Convertible Engine M43B19(194E1)	Joint,Propeller Shaft	510597
2.0 (110 kW)	1999.04-2003.01	-	Convertible Engine M52B(206S4)/M52B20	Center Bearing Support	510659
	1999.04-2003.01	-	Convertible Engine M52B(206S4)/M52B20	Joint,Propeller Shaft	510596



	 YEAR	FITTING POSITION	REMARKS	PRODUCT	GSP Ref.
BMW					
Z3 (E36)					
2.0 (110 kW)	1999.04-2003.01	Front	Convertible Engine M52B(206S4)/M52B20	Joint,Propeller Shaft	510597
2.2 (125 kW)	2000.08-2003.01	-	Convertible Engine M54B22(226S1)	Center Bearing Support	510659
	2000.08-2003.01	-	Convertible Engine M54B22(226S1)	Joint,Propeller Shaft	510596
	2000.08-2003.01	Front	Convertible Engine M54B22(226S1)	Joint,Propeller Shaft	510597
2.8 (141 kW)	1997.04-2000.06	-	Convertible Engine M52B28/M52B28TU	Center Bearing Support	510659
	1997.04-2000.06	-	Convertible Engine M52B28/M52B28TU	Joint,Propeller Shaft	510596
	1997.04-2000.06	Front	Convertible Engine M52B28/M52B28TU	Joint,Propeller Shaft	510597
	1997.07-2000.06	-	Coupe Engine M52B28/M52B28(286S1)	Center Bearing Support	510659
	1997.07-2000.06	-	Coupe Engine M52B28/M52B28(286S1)	Joint,Propeller Shaft	510596
	1997.07-2000.06	Front	Coupe Engine M52B28/M52B28(286S1)	Joint,Propeller Shaft	510597
3.0 (170 kW)	2000.06-2003.01	-	Convertible Engine M54B30(306S3)	Center Bearing Support	510659
	2000.06-2003.01	-	Convertible Engine M54B30(306S3)	Joint,Propeller Shaft	510596
	2000.06-2003.06	-	Coupe Engine M54B30(306S3)	Center Bearing Support	510659
	2000.06-2003.06	-	Coupe Engine M54B30(306S3)	Joint,Propeller Shaft	510596
M 3.2 (236 kW)	1997.03-2001.06	-	Convertible Engine S50B32	Joint,Propeller Shaft	510596
	1998.02-2001.06	-	Coupe Engine S50B32	Joint,Propeller Shaft	510596
M 3.2 (239 kW)	2001.06-2003.01	-	Convertible Engine S54B32(326S4)/S54B32	Joint,Propeller Shaft	510596
	2001.06-2003.06	-	Coupe Engine S54326S4/S54B32	Joint,Propeller Shaft	510596
Z4 (E85)					
2.0 i (110 kW)	2005.04-2007.08	-	Convertible Engine N46B20A/N46B20B	Center Bearing Support	512301
	2005.04-2007.08	-	Convertible Engine N46B20A/N46B20B	Joint,Propeller Shaft	510596
	2005.04-2007.08	Front	Convertible Engine N46B20A/N46B20B	Joint,Propeller Shaft	510641
2.2 i (125 kW)	2003.08-2005.12	-	Convertible Engine M54B22(226S1)	Center Bearing Support	512301
	2003.08-2005.12	-	Convertible Engine M54B22(226S1)	Joint,Propeller Shaft	510596
	2003.08-2005.12	Front	Convertible Engine M54B22(226S1)	Joint,Propeller Shaft	510597
2.5 i (130 kW)	2006.01-2007.08	-	Convertible Engine N52B25A	Center Bearing Support	512301
	2006.01-2007.08	-	Convertible Engine N52B25A	Joint,Propeller Shaft	510596
2.5 i (141 kW)	2003.02-	-	Convertible Engine M54B25(256S5)	Center Bearing Support	512301
	2003.02-	-	Convertible Engine M54B25(256S5)	Joint,Propeller Shaft	510596
	2003.02-	Front	Convertible Engine M54B25(256S5)	Joint,Propeller Shaft	510597
	2003.02-	Front	Convertible Engine M54B25(256S5)	Joint,Propeller Shaft	510662
2.5 Si (160 kW)	2006.01-2007.08	-	Convertible Engine N52B25A	Center Bearing Support	512301
	2006.01-2007.08	-	Convertible Engine N52B25A	Joint,Propeller Shaft	510596
3.0 i (170 kW)	2003.02-	-	Convertible Engine M54B30(306S3)	Center Bearing Support	512301
	2003.02-	-	Convertible Engine M54B30(306S3)	Joint,Propeller Shaft	510596
3.0 Si (195 kW)	2006.01-2007.08	-	Convertible Engine N52B30A	Center Bearing Support	512301
	2006.01-2007.08	-	Convertible Engine N52B30A	Joint,Propeller Shaft	510596
Z4 (E86)					
3.0 Si (195 kW)	2006.03-2007.08	-	Coupe Engine N52B30A	Center Bearing Support	512301
	2006.03-2007.08	-	Coupe Engine N52B30A	Joint,Propeller Shaft	510596
Z4 (E89)					
sDrive 20 i (135 kW)	2011.09-	-	Convertible Engine N20B20A	Joint,Propeller Shaft	510596
sDrive 23 i (150 kW)	2009.01-	-	Convertible Engine N52B25A	Joint,Propeller Shaft	510596
sDrive 28 i (180 kW)	2011.09-	-	Convertible Engine N20B20A	Joint,Propeller Shaft	510596
sDrive 30 i (190 kW)	2009.01-	-	Convertible Engine N52B30A	Joint,Propeller Shaft	510596
sDrive 35 i (225 kW)	2009.01-	-	Convertible Engine N54B30A	Joint,Propeller Shaft	517955
sDrive 35 iS (250 kW)	2010.09-	-	Convertible Engine N54B30A	Joint,Propeller Shaft	517955
Z8 (E52)					
4.9 (294 kW)	2000.06-2003.06	Front	Convertible Engine S38B49/S62B50	Joint,Propeller Shaft	510663
CHECKER					
MARATHON					
-	1968-1982	-	-	Center Bearing Support	518870
CHEVROLET					
ASTRO					
-	1985-1993	-	-	Center Bearing Support	518870



	 YEAR	FITTING POSITION	REMARKS	PRODUCT	GSP Ref.
CHEVROLET					
B7					
-	1993-1996	-	-	Center Bearing Support	518869
BEL AIR					
-	1958-1964	-	-	Center Bearing Support	518867
BISCAYNE					
-	1958-1964	-	-	Center Bearing Support	518867
BLAZER					
-	1969-1974	-	-	Center Bearing Support	518868
-	1969-1974	-	-	Center Bearing Support	518870
-	1970-1972	-	-	Center Bearing Support	518867
-	1987-2003	-	-	Center Bearing Support	518870
BROOKWOOD					
-	1958-1961	-	-	Center Bearing Support	518867
C10					
-	1975-1986	-	-	Center Bearing Support	518868
-	1975-1986	-	-	Center Bearing Support	518869
-	1975-1986	-	-	Center Bearing Support	518870
C10 PANEL					
-	1960-1967	-	-	Center Bearing Support	518868
-	1960-1967	-	-	Center Bearing Support	518869
-	1961-1967	-	-	Center Bearing Support	518867
C10 PICKUP					
-	1960-1974	-	-	Center Bearing Support	518868
-	1960-1974	-	-	Center Bearing Support	518869
-	1961-1974	-	-	Center Bearing Support	518867
-	1961-1974	-	-	Center Bearing Support	518870
C10 SUBURBAN					
-	1960-1974	-	-	Center Bearing Support	518867
-	1960-1986	-	-	Center Bearing Support	518868
-	1960-1986	-	-	Center Bearing Support	518869
-	1968-1986	-	-	Center Bearing Support	518870
C1500					
-	1900-1999	-	-	Center Bearing Support	518868
-	1988-1999	-	-	Center Bearing Support	518869
-	1988-1999	-	-	Center Bearing Support	518870
-	1990-1999	-	-	Center Bearing Support	518867
C1500 SUBURBAN					
-	1992-1999	-	-	Center Bearing Support	518867
-	1992-1999	-	-	Center Bearing Support	518868
-	1992-1999	-	-	Center Bearing Support	518869
-	1992-1999	-	-	Center Bearing Support	518870
C20					
-	1975-1986	-	-	Center Bearing Support	518868
-	1975-1986	-	-	Center Bearing Support	518869
-	1975-1986	-	-	Center Bearing Support	518870
C20 PANEL					
-	1967-	-	-	Center Bearing Support	518867
-	1967-	-	-	Center Bearing Support	518868
-	1967-	-	-	Center Bearing Support	518869
C20 PICKUP					
-	1960-1974	-	-	Center Bearing Support	518868
-	1960-1974	-	-	Center Bearing Support	518869
-	1961-1974	-	-	Center Bearing Support	518867
-	1961-1974	-	-	Center Bearing Support	518870
C20 SUBURBAN					
-	1960-1986	-	-	Center Bearing Support	518868
-	1960-1986	-	-	Center Bearing Support	518869
-	1961-1974	-	-	Center Bearing Support	518867



	 YEAR	FITTING POSITION	REMARKS	PRODUCT	GSP Ref.
CHEVROLET					
C20 SUBURBAN					
-	1968-1986	-	-	Center Bearing Support	518870
C2500					
-	1988-2000	-	-	Center Bearing Support	518869
-	1988-2000	-	-	Center Bearing Support	518870
-	1990-2000	-	-	Center Bearing Support	518867
-	1990-2000	-	-	Center Bearing Support	518868
C2500 SUBURBAN					
-	1992-1999	-	-	Center Bearing Support	518867
-	1992-1999	-	-	Center Bearing Support	518868
-	1992-1999	-	-	Center Bearing Support	518869
-	1992-1999	-	-	Center Bearing Support	518870
C30					
-	1975-1986	-	-	Center Bearing Support	518868
-	1975-1986	-	-	Center Bearing Support	518869
-	1975-1986	-	-	Center Bearing Support	518870
C30 PANEL					
-	1960-1966	-	-	Center Bearing Support	518869
-	1960-1966	-	-	Center Bearing Support	518868
-	1961-1966	-	-	Center Bearing Support	518867
C30 PICKUP					
-	1960-1974	-	-	Center Bearing Support	518868
-	1960-1974	-	-	Center Bearing Support	518869
-	1961-1974	-	-	Center Bearing Support	518867
-	1961-1974	-	-	Center Bearing Support	518870
C3500					
-	1988-2000	-	-	Center Bearing Support	518868
-	1988-2000	-	-	Center Bearing Support	518869
-	1988-2000	-	-	Center Bearing Support	518870
-	1990-2000	-	-	Center Bearing Support	518867
C3500HD					
-	1991-2001	-	-	Center Bearing Support	518869
C40					
-	1960-1964	-	-	Center Bearing Support	518867
-	1960-1964	-	-	Center Bearing Support	518868
-	1960-1964	-	-	Center Bearing Support	518869
C50					
-	1980-	-	-	Center Bearing Support Kit	518385S
-	1980-1990	-	-	Center Bearing Support	518867
-	1980-1990	-	-	Center Bearing Support	518868
-	1980-1990	-	-	Center Bearing Support	518869
C5500 KODIAK					
-	1990-1991	-	-	Center Bearing Support	518292
C60					
-	1980-	-	-	Center Bearing Support Kit	518385S
-	1980-1990	-	-	Center Bearing Support	518292
-	1980-1990	-	-	Center Bearing Support	518867
-	1980-1990	-	-	Center Bearing Support	518868
-	1980-1990	-	-	Center Bearing Support	518869
C60 KODIAK					
-	1990-1996	-	-	Center Bearing Support	518292
-	1990-1996	-	-	Center Bearing Support	518869
C6500 KODIAK					
-	1997-	-	-	Center Bearing Support	518292
C70					
-	1980-	-	-	Center Bearing Support Kit	518385S
-	1980-1990	-	-	Center Bearing Support	518867
-	1980-1990	-	-	Center Bearing Support	518868



	 YEAR	FITTING POSITION	REMARKS	PRODUCT	GSP Ref.
CHEVROLET					
C70					
-	1980-1990	-	-	Center Bearing Support	518869
C70 KODIAK					
-	1990-1996	-	-	Center Bearing Support	518292
-	1990-1996	-	-	Center Bearing Support	518869
C7500 KODIAK					
-	1997-	-	-	Center Bearing Support	518292
CAPRICE					
-	1966-1982	-	-	Center Bearing Support	518867
CAPTIVA (C100)					
-	2007-	-	-	Center Bearing Support	514802
DEL RAY					
-	1958-	-	-	Center Bearing Support	518867
EL CAMINO					
-	1959-1960	-	-	Center Bearing Support	518867
-	1964-	-	-	Center Bearing Support	518867
EXPRESS 1500					
-	1996-2003	-	-	Center Bearing Support	518870
EXPRESS 2500					
-	1996-2003	-	-	Center Bearing Support	518870
EXPRESS 3500					
-	1996-2003	-	-	Center Bearing Support	518870
G10					
-	1975-1995	-	-	Center Bearing Support	518868
-	1975-1995	-	-	Center Bearing Support	518870
G10 VAN					
-	1964-1974	-	-	Center Bearing Support	518868
-	1964-1974	-	-	Center Bearing Support	518870
-	1970-1972	-	-	Center Bearing Support	518867
G20					
-	1975-1995	-	-	Center Bearing Support	518868
-	1975-1995	-	-	Center Bearing Support	518870
G20 VAN					
-	1965-	-	-	Center Bearing Support	518868
-	1967-1974	-	-	Center Bearing Support	518868
-	1967-1974	-	-	Center Bearing Support	518870
-	1970-1972	-	-	Center Bearing Support	518867
G30					
-	1975-1996	-	-	Center Bearing Support	518868
-	1975-1996	-	-	Center Bearing Support	518870
G30 VAN					
-	1970-1972	-	-	Center Bearing Support	518867
-	1970-1974	-	-	Center Bearing Support	518868
-	1971-1974	-	-	Center Bearing Support	518870
IMPALA					
-	1958-1964	-	-	Center Bearing Support	518867
-	1966-1982	-	-	Center Bearing Support	518867
K10					
-	1975-1986	-	-	Center Bearing Support	518868
-	1975-1986	-	-	Center Bearing Support	518870
K10 PICKUP					
-	1960-1974	-	-	Center Bearing Support	518868
-	1961-1974	-	-	Center Bearing Support	518870
-	1970-1972	-	-	Center Bearing Support	518867
K10 SUBURBAN					
-	1960-1986	-	-	Center Bearing Support	518868
-	1968-1986	-	-	Center Bearing Support	518870
-	1970-1972	-	-	Center Bearing Support	518867



	 YEAR	FITTING POSITION	REMARKS	PRODUCT	GSP Ref.
CHEVROLET					
K1500					
-	1988-1999	-	-	Center Bearing Support	518868
-	1988-1999	-	-	Center Bearing Support	518870
K1500 SUBURBAN					
-	1992-1999	-	-	Center Bearing Support	518868
-	1992-1999	-	-	Center Bearing Support	518870
K20					
-	1975-1986	-	-	Center Bearing Support	518868
-	1975-1986	-	-	Center Bearing Support	518870
K20 PANEL					
-	1967-	-	-	Center Bearing Support	518868
K20 PICKUP					
-	1960-1974	-	-	Center Bearing Support	518868
-	1961-1974	-	-	Center Bearing Support	518870
-	1970-1972	-	-	Center Bearing Support	518867
K20 SUBURBAN					
-	1960-1986	-	-	Center Bearing Support	518868
-	1968-1986	-	-	Center Bearing Support	518870
-	1970-1972	-	-	Center Bearing Support	518867
K2500					
-	1988-2000	-	-	Center Bearing Support	518868
-	1988-2000	-	-	Center Bearing Support	518870
K2500 SUBURBAN					
-	1992-1999	-	-	Center Bearing Support	518868
-	1992-1999	-	-	Center Bearing Support	518870
K30					
-	1977-1986	-	-	Center Bearing Support	518868
-	1977-1986	-	-	Center Bearing Support	518870
K30 PICKUP					
-	1968-1974	-	-	Center Bearing Support	518868
-	1968-1974	-	-	Center Bearing Support	518870
-	1970-1972	-	-	Center Bearing Support	518867
K3500					
-	1988-2000	-	-	Center Bearing Support	518868
-	1988-2000	-	-	Center Bearing Support	518870
K5 BLAZER					
-	1975-1986	-	-	Center Bearing Support	518870
KINGSWOOD					
-	1969-1972	-	-	Center Bearing Support	518867
LUMINA APV					
-	1990-1993	-	-	Center Bearing Support	518870
P10					
-	1975-1980	-	-	Center Bearing Support	518870
P10 SERIES					
-	1960-1967	-	-	Center Bearing Support	518867
-	1962-	-	-	Center Bearing Support	518870
P10 VAN					
-	1968-1972	-	-	Center Bearing Support	518867
-	1970-1974	-	-	Center Bearing Support	518870
P20					
-	1975-1989	-	-	Center Bearing Support	518870
P20 SERIES					
-	1960-1967	-	-	Center Bearing Support	518867
-	1961-1962	-	-	Center Bearing Support	518870
P20 VAN					
-	1968-1977	-	-	Center Bearing Support	518867
-	1970-1974	-	-	Center Bearing Support	518870
P30					


	 YEAR	FITTING POSITION	REMARKS	PRODUCT	GSP Ref.
CHEVROLET					
P30					
-	1975-1999	-	-	Center Bearing Support	518870
-	1979-	-	-	Center Bearing Support	518868
-	1996-	-	-	Center Bearing Support	518869
P30 SERIES					
-	1960-1967	-	-	Center Bearing Support	518867
-	1961-1962	-	-	Center Bearing Support	518870
P30 VAN					
-	1968-1972	-	-	Center Bearing Support	518867
-	1970-1974	-	-	Center Bearing Support	518870
R10					
-	1987-	-	-	Center Bearing Support	518868
-	1987-	-	-	Center Bearing Support	518870
R10 SUBURBAN					
-	1987-1988	-	-	Center Bearing Support	518868
-	1987-1988	-	-	Center Bearing Support	518870
R1500 SUBURBAN					
-	1989-1991	-	-	Center Bearing Support	518868
-	1989-1991	-	-	Center Bearing Support	518870
R20					
-	1987-1988	-	-	Center Bearing Support	518868
-	1987-1988	-	-	Center Bearing Support	518870
R20 SUBURBAN					
-	1987-1988	-	-	Center Bearing Support	518868
-	1987-1988	-	-	Center Bearing Support	518870
R2500					
-	1989-	-	-	Center Bearing Support	518868
-	1989-	-	-	Center Bearing Support	518870
R2500 SUBURBAN					
-	1989-1991	-	-	Center Bearing Support	518868
-	1989-1991	-	-	Center Bearing Support	518870
R30					
-	1987-1988	-	-	Center Bearing Support	518868
-	1987-1988	-	-	Center Bearing Support	518870
R3500					
-	1989-1991	-	-	Center Bearing Support	518868
-	1989-1991	-	-	Center Bearing Support	518870
S10					
-	1982-2003	-	-	Center Bearing Support	518870
S10 BLAZER					
-	1983-1994	-	-	Center Bearing Support	518870
SILVERADO 1500					
-	1999-2003	-	-	Center Bearing Support	518870
SILVERADO 1500 HD					
-	2001-2003	-	-	Center Bearing Support	518870
SILVERADO 2500					
-	1999-2003	-	-	Center Bearing Support	518870
SILVERADO 2500 HD					
-	2001-2003	-	-	Center Bearing Support	518870
SUBURBAN 2500					
-	2000-2003	-	-	Center Bearing Support	518870
T6500					
-	1997-	-	-	Center Bearing Support	518292
T7500					
-	1997-	-	-	Center Bearing Support	518292
TOWNSMAN					
-	1969-1972	-	-	Center Bearing Support	518867
TRUCK					


	 YEAR	FITTING POSITION	REMARKS	PRODUCT	GSP Ref.
CHEVROLET					
TRUCK					
-	1958-	-	-	Center Bearing Support	518867
-	1960-	-	-	Center Bearing Support	518867
V10					
-	1987-	-	-	Center Bearing Support	518870
V10 SUBURBAN					
-	1987-1988	-	-	Center Bearing Support	518870
V1500 SUBURBAN					
-	1989-1991	-	-	Center Bearing Support	518870
V20					
-	1987-	-	-	Center Bearing Support	518870
V20 SUBURBAN					
-	1987-1988	-	-	Center Bearing Support	518870
V2500 SUBURBAN					
-	1989-1991	-	-	Center Bearing Support	518870
V30					
-	1987-1988	-	-	Center Bearing Support	518870
V3500					
-	1989-1991	-	-	Center Bearing Support	518868
-	1989-1991	-	-	Center Bearing Support	518870
CHRYSLER					
STRATUS (JX)					
2.0 LE (96 kW)	1996.06-2001.04	-	Convertible Engine 420X	Center Bearing Support Kit	531058S
CITROEN					
BERLINGO (M_)					
1.1 i (44 kW)	1996.07-	-	Box Engine HDZ(TU1M)/HFX(TU1JP)	Center Bearing Support Kit	531058S
1.4 i (55 kW)	1996.07-	-	Box Engine KFW(TU3JP)/KFX(TU3JP)	Center Bearing Support Kit	531058S
1.9 D (51 kW)	1996.07-	-	Box Engine DJY(XUD9A)	Center Bearing Support Kit	531058S
BX (XB-_)					
1.1(40kW)	1988.10-1992.06	-	Hatchback Engine HDZ(TU1M)	Joint,Propeller Shaft	510709
1.4 (55kW)	1989.01-1993.02	-	Hatchback Engine KDY(TU3M)/KDZ(TU3M/Z)	Joint,Propeller Shaft	510709
1.4(47kW)	1989.01-1989.12	-	Hatchback Engine K1H(TU3A)	Joint,Propeller Shaft	510709
1.4E(53kW)	1983.04-1993.02	-	Hatchback Engine 150C	Joint,Propeller Shaft	510709
1.6 (55kW)	1988.09-1993.02	-	Hatchback Engine BAY(XU5CP)/BAZ(XU5CP)	Joint,Propeller Shaft	510709
1.6 (66kW)	1982.10-1988.06	-	Hatchback Engine 171A/171B/171C	Joint,Propeller Shaft	510709
1.6 (68kW)	1982.10-1992.12	-	Hatchback Engine XU52C	Joint,Propeller Shaft	510709
1.6(53kW)	1987.01-1993.02	-	Hatchback Engine B1E(XU51C)	Joint,Propeller Shaft	510709
1.6(64kW)	1985.07-1993.02	-	Hatchback Engine 171D	Joint,Propeller Shaft	510709
1.6(76kW)	1986.03-1993.02	-	Hatchback Engine 180Z	Joint,Propeller Shaft	510709
1.6E(65kW)	1989.05-1993.02	-	Hatchback Engine BDY(XU5M)/BDZ(XU5M)	Joint,Propeller Shaft	510709
1.8D(44kW)	1985.10-1993.09	-	Hatchback Engine 161(XUD7)	Joint,Propeller Shaft	510709
1.9 (77kW)	1986.07-1989.05	-	Hatchback Engine D2A(XU92C)	Joint,Propeller Shaft	510709
1.9 D (47kW)	1983.09-1993.09	-	Hatchback Engine 162(XUD9)/DJZ(XUD9Y)/D9A(XUD9)	Joint,Propeller Shaft	510709
1.9 D (51kW)	1987.03-1993.02	-	Hatchback Engine D9B(XUD9A/U)	Joint,Propeller Shaft	510709
1.9(70kW)	1986.09-1989.11	-	Hatchback Engine D2C(XU92C)	Joint,Propeller Shaft	510709
1.9(75kW)	1986.07-1989.05	-	Hatchback Engine 159A	Joint,Propeller Shaft	510709
1.9E(80kW)	1988.06-1993.02	-	Hatchback Engine DDZ(XU9M)	Joint,Propeller Shaft	510709
BX BREAK (XB-_)					
1.4 (55kW)	1989.01-1993.02	-	Estate Engine KDY(TU3M)	Joint,Propeller Shaft	510709
1.4(47kW)	1989.01-1989.12	-	Estate Engine K1H(TU3A)	Joint,Propeller Shaft	510709
1.6 (65kW)	1989.05-1994.12	-	Estate Engine BDY(XU5M)/BDZ(XU5M)	Joint,Propeller Shaft	510709
1.6 (66kW)	1985.06-1988.06	-	Estate Engine 171A/171B/171C	Joint,Propeller Shaft	510709
1.6(53kW)	1988.09-1994.12	-	Estate Engine B1E(XU51C)	Joint,Propeller Shaft	510709
1.6(64kW)	1985.07-1994.12	-	Estate Engine 171D	Joint,Propeller Shaft	510709
1.6(76kW)	1986.03-1994.12	-	Estate Engine 180Z	Joint,Propeller Shaft	510709
1.8D(44kW)	1985.10-1993.09	-	Estate Engine 161A(XUD7)	Joint,Propeller Shaft	510709



 YEAR	 YEAR	FITTING POSITION	REMARKS	PRODUCT	GSP Ref.
CITROEN					
BX BREAK (XB-_)					
1.9 D (47kW)	1983.09-1994.11	-	Estate Engine D9A(XUD9)/DJZ(XUD9Y)/162(XUD9)	Joint,Propeller Shaft	510709
1.9 D (51kW)	1987.03-1994.12	-	Estate Engine D9B(XUD9A/U)	Joint,Propeller Shaft	510709
1.9(70kW)	1987.12-1989.12	-	Estate Engine D2C(XU92C)	Joint,Propeller Shaft	510709
1.9(75kW)	1986.07-1994.12	-	Estate Engine D2A(XU92C)	Joint,Propeller Shaft	510709
1.9(80kW)	1988.06-1994.12	-	Estate Engine DDZ(XU9M)	Joint,Propeller Shaft	510709
1.9(88kW)	1988.06-1994.12	-	Estate Engine DKZ(XU9JA)	Joint,Propeller Shaft	510709
C15 (VD-_)					
1.8 D (44 kW)	1986.07-2000.12	-	Box Engine 161A(XUD7)	Joint,Propeller Shaft	510709
C4 I (LC_)					
1.4 16V (65 kW)	2004.11-	-	Hatchback Engine KFU(ET3J4)	Center Bearing Support Kit	531058S
C-CROSSER					
-	2007-	Rear	-	Center Bearing Support Kit	514800S
LNA					
0.6(25kW)	1982.07-1985.04	-	Hatchback Engine V06644	Joint,Propeller Shaft	510709
0.6(26kW)	1978.11-1986.07	-	Hatchback Engine V06630/V06644	Joint,Propeller Shaft	510709
1.0(33kW)	1984.07-1986.10	-	Hatchback Engine 108C	Joint,Propeller Shaft	510709
1.1(37kW)	1982.07-1985.04	-	Hatchback Engine 109/5E	Joint,Propeller Shaft	510709
SAXO (S0, S1)					
1.5 D (42 kW)	1996.09-2001.06	-	Hatchback Engine VJZ(TUD5)	Center Bearing Support Kit	531058S
VISA					
0.6(25kW)	1978.09-1988.06	-	Hatchback Engine V06630/V06644	Joint,Propeller Shaft	510709
1.4GT(58kW)	1982.03-1991.03	-	Hatchback Engine 150B(XY8)	Joint,Propeller Shaft	510709
VISA II					
1.2SuperX(47kW)	1980.07-1982.06	-	Hatchback Engine 129/5	Joint,Propeller Shaft	510709
XANTIA (X1)					
2.1 Turbo D 12V (80 kW)	1996.06-1998.01	-	Estate Engine P8C(XUD11BTE)	Center Bearing Support Kit	531058S
XANTIA (X2)					
1.6 i SX (65 kW)	1998.01-2001.03	-	Hatchback Engine BFZ(XU5JP)	Center Bearing Support Kit	531058S
XM (Y4)					
2.1 D12 VSX (60 kW)	1996.03-1996.08	-	Hatchback Engine P9A (XUD11A)	Center Bearing Support Kit	531058S
XSARA (N1)					
1.8 VTS (85 kW)	2000.03-2000.10	-	Hatchback Engine 6FZ(EW7J4)	Center Bearing Support Kit	531058S
DAIHATSU					
TERIOS (J2_)					
1.5 (77 kW)	2005.11-	-	Closed Off-Road Vehicle Engine 3SZ-VE	Center Bearing Support Kit	531058S
TERIOS F700					
-	2006-	-	-	Center Bearing Support	519034
TERIOS F710					
-	2006-	-	-	Center Bearing Support	519034
DODGE					
A100 TRUCK					
-	1964-1966	-	-	Center Bearing Support	518869
-	1964-1966	-	-	Center Bearing Support	518870
-	1970-	-	-	Center Bearing Support	518870
A108 VAN					
-	1967-1970	-	-	Center Bearing Support	518870
B100					
-	1975-1980	-	-	Center Bearing Support	518868
-	1975-1980	-	-	Center Bearing Support	518870
B100 VAN					
-	1971-1974	-	-	Center Bearing Support	518870
B150					
-	1981-1994	-	-	Center Bearing Support	518870
B200					
-	1975-1979	-	-	Center Bearing Support	518868


	 YEAR	FITTING POSITION	REMARKS	PRODUCT	GSP Ref.
DODGE					
B200					
-	1975-1980	-	-	Center Bearing Support	518870
B200 VAN					
-	1971-1974	-	-	Center Bearing Support	518868
-	1971-1974	-	-	Center Bearing Support	518870
B250					
-	1981-1994	-	-	Center Bearing Support	518870
B300					
-	1975-1979	-	-	Center Bearing Support	518868
-	1975-1980	-	-	Center Bearing Support	518870
B300 VAN					
-	1971-1974	-	-	Center Bearing Support	518868
-	1971-1974	-	-	Center Bearing Support	518870
B350					
-	1981-1994	-	-	Center Bearing Support	518870
-	1983-	-	-	Center Bearing Support	518868
CARAVAN					
-	1984-2001	-	-	Center Bearing Support	518870
CB300					
-	1974-1980	-	-	Center Bearing Support	518870
D100					
-	1975-1979	-	-	Center Bearing Support	518868
-	1975-1979	-	-	Center Bearing Support	518870
-	1986-1989	-	-	Center Bearing Support	518868
-	1986-1989	-	-	Center Bearing Support	518870
D100 PICKUP					
-	1957-1959	-	-	Center Bearing Support	518868
-	1968-1974	-	-	Center Bearing Support	518868
-	1968-1974	-	-	Center Bearing Support	518870
D100 SERIES					
-	1960-1967	-	-	Center Bearing Support	518868
-	1960-1967	-	-	Center Bearing Support	518870
D150					
-	1977-1993	-	-	Center Bearing Support	518870
D200					
-	1975-1980	-	-	Center Bearing Support	518868
-	1975-1980	-	-	Center Bearing Support	518870
D200 PICKUP					
-	1957-1959	-	-	Center Bearing Support	518868
-	1968-1974	-	-	Center Bearing Support	518868
-	1968-1974	-	-	Center Bearing Support	518870
D200 SERIES					
-	1960-1967	-	-	Center Bearing Support	518868
-	1960-1967	-	-	Center Bearing Support	518870
D250					
-	1981-1993	-	-	Center Bearing Support	518870
D300					
-	1975-1980	-	-	Center Bearing Support	518868
-	1975-1980	-	-	Center Bearing Support	518870
D300 PICKUP					
-	1957-1959	-	-	Center Bearing Support	518868
-	1968-1974	-	-	Center Bearing Support	518868
-	1968-1974	-	-	Center Bearing Support	518870
D300 SERIES					
-	1960-1967	-	-	Center Bearing Support	518868
-	1960-1967	-	-	Center Bearing Support	518870
D350					
-	1981-1993	-	-	Center Bearing Support	518870



	 YEAR	FITTING POSITION	REMARKS	PRODUCT	GSP Ref.
DODGE					
D400					
-	1978-1981	-	-	Center Bearing Support	518868
D450					
-	1978-1981	-	-	Center Bearing Support	518868
D50					
-	1979-1982	-	-	Center Bearing Support	518868
D500					
-	1956-1961	-	-	Center Bearing Support	518868
D501					
-	1957-	-	-	Center Bearing Support	518868
DAKOTA					
-	1987-2001	-	-	Center Bearing Support	518870
DURANGO					
-	1998-2002	-	-	Center Bearing Support	518870
GRAND CARAVAN					
-	1988-2001	-	-	Center Bearing Support	518870
M300					
-	1974-	-	-	Center Bearing Support	518870
M350					
-	1974-	-	-	Center Bearing Support	518870
P200					
-	1968-1772	-	-	Center Bearing Support	518870
P300					
-	1968-1772	-	-	Center Bearing Support	518870
P375					
-	1968-	-	-	Center Bearing Support	518868
RAM 1500 TRUCK					
-	1994-2002	-	-	Center Bearing Support	518868
	1994-2002	-	-	Center Bearing Support	518870
RAM 1500 VAN					
-	1999-2002	-	-	Center Bearing Support	518868
	1999-2002	-	-	Center Bearing Support	518870
RAM 2500 TRUCK					
-	1994-2002	-	-	Center Bearing Support	518868
	1994-2002	-	-	Center Bearing Support	518870
RAM 2500 VAN					
-	1999-2002	-	-	Center Bearing Support	518868
	1999-2002	-	-	Center Bearing Support	518870
RAM 3500 TRUCK					
-	1994-2002	-	-	Center Bearing Support	518868
	1994-2002	-	-	Center Bearing Support	518870
RAM 3500 VAN					
-	1999-2002	-	-	Center Bearing Support	518868
	1999-2002	-	-	Center Bearing Support	518870
RAM 50					
-	1987-1993	-	-	Center Bearing Support	518870
L4-2.0L	1983-1989	CENTER	-	Center Bearing Support	513583
RAM 51					
L4-2.3L	1983-1985	CENTER	-	Center Bearing Support	513583
RAM 52					
L4-2.6L	1987-1989	CENTER	-	Center Bearing Support	513583
RAMCHARGER					
-	1974-1993	-	-	Center Bearing Support	518870
RD200					
-	1978-1980	-	-	Center Bearing Support	518870
W100					
-	1975-1977	-	-	Center Bearing Support	518868
	1975-1977	-	-	Center Bearing Support	518870


 YEAR	FITTING POSITION	REMARKS	PRODUCT	GSP Ref.	
DODGE					
W100					
-	1986-1989	-	-	Center Bearing Support	518868
-	1986-1989	-	-	Center Bearing Support	518870
W100 PICKUP					
-	1957-1959	-	-	Center Bearing Support	518868
-	1968-1974	-	-	Center Bearing Support	518868
-	1968-1974	-	-	Center Bearing Support	518870
W100 SERIES					
-	1960-1967	-	-	Center Bearing Support	518868
-	1960-1967	-	-	Center Bearing Support	518870
W150					
-	1977-1993	-	-	Center Bearing Support	518868
-	1977-1993	-	-	Center Bearing Support	518870
W200					
-	1975-1980	-	-	Center Bearing Support	518868
-	1975-1980	-	-	Center Bearing Support	518870
W200 PICKUP					
-	1957-1959	-	-	Center Bearing Support	518868
-	1968-1974	-	-	Center Bearing Support	518868
-	1969-1974	-	-	Center Bearing Support	518870
W200 SERIES					
-	1960-1967	-	-	Center Bearing Support	518868
-	1960-1967	-	-	Center Bearing Support	518870
W250					
-	1981-1993	-	-	Center Bearing Support	518868
-	1981-1993	-	-	Center Bearing Support	518870
W300					
-	1975-1980	-	-	Center Bearing Support	518868
-	1975-1980	-	-	Center Bearing Support	518870
W300 PICKUP					
-	1957-1959	-	-	Center Bearing Support	518868
-	1968-1974	-	-	Center Bearing Support	518868
-	1968-1974	-	-	Center Bearing Support	518870
W300 SERIES					
-	1960-1967	-	-	Center Bearing Support	518868
-	1960-1967	-	-	Center Bearing Support	518870
W350					
-	1981-1993	-	-	Center Bearing Support	518868
-	1981-1993	-	-	Center Bearing Support	518870
WM300 PICKUP					
-	1967-	-	-	Center Bearing Support	518870
WM300 POWER WAGON					
-	1960-1962	-	-	Center Bearing Support	518870
FIAT					
124					
1.6 (81 kW)	1970.04-1973.10	-	Coupe	Center Bearing Support Kit	531058S
124 SPIDER					
1.4 Sport (66 kW)	1966.01-1972.12	-	Convertible Engine 124AC.000	Center Bearing Support Kit	531058S
1.6 Sport (74 kW)	1969.11-1973.08	-	Convertible Engine 132AC.000	Center Bearing Support Kit	531058S
126					
0.6 (17 kW)	1972.09-1977.06	-	Special Design Engine 126A.000	Center Bearing Support Kit	531058S
650 (17 kW)	1977.07-1987.09	-	Special Design Engine 126A1.000/126A1.048	Center Bearing Support Kit	531058S
700 (19 kW)	1987.09-1996.06	-	Special Design Engine 126A2.000/126A2.048	Center Bearing Support Kit	531058S
127					
1.0 (37 kW)	1977.04-1986.12	-	Hatchback Engine 127A.000	Center Bearing Support Kit	531058S
1.0 Sport (51 kW)	1978.07-1982.02	-	Hatchback Engine 127A1.000	Center Bearing Support Kit	531058S
1.3 Sport (55 kW)	1981.12-1983.05	-	Hatchback Engine 127A3.000	Center Bearing Support Kit	531058S



	 YEAR	FITTING POSITION	REMARKS	PRODUCT	GSP Ref.
FIAT					
128					
1.1 (33 kW)	1975.02-1981.09	-	Saloon Engine 128A.048	Center Bearing Support Kit	531058S
500					
0.5 (13 kW)	1965.01-1975.12	-	Special Design Engine 110F.000/120.000	Center Bearing Support Kit	531058S
500 C					
0.9 (63 kW)	2009.09-	-	Convertible Engine 312A2.000	Center Bearing Support Kit	531058S
BRAVO II (198)					
1.9 D Multijet (85 kW)	2006.11-	-	Hatchback Engine 192 A1.000/192 B4.000	Center Bearing Support Kit	531058S
MAREA (185)					
1.4 12V (59 kW)	1996.09-2002.05	-	Saloon Engine 182A3.000	Center Bearing Support Kit	531058S
MAREA WEEKEND (185)					
1.9 TD (55 kW)	1996.09-2002.05	-	Estate Engine 182A8.000	Center Bearing Support Kit	531058S
PALIO (178BX)					
1.1 (40 kW)	1997.07-2003.10	-	Hatchback Engine 178 B9.033	Center Bearing Support Kit	531058S
1.2 (44 kW)	1997.07-2002.08	-	Hatchback Engine 178B7.045/178C4.066/188A4.000	Center Bearing Support Kit	531058S
1.5 (62 kW)	2004.06-	-	Hatchback Engine 178E5.022	Center Bearing Support Kit	531058S
PALIO WEEKEND (178DX)					
1.5 (62 kW)	2002.02-	-	Estate Engine 178E5.022	Center Bearing Support Kit	531058S
1.9 JTD (59 kW)	2001.09-	-	Estate Engine 188A2.000	Center Bearing Support Kit	531058S
PANDA (141A_)					
1.0 4x4 (32 kW)	1986.01-1989.07	-	Hatchback Engine 156A2.100/156A3.100	Center Bearing Support	518107
	1986.01-1989.07	-	Hatchback Engine 156A2.100/156A3.100	Center Bearing Support Kit	531058S
1.0 4x4 (33 kW)	1986.05-1994.12	-	Hatchback Engine 141C2.000/156A2.246	Center Bearing Support	518107
	1986.05-1994.12	-	Hatchback Engine 141C2.000/156A2.246	Center Bearing Support Kit	531058S
1.0 4x4 (37 kW)	1986.01-1992.12	-	Hatchback Engine 156A3.000	Center Bearing Support	518107
	1986.01-1992.12	-	Hatchback Engine 156A3.000	Center Bearing Support Kit	531058S
1.0 i.e. CAT (33 kW)	1987.10-1998.08	-	Hatchback Engine 141C2.000/156A2.246	Center Bearing Support Kit	531058S
1.1 4x4 (40 kW)	1995.02-2004.07	-	Hatchback Engine 176B2.000	Center Bearing Support	518107
1.1 Trekking 4x4 (37 kW)	1991.10-2004.07	-	Hatchback Engine 156C.046	Center Bearing Support	518107
	1991.10-2004.07	-	Hatchback Engine 156C.046	Center Bearing Support Kit	531058S
800 (25 kW)	1981.02-1985.12	-	Hatchback Engine 100GL6.000	Center Bearing Support Kit	531058S
900 (33 kW)	1980.10-1994.06	-	Hatchback Engine 100GL3.000/146A.000	Center Bearing Support Kit	531058S
950 4x4 (35 kW)	1983.09-1986.12	-	Hatchback Engine A112B1.054	Center Bearing Support	518107
	1983.09-1986.12	-	Hatchback Engine A112B1.054	Center Bearing Support Kit	531058S
PANDA (169)					
1.2 4x4 (44 kW)	2005.01-	-	Hatchback Engine 188A4.000	Center Bearing Support	518108
1.3 D Multijet 4x4 (51 kW)	2004.10-	-	Hatchback Engine 188A9.000/188A8.000	Center Bearing Support	518108
PUNTO EVO (199)					
1.3 D Multijet (51 kW)	2008.07-2012.02	-	Hatchback Engine 199B2.000	Center Bearing Support Kit	531058S
1.4 (55 kW)	2009.07-2012.02	-	Hatchback Engine 199A7.000	Center Bearing Support Kit	531058S
PUNTOGRANDE PUNTO (199)					
1.3 D Multijet (51 kW)	2008.07-	-	Hatchback Engine 199B2.000	Center Bearing Support Kit	531058S
1.4 (55 kW)	2006.06-	-	Hatchback Engine 199A7.000	Center Bearing Support Kit	531058S
SCUDO (270_)					
2.0 D Multijet (120 kW)	2010.07-	-	Box Engine RHH	Center Bearing Support Kit	531058S
SEDICI					
1.6 16V 4x4 (88 kW)	2006.06-	-	Closed Off-Road Vehicle Engine M16A	Center Bearing Support Kit	531058S
2.0 D Multijet 4x4 (99 kW)	2006.06-	-	Closed Off-Road Vehicle Engine D20AA	Center Bearing Support Kit	531058S
STRADA (138A)					
1.3 (48 kW)	1978.01-1982.09	-	Hatchback Engine 138A1.000	Center Bearing Support Kit	531058S
1.5 (63 kW)	1981.01-1987.05	-	Hatchback Engine 138A4.000	Center Bearing Support Kit	531058S
1.6 Sport (77 kW)	1981.05-1982.12	-	Hatchback Engine 138AR.000	Center Bearing Support Kit	531058S
STRADA II (138A)					
1.1 (40 kW)	1982.10-1987.12	-	Hatchback Engine 138B.000/138B1.000/138C1.000	Center Bearing Support Kit	531058S
1.1 (43 kW)	1985.04-1987.12	-	Hatchback Engine 146A4.048	Center Bearing Support Kit	531058S
1.5 (60 kW)	1983.01-1987.12	-	Hatchback Engine 138B3.000	Center Bearing Support Kit	531058S
FORD					



	 YEAR	FITTING POSITION	REMARKS	PRODUCT	GSP Ref.
FORD					
-					
-	-	-	-	Center Bearing Support Kit	531547S
-	-	-	-	Center Bearing Support Kit	531671S
AEROSTAR					
-	1986-1989	-	-	Center Bearing Support	518293
BRONCO					
-	1970-1996	-	-	Center Bearing Support	518870
BRONCO II					
-	1984-1990	-	-	Center Bearing Support	518293
-	1984-1990	-	-	Center Bearing Support	518871
C800					
-	1980-1986	-	-	Center Bearing Support	518868
CAPRI II (GECP)					
3.0 (101 kW)	1974.02-1977.12	-	Coupe Engine HYF	Center Bearing Support Kit	531058S
CAPRI III (GECP)					
1.6 (54 kW)	1978.01-1987.04	-	Coupe Engine LCN	Center Bearing Support Kit	531058S
2.0 (74 kW)	1978.01-1985.12	-	Coupe Engine NEN/OHCTL20H	Center Bearing Support Kit	531058S
CARGO					
-	-	-	-	Center Bearing Support	531663
-	-	-	-	Center Bearing Support	531664
-	-	-	-	Center Bearing Support Kit	531685S
-	2007-2009	-	-	Center Bearing Support	531548
CF6000					
-	1990-	-	-	Center Bearing Support Kit	518385S
CF7000					
-	1990-1997	-	-	Center Bearing Support Kit	518385S
CF8000					
-	1990-1997	-	-	Center Bearing Support Kit	518385S
CLUB WAGON					
-	1962-1967	-	-	Center Bearing Support	518870
CORTINA (GBNS)					
1.3 (43 kW)	1975.05-1979.07	-	Estate Engine JAC	Center Bearing Support Kit	531058S
CORTINA '80 (GBNS)					
1.6 (51 kW)	1979.07-1982.07	-	Estate Engine LAR	Center Bearing Support Kit	531058S
COURIER (JV_)					
1.8 TD (55 kW)	2000.03-	-	Box Engine RTN/RTP/RTQ	Center Bearing Support Kit	531058S
E-100 ECONOLINE					
-	1968-1983	-	-	Center Bearing Support	518868
-	1968-1983	-	-	Center Bearing Support	518870
E-100 ECONOLINE CLUB WAGON					
-	1975-1983	-	-	Center Bearing Support	518868
-	1975-1983	-	-	Center Bearing Support	518870
E-150					
-	2003-	-	-	Center Bearing Support	518870
E-150 CLUB WAGON					
-	2003-	-	-	Center Bearing Support	518870
E-150 ECONOLINE					
-	1975-1998	-	-	Center Bearing Support	518868
-	1975-2002	-	-	Center Bearing Support	518870
E-150 ECONOLINE CLUB WAGON					
-	1975-1998	-	-	Center Bearing Support	518868
-	1975-2002	-	-	Center Bearing Support	518870
E-200 ECONOLINE					
-	1968-1974	-	-	Center Bearing Support	518868
-	1968-1974	-	-	Center Bearing Support	518870
E-250					
-	2003-	-	-	Center Bearing Support	518870
E-250 ECONOLINE					



 YEAR	FITTING POSITION	REMARKS	PRODUCT	GSP Ref.	
FORD					
E-250 ECONOLINE					
-	1975-1998	-	-	Center Bearing Support	518868
-	1975-2002	-	-	Center Bearing Support	518870
E-250 ECONOLINE CLUB WAGON					
-	1975-1991	-	-	Center Bearing Support	518868
-	1975-1991	-	-	Center Bearing Support	518870
E-300 ECONOLINE					
-	1968-1974	-	-	Center Bearing Support	518868
-	1968-1974	-	-	Center Bearing Support	518870
E-350					
-	2003-	-	-	Center Bearing Support	518870
E-350 CLUB WAGON					
-	2003-	-	-	Center Bearing Support	518870
E-350 ECONOLINE					
-	1975-1998	-	-	Center Bearing Support	518868
-	1975-2002	-	-	Center Bearing Support	518870
E-350 ECONOLINE CLUB WAGON					
-	1977-1998	-	-	Center Bearing Support	518868
-	1977-2002	-	-	Center Bearing Support	518870
E-450 ECONOLINE SUPER DUTY					
-	2000-2002	-	-	Center Bearing Support	518870
E-450 ECONOLINE SUPER DUTY STRIPPED					
-	2000-2002	-	-	Center Bearing Support	518870
E-450 SUPER DUTY					
-	2003-	-	-	Center Bearing Support	518870
E-450 SUPER DUTY STRIPPED CHASSIS					
-	2003-	-	-	Center Bearing Support	518870
ECONOLINE SUPER DUTY					
-	1996-1999	-	-	Center Bearing Support	518870
ESCAPE					
-	2001-2003	-	-	Center Bearing Support	518870
ESCORT III (GAA)					
1.6 (58 kW)	1980.09-1985.12	-	Hatchback Engine LP1/LPA	Center Bearing Support Kit	531058S
1.6 RS Turbo (97 kW)	1984.11-1985.12	-	Hatchback Engine LNA	Center Bearing Support Kit	531058S
ESCORT V (ALL)					
1.4 (52 kW)	1990.07-1992.12	-	Convertible Engine F6F/F6G	Center Bearing Support Kit	531058S
ESCORT V (GAL, AVL)					
1.6 (77 kW)	1990.07-1992.09	-	Estate Engine LJF	Center Bearing Support Kit	531058S
1.8 16V (77 kW)	1992.02-1992.12	-	Estate Engine RDA	Center Bearing Support Kit	531058S
ESCORT VI (GAL)					
1.8 i 16V (77 kW)	1993.01-1995.01	-	Estate Engine RDA	Center Bearing Support Kit	531058S
2.0 RS Cosworth 4x4 (162 kW)	1992.09-1995.01	-	Hatchback Engine N5F	Center Bearing Support Kit	531058S
EVEREST (EP)					
-	2009-	Centre	-	Center Bearing Support Kit	514806S
EVEREST (EU)					
-	2006-	Centre	-	Center Bearing Support Kit	514806S
EXCURSION					
-	2000-2003	-	-	Center Bearing Support	518870
-	2000-2005	-	-	Center Bearing Support	518869
EXPLORER					
-	1991-1998	-	-	Center Bearing Support	518293
-	1991-1998	-	-	Center Bearing Support	518871
Explorer Sport Trac					
-	2007-2010	Rear	-	Center Bearing Support	530808
F 4000					
-	-	-	-	Center Bearing Support Kit	531667S
F SERIES					
-	1957-1959	-	-	Center Bearing Support	518870



	 YEAR	FITTING POSITION	REMARKS	PRODUCT	GSP Ref.
FORD					
F SUPER DUTY					
-	1988-1996	-	-	Center Bearing Support	518869
-	1990-1996	-	-	Center Bearing Support	518870
F-100					
-	1975-1983	-	-	Center Bearing Support	518868
-	1975-1983	-	-	Center Bearing Support	518870
F-100 PICKUP					
-	1955-1974	-	-	Center Bearing Support	518868
-	1960-1974	-	-	Center Bearing Support	518870
F-150					
-	1975-2003	-	-	Center Bearing Support	518870
-	1975-2004	-	-	Center Bearing Support	518868
F-150 HERITAGE					
-	2004-	-	-	Center Bearing Support	518868
F-250					
-	1975-1998	-	-	Center Bearing Support	518868
-	1975-1999	-	-	Center Bearing Support	518870
-	1999-	-	-	Center Bearing Support	518869
F-250 PICKUP					
-	1955-1974	-	-	Center Bearing Support	518868
-	1960-1974	-	-	Center Bearing Support	518870
F-250 SUPER DUTY					
-	1999-2003	-	-	Center Bearing Support	518868
-	1999-2003	-	-	Center Bearing Support	518870
-	1999-2007	-	-	Center Bearing Support	518869
F350					
-	-	-	-	Center Bearing Support	531665
F-350					
-	1975-1997	-	-	Center Bearing Support	518868
-	1975-1997	-	-	Center Bearing Support	518870
F-350 PICKUP					
-	1955-1974	-	-	Center Bearing Support	518868
-	1960-1963	-	-	Center Bearing Support	518870
F-350 SUPER DUTY					
-	1999-2003	-	-	Center Bearing Support	518870
-	1999-2007	-	-	Center Bearing Support	518868
-	1999-2007	-	-	Center Bearing Support	518869
F-450 SUPER DUTY					
-	1999-2000	-	-	Center Bearing Support Kit	518385S
-	1999-2007	-	-	Center Bearing Support	518869
F-500					
-	1975-1977	-	-	Center Bearing Support	518868
-	1975-1977	-	-	Center Bearing Support	518869
F53					
-	1988-1997	-	-	Center Bearing Support	518868
-	1988-1997	-	-	Center Bearing Support	518869
F-550 SUPER DUTY					
-	1999-2000	-	-	Center Bearing Support Kit	518385S
-	1999-2007	-	-	Center Bearing Support	518869
F59					
-	1988-1997	-	-	Center Bearing Support	518868
-	1988-1997	-	-	Center Bearing Support	518869
-	1989-	-	-	Center Bearing Support	518870
F600					
-	1980-1994	-	-	Center Bearing Support	518868
-	1980-1994	-	-	Center Bearing Support	518869
-	1990-1994	-	-	Center Bearing Support Kit	518385S
F650					



 YEAR	FITTING POSITION	REMARKS	PRODUCT	GSP Ref.	
FORD					
F650					
-	2000-	-	-	Center Bearing Support Kit	518385S
F700					
-	1980-1998	-	-	Center Bearing Support	518868
-	1980-1998	-	-	Center Bearing Support	518869
-	1990-1998	-	-	Center Bearing Support Kit	518385S
F7000					
-	1983-1987	-	-	Center Bearing Support	518868
-	1983-1987	-	-	Center Bearing Support	518869
F750					
-	2000-	-	-	Center Bearing Support Kit	518385S
F800					
-	1980-1998	-	-	Center Bearing Support	518868
-	1980-1998	-	-	Center Bearing Support	518869
-	1990-1999	-	-	Center Bearing Support Kit	518385S
F8000					
-	1983-1987	-	-	Center Bearing Support	518868
-	1983-1987	-	-	Center Bearing Support	518869
Falcon					
-	-	-	-	Center Bearing Support	518199
-	-	-	-	Center Bearing Support	518204
FIESTA IV JA					
-	1995-2001	Front	-	Center Bearing Support	514801
FIESTA IV JB					
-	1995-2001	Front	-	Center Bearing Support	514801
FIESTA V (JH_, JD_)					
1.6 TDCi (66 kW)	2004.11-2007.03	-	Hatchback Engine HHJA/HHJB	Center Bearing Support Kit	531058S
FT800					
-	1990-	-	-	Center Bearing Support Kit	518385S
FUSION (JU_)					
1.6 TDCi (66 kW)	2004.11-2007.03	-	Estate Engine HHJA/HHJB	Center Bearing Support Kit	531058S
GALAXY (WGR)					
-	1994-2000	Front	-	Center Bearing Support	514801
GRANADA (GNU)					
2.5 D (51 kW)	1982.08-1985.08	-	Estate Engine STP	Center Bearing Support Kit	531058S
2.8 (99 kW)	1977.08-1985.08	-	Estate Engine PYA	Center Bearing Support Kit	531058S
2.8 i (118 kW)	1977.08-1981.08	-	Estate Engine PRB	Center Bearing Support Kit	531058S
GRANADA (GU)					
2.3 (82 kW)	1981.06-1985.08	-	Saloon Engine YYU	Center Bearing Support Kit	531058S
GRANADA III (GGE)					
2.0 i (85 kW)	1991.09-1994.09	-	Estate Engine N9F	Center Bearing Support Kit	531058S
2.0 i (88 kW)	1991.09-1994.09	-	Estate Engine N9D	Center Bearing Support Kit	531058S
KA (RB_)					
1.3 i (37 kW)	1996.09-2002.10	-	Hatchback Engine JJB	Center Bearing Support Kit	531058S
L800					
-	1980-1985	-	-	Center Bearing Support	518868
LN7000					
-	1990-1997	-	-	Center Bearing Support Kit	518385S
LN800					
-	1980-1985	-	-	Center Bearing Support	518868
LN8000					
-	1990-1997	-	-	Center Bearing Support Kit	518385S
MAVERICK (UDS, UNS)					
2.4 i (85 kW)	1996.09-1998.04	-	Closed Off-Road Vehicle Engine KA-24	Center Bearing Support Kit	531058S
2.7 TD (92 kW)	1996.09-1998.04	-	Closed Off-Road Vehicle Engine TD27E	Center Bearing Support Kit	531058S
MONDEO (BNP)					
1.6 i 16V (66 kW)	1993.04-1996.08	-	Estate Engine L1F	Center Bearing Support Kit	531058S
1.8 i 16V (85 kW)	1993.04-1996.08	-	Estate Engine RKA	Center Bearing Support Kit	531058S



	 YEAR	FITTING POSITION	REMARKS	PRODUCT	GSP Ref.
FORD					
MONDEO (BNP)					
2.0 i 16V (100 kW)	1993.04-1996.08	-	Estate Engine NGA	Center Bearing Support Kit	531058S
MONDEO GE					
-	2000-2007	Front	-	Center Bearing Support	514801
MONDEO II (BFP)					
1.8 i (85 kW)	1996.09-2000.11	-	Saloon Engine RKB/RKF/RKH/RKJ/RKK	Center Bearing Support Kit	531058S
2.5 24V (125 kW)	1996.09-2000.11	-	Saloon Engine SEA	Center Bearing Support Kit	531058S
MONDEO II (BNP)					
1.6 i (66 kW)	1996.09-2000.11	-	Estate Engine L1J	Center Bearing Support Kit	531058S
P-500					
-	1975-1977	-	-	Center Bearing Support	518868
RANGER					
-	1984-1998	-	-	Center Bearing Support	518293
-	1984-1998	-	-	Center Bearing Support	518871
RANGER (ES)					
-	2009-	Centre	-	Center Bearing Support Kit	514806S
RANGER (ET)					
-	2006-2009	Centre	-	Center Bearing Support Kit	514806S
SIERRA (BNC)					
1.6 (55 kW)	1982.08-1986.12	-	Estate Engine LCS/LCT/LSD	Center Bearing Support Kit	531058S
1.8 (66 kW)	1984.10-1986.12	-	Estate Engine REB	Center Bearing Support Kit	531058S
SIERRA (BNG)					
1.6 (55 kW)	1987.01-1993.02	-	Estate Engine LSE	Center Bearing Support Kit	531058S
SIERRA (GBC)					
2.3 D (49 kW)	1982.08-1986.12	-	Hatchback Engine YTT	Center Bearing Support Kit	531058S
TOURNEO CUSTOM					
2.2TDCi(114kW)	2012.12-	-	Bus	Center Bearing Support	511381
2.2TDCi(74kW)	2012.12-	-	Bus	Center Bearing Support	511381
	2012.12-	-	Estate	Center Bearing Support	511381
2.2TDCi(92kW)	2012.12-	-	Bus	Center Bearing Support	511381
	2012.12-	-	Estate	Center Bearing Support	511381
TRANSIT					
2.2 TDCi (74 kW)	2011.10-	-	Box Engine DRFE/DRFA/DRFB/DRFC/DRFD	Center Bearing Support Kit	531058S
	2011.10-	-	Box Engine DRRC/DRRB/DRRA	Center Bearing Support Kit	531058S
	2011.10-	-	Bus Engine DRFA/DRFB/DRFC/DRFD/DRFE	Center Bearing Support Kit	531058S
	2011.10-	-	Bus Engine DRRA/DRRB/DRRC	Center Bearing Support Kit	531058S
2.2 TDCi (92 kW)	2011.10-	-	Box Engine CYFD/CYFA/CYFB/CYFC	Center Bearing Support Kit	531058S
	2011.10-	-	Bus Engine CYFA/CYFB/CYFC/CYFD	Center Bearing Support Kit	531058S
	2011.10-	-	Bus Engine CYRA	Center Bearing Support Kit	531058S
2.2TDCi(100kW)	2011.09-	-	Bus Engine USRA/USRB	Center Bearing Support	511381
2.2TDCi(103kW)	2007.10-	-	Box Engine PGFA/PGFB/UHFA/UHFB/UHFC	Center Bearing Support	511381
	2007.10-	-	Bus Engine PGFA/PGFB/UHFA/UHFB/UHFC	Center Bearing Support	511381
	2007.10-	-	Platform/Chassis Engine PGFA/PGFB	Center Bearing Support	511381
2.2TDCi(114kW)	2011.10-	-	Box Engine CVRB/CVRA/CVRC	Center Bearing Support	511381
	2011.10-	-	Platform/Chassis Engine CVRA/CVRB/CVRC	Center Bearing Support	511381
2.2TDCi(63kW)	2006.04-	-	Box Engine P8FA/P8FB	Center Bearing Support	511381
	2006.04-	-	Bus Engine P8FA/P8FB	Center Bearing Support	511381
	2006.04-	-	Platform/Chassis Engine P8FA/P8FB	Center Bearing Support	511381
2.2TDCi(74kW)	2011.10-	-	Box Engine DRFE/DRFA/DRFB/DRFC/DRFD	Center Bearing Support	511381
	2011.10-	-	Box Engine DRRC/DRRB/DRRA	Center Bearing Support	511381
	2011.10-	-	Bus Engine DRFA/DRFB/DRFC/DRFD/DRFE	Center Bearing Support	511381
	2011.10-	-	Bus Engine DRRA/DRRB/DRRC	Center Bearing Support	511381
	2011.10-	-	Platform/Chassis Engine DRFD/DRFA/DRFB/DRFC	Center Bearing Support	511381
	2011.10-	-	Platform/Chassis Engine DRRC/DRRA/DRRB	Center Bearing Support	511381
2.2TDCi(81kW)	2006.04-	-	Box Engine QVFA	Center Bearing Support	511381
	2006.04-	-	Bus Engine QVFA	Center Bearing Support	511381
	2006.04-	-	Platform/Chassis Engine QVFA	Center Bearing Support	511381
2.2TDCi(92kW)	2011.10-	-	Box Engine CYFD/CYFA/CYFB/CYFC	Center Bearing Support	511381



	 YEAR	FITTING POSITION	REMARKS	PRODUCT	GSP Ref.
FORD					
TRANSIT					
2.2TDCi(92kW)	2011.10-	-	Box Engine CYRA	Center Bearing Support	511381
	2011.10-	-	Bus Engine CYFA/CYFB/CYFC/CYFD	Center Bearing Support	511381
	2011.10-	-	Bus Engine CYRA	Center Bearing Support	511381
	2011.10-	-	Platform/Chassis Engine CYFD/CYFA/CYFB/CYFC	Center Bearing Support	511381
	2011.10-	-	Platform/Chassis Engine CYRA	Center Bearing Support	511381
2.2TDCi(96kW)	2006.04-	-	Box Engine QWFA	Center Bearing Support	511381
	2006.04-	-	Bus Engine QWFA	Center Bearing Support	511381
	2006.04-	-	Platform/Chassis Engine QWFA	Center Bearing Support	511381
2.2TDCi4x4(92kW)	2011.10-	-	Box Engine CYRB/CYRC	Center Bearing Support	511381
	2011.10-	-	Platform/Chassis Engine CYRC/CYRB	Center Bearing Support	511381
2.316V(107kW)	2006.04-	-	Box Engine GZFA/GZFC	Center Bearing Support	511381
	2006.04-	-	Platform/Chassis Engine GZFA/GZFC	Center Bearing Support	511381
2.4TDCi(103kW)	2006.04-	-	Box Engine H9FD	Center Bearing Support	511381
	2006.04-	-	Platform/Chassis Engine H9FD	Center Bearing Support	511381
2.4TDCi(74kW)	2006.04-	-	Box Engine PHFA/PHFC	Center Bearing Support	511381
	2006.04-	-	Bus Engine PHFA/PHFC	Center Bearing Support	511381
	2006.04-	-	Platform/Chassis Engine PHFA/PHFC	Center Bearing Support	511381
2.4TDCi(85kW)	2006.04-	-	Box Engine JXFA/JXFC	Center Bearing Support	511381
	2006.04-	-	Bus Engine JXFA/JXFC	Center Bearing Support	511381
	2006.04-	-	Platform/Chassis Engine JXFA/JXFC	Center Bearing Support	511381
2.4TDCi4x4(103kW)	2006.11-	-	Box Engine H9FB	Center Bearing Support	511381
	2006.11-	-	Bus Engine H9FB	Center Bearing Support	511381
	2006.11-	-	Platform/Chassis Engine H9FB	Center Bearing Support	511381
TRANSIT (72E, 73E)					
1.7 FT 100 (48 kW)	1971.04-1978.03	-	Bus Engine EY	Center Bearing Support Kit	531058S
TRANSIT (E_ _)					
2.0 (84kW)	1994.06-2000.03	-	Box Engine NSF/NSG	Center Bearing Support	511381
	1994.08-2000.03	-	Platform/Chassis Engine NSF/NSG	Center Bearing Support	511381
	1995.09-2000.03	-	Bus Engine NSF/NSG	Center Bearing Support	511381
2.0(66kW)	1991.09-1994.06	-	Box Engine NBA	Center Bearing Support	511380
	1991.09-1994.06	-	Box Engine NBA	Center Bearing Support	511381
	1991.09-1994.09	-	Bus Engine NBA	Center Bearing Support	511380
	1991.09-1994.09	-	Bus Engine NBA	Center Bearing Support	511381
2.0(72kW)	1991.09-1994.08	-	Platform/Chassis Engine NCA	Center Bearing Support	511380
	1991.09-1994.08	-	Platform/Chassis Engine NCA	Center Bearing Support	511381
2.0CNG(84kW)	1994.06-2000.03	-	Bus Engine NSH	Center Bearing Support	511381
2.0i(72kW)	1991.09-1994.06	-	Box Engine NCA	Center Bearing Support	511380
	1991.09-1994.06	-	Box Engine NCA	Center Bearing Support	511381
	1991.09-1994.07	-	Bus Engine NCA	Center Bearing Support	511380
	1991.09-1994.07	-	Bus Engine NCA	Center Bearing Support	511381
2.5Di(51kW)	1991.05-1994.06	-	Box Engine 4BC/4CC/4FA	Center Bearing Support	511380
	1991.05-1994.06	-	Box Engine 4BC/4CC/4FA	Center Bearing Support	511381
	1991.08-1994.07	-	Bus Engine 4BC/4CC/4FA	Center Bearing Support	511380
	1991.08-1994.07	-	Bus Engine 4BC/4CC/4FA	Center Bearing Support	511381
	1991.09-1994.08	-	Platform/Chassis Engine 4BC/4CC/4FA	Center Bearing Support	511380
	1991.09-1994.08	-	Platform/Chassis Engine 4BC/4CC/4FA	Center Bearing Support	511381
	1994.06-2000.03	-	Box Engine 4FA/4FB/4FC/4FD	Center Bearing Support	511380
	1994.06-2000.03	-	Box Engine 4FA/4FB/4FC/4FD	Center Bearing Support	511381
	1994.08-2000.03	-	Bus Engine 4FA/4FB/4FC/4FD	Center Bearing Support	511381
	1994.08-2000.03	-	Platform/Chassis Engine 4FA/4FB/4FC/4FD	Center Bearing Support	511381
2.5Di(56kW)	1994.06-2000.03	-	Box Engine 4HB/4HC	Center Bearing Support	511380
	1994.06-2000.03	-	Box Engine 4HB/4HC	Center Bearing Support	511381
	1994.07-2000.03	-	Bus Engine 4HB/4HC	Center Bearing Support	511380
	1994.07-2000.03	-	Bus Engine 4HB/4HC	Center Bearing Support	511381
	1994.08-2000.03	-	Platform/Chassis Engine 4HB/4HC	Center Bearing Support	511381
2.5Di(59kW)	1991.05-1994.06	-	Box Engine 4DA	Center Bearing Support	511380
	1991.05-1994.06	-	Box Engine 4DA	Center Bearing Support	511381



	 YEAR	FITTING POSITION	REMARKS	PRODUCT	GSP Ref.
FORD					
TRANSIT (E_ _)					
2.5Di(59kW)	1991.09-1994.07	-	Bus Engine 4DA	Center Bearing Support	511380
	1991.09-1994.07	-	Bus Engine 4DA	Center Bearing Support	511381
	1991.09-1994.08	-	Platform/Chassis Engine 4DA	Center Bearing Support	511380
	1991.09-1994.08	-	Platform/Chassis Engine 4DA	Center Bearing Support	511381
2.5Di(63kW)	1992.10-1994.06	-	Box Engine 4GA	Center Bearing Support	511380
	1992.10-1994.06	-	Box Engine 4GA	Center Bearing Support	511381
2.5Di(85kW)	1997.08-2000.03	-	Bus Engine 4ED	Center Bearing Support	511381
	1999.05-2000.03	-	Platform/Chassis Engine 4ED	Center Bearing Support	511381
2.5TD(55kW)	1994.08-2000.06	-	Bus Engine 4HA/4HD	Center Bearing Support	511381
	1998.10-2000.07	-	Platform/Chassis Engine 4HA/4HD	Center Bearing Support	511381
2.5TD(63kW)	1992.10-1994.07	-	Bus Engine 4GA/4GB/4GC	Center Bearing Support	511380
	1992.10-1994.07	-	Bus Engine 4GA/4GB/4GC	Center Bearing Support	511381
	1992.11-1994.08	-	Platform/Chassis Engine 4GA	Center Bearing Support	511380
	1992.11-1994.08	-	Platform/Chassis Engine 4GA	Center Bearing Support	511381
	1994.08-2000.03	-	Platform/Chassis Engine 4GA/4GB/4GC/4GD	Center Bearing Support	511381
	1995.01-2000.03	-	Bus Engine 4GA/4GB/4GC/4GD/4GE/4GF	Center Bearing Support	511381
2.5TD(74kW)	1991.09-1994.07	-	Bus Engine 4EA	Center Bearing Support	511380
	1991.09-1994.07	-	Bus Engine 4EA	Center Bearing Support	511381
	1991.09-1994.08	-	Platform/Chassis Engine 4EA	Center Bearing Support	511380
	1991.09-1994.08	-	Platform/Chassis Engine 4EA	Center Bearing Support	511381
	1994.07-2000.03	-	Bus Engine 4EB/4EC	Center Bearing Support	511381
	1994.08-2000.03	-	Platform/Chassis Engine 4EB/4EC	Center Bearing Support	511381
2.9i(107kW)	1991.01-1994.09	-	Bus Engine BRT	Center Bearing Support	511380
	1991.01-1994.09	-	Bus Engine BRT	Center Bearing Support	511381
TRANSIT (FD_ _, FB_ _, FS_ _, FZ_ _, FC_ _)					
2.0Di(55kW)	2000.08-2006.05	-	Bus Engine D3FA	Center Bearing Support	511381
2.0Di(63kW)	2000.08-2006.05	-	Bus Engine F3FA	Center Bearing Support	511381
2.0Di(74kW)	2000.08-2006.05	-	Bus Engine ABFA	Center Bearing Support	511381
2.0TDCi(92kW)	2002.08-2006.05	-	Bus Engine FIFA	Center Bearing Support	511381
2.4Di(55kW)	2000.01-2006.05	-	Bus Engine F4FA	Center Bearing Support	511381
2.4Di(66kW)	2000.01-2006.05	-	Bus Engine D2FA/D2FB/D2FE	Center Bearing Support	511381
2.4Di(88kW)	2000.01-2006.05	-	Bus Engine D4FA	Center Bearing Support	511381
2.4TDCi(101kW)	2004.03-2006.05	-	Bus Engine H9FA	Center Bearing Support	511381
2.4TDE(85kW)	2004.03-2006.05	-	Bus Engine FXFA	Center Bearing Support	511381
2.4TDE(92kW)	2001.07-2006.05	-	Bus Engine DOFA	Center Bearing Support	511381
TRANSIT (FM_ _, FN_ _)					
2.0Di(55kW)	2000.08-2006.05	-	Platform/Chassis Engine D3FA	Center Bearing Support	511381
2.0Di(63kW)	2000.08-2006.05	-	Platform/Chassis Engine F3FA	Center Bearing Support	511381
2.0Di(74kW)	2000.08-2006.05	-	Platform/Chassis Engine ABFA	Center Bearing Support	511381
2.0TDCi(92kW)	2002.08-2006.05	-	Platform/Chassis Engine FIFA	Center Bearing Support	511381
2.4Di(55kW)	2000.01-2006.05	-	Platform/Chassis Engine F4FA	Center Bearing Support	511381
2.4Di(88kW)	2000.01-2006.05	-	Platform/Chassis Engine D4FA	Center Bearing Support	511381
2.4TDCi(101kW)	2004.03-2006.05	-	Platform/Chassis Engine H9FA	Center Bearing Support	511381
2.4TDE(85kW)	2004.03-2006.05	-	Platform/Chassis Engine FXFA	Center Bearing Support	511381
2.4TDE(92kW)	2001.07-2006.05	-	Platform/Chassis Engine DOFA	Center Bearing Support	511381
TRANSIT (T_ _)					
2.5 D (52 kW)	1988.09-1992.09	-	Bus Engine 4AB/4BA/4CA	Center Bearing Support Kit	531058S
TRANSIT CUSTOM					
2.2TDCi(114kW)	2012.12-	-	Box	Center Bearing Support	511381
2.2TDCi(74kW)	2012.12-	-	Box	Center Bearing Support	511381
2.2TDCi(92kW)	2012.12-	-	Box	Center Bearing Support	511381
TRANSIT TOURNEO					
2.0 (84kW)	1994.11-2000.12	-	Bus Engine NSH	Center Bearing Support	511381
2.2TDCi(103kW)	2007.10-	-	Bus Engine PGFA/PGFB	Center Bearing Support	511381
2.2TDCi(85kW)	2008.10-	-	Bus Engine SRFA/SRFB/SRFC/SRFE/SRFD	Center Bearing Support	511381
2.4D(55kW)	1994.08-2000.06	-	Bus Engine 4HA	Center Bearing Support	511381
2.5Di(51kW)	1994.11-2000.12	-	Bus Engine 4FA/4FB/4FC/4FD	Center Bearing Support	511380


	 YEAR	FITTING POSITION	REMARKS	PRODUCT	GSP Ref.
FORD					
TRANSIT TOURNEO					
2.5Di(51kW)	1994.11-2000.12	-	Bus Engine 4FA/4FB/4FC/4FD	Center Bearing Support	511381
2.5Di(56kW)	1994.11-2000.12	-	Bus Engine 4HA/4HB/4HC	Center Bearing Support	511380
TRANSIT VAN (E_ _)					
2.5Di(85kW)	1999.05-2000.03	-	Box Engine 4ED	Center Bearing Support	511381
2.5TD(55kW)	1998.10-2000.03	-	Box Engine 4HA/4HD	Center Bearing Support	511381
2.5TD(63kW)	1994.06-2000.03	-	Box Engine 4GA/4GB/4GC/4GD/4GE/4GF	Center Bearing Support	511381
2.5TD(74kW)	1991.05-1994.06	-	Box Engine 4EA	Center Bearing Support	511380
	1991.05-1994.06	-	Box Engine 4EA	Center Bearing Support	511381
2.5TDi(74kW)	1994.06-2000.03	-	Box Engine 4EB/4EC	Center Bearing Support	511381
TRANSIT VAN (FA_ _)					
2.0Di(55kW)	2000.08-2006.05	-	Box Engine D3FA	Center Bearing Support	511381
2.0Di(63kW)	2000.08-2006.05	-	Box Engine F3FA	Center Bearing Support	511381
2.0Di(74kW)	2000.08-2006.05	-	Box Engine ABFA	Center Bearing Support	511381
2.0TDCi(92kW)	2002.08-2006.05	-	Box Engine F1FA	Center Bearing Support	511381
2.4Di(55kW)	2000.01-2006.05	-	Box Engine F4FA	Center Bearing Support	511381
2.4Di(88kW)	2000.01-2006.05	-	Box Engine D4FA	Center Bearing Support	511381
2.4TDCi(101kW)	2004.03-2006.05	-	Box Engine H9FA	Center Bearing Support	511381
2.4TDDi(88kW)	2000.08-2003.08	-	Box Engine D4FA	Center Bearing Support	511381
2.4TDE(85kW)	2004.03-2006.05	-	Box Engine FXFA	Center Bearing Support	511381
2.4TDE(92kW)	2001.07-2006.05	-	Box Engine DOFA	Center Bearing Support	511381
TRANSIT VAN (T_ _)					
2.5 D (52 kW)	1988.10-1991.09	-	Box Engine 4BA/4CA	Center Bearing Support Kit	531058S
GM					
Cadillac CTS					
-	2003-2007	-	-	Center Bearing Support Kit	530441S
GMC					
1000 SERIES					
-	1961-1965	-	-	Center Bearing Support	518867
1500 SERIES					
-	1961-1965	-	-	Center Bearing Support	518867
2500 SERIES					
-	1961-1965	-	-	Center Bearing Support	518867
B7					
-	1993-1997	-	-	Center Bearing Support	518292
C15					
-	1975-1978	-	-	Center Bearing Support	518868
	1975-1978	-	-	Center Bearing Support	518869
	1975-1978	-	-	Center Bearing Support	518870
C15 SUBURBAN					
-	1975-1978	-	-	Center Bearing Support	518868
	1975-1978	-	-	Center Bearing Support	518869
	1975-1978	-	-	Center Bearing Support	518870
C15/C1500 PICKUP					
-	1967-1974	-	-	Center Bearing Support	518867
	1967-1974	-	-	Center Bearing Support	518868
C15/C1500 SUBURBAN					
-	1968-1969	-	-	Center Bearing Support	518868
	1970-1974	-	-	Center Bearing Support	518869
C1500					
-	1979-1986	-	-	Center Bearing Support	518868
	1979-1986	-	-	Center Bearing Support	518869
	1979-1986	-	-	Center Bearing Support	518870
	1988-1999	-	-	Center Bearing Support	518868
	1988-1999	-	-	Center Bearing Support	518869
	1988-1999	-	-	Center Bearing Support	518870



	 YEAR	FITTING POSITION	REMARKS	PRODUCT	GSP Ref.
GMC					
C1500 SUBURBAN					
-	1979-1986	-	-	Center Bearing Support	518868
-	1979-1986	-	-	Center Bearing Support	518869
-	1979-1986	-	-	Center Bearing Support	518870
-	1992-1999	-	-	Center Bearing Support	518868
-	1992-1999	-	-	Center Bearing Support	518869
-	1992-1999	-	-	Center Bearing Support	518870
C25					
-	1975-1978	-	-	Center Bearing Support	518868
-	1975-1978	-	-	Center Bearing Support	518869
-	1975-1978	-	-	Center Bearing Support	518870
C25 SUBURBAN					
-	1975-1978	-	-	Center Bearing Support	518868
-	1975-1978	-	-	Center Bearing Support	518869
-	1975-1978	-	-	Center Bearing Support	518870
C25/C2500 PICKUP					
-	1967-1969	-	-	Center Bearing Support	518868
-	1967-1974	-	-	Center Bearing Support	518867
-	1967-1974	-	-	Center Bearing Support	518869
-	1973-1974	-	-	Center Bearing Support	518868
C25/C2500 SUBURBAN					
-	1968-1969	-	-	Center Bearing Support	518868
-	1970-1974	-	-	Center Bearing Support	518869
C2500					
-	1979-1986	-	-	Center Bearing Support	518868
-	1979-1986	-	-	Center Bearing Support	518869
-	1979-1986	-	-	Center Bearing Support	518870
-	1988-2000	-	-	Center Bearing Support	518868
-	1988-2000	-	-	Center Bearing Support	518869
-	1988-2000	-	-	Center Bearing Support	518870
C2500 SUBURBAN					
-	1979-1986	-	-	Center Bearing Support	518869
-	1979-1986	-	-	Center Bearing Support	518870
-	1981-1986	-	-	Center Bearing Support	518868
-	1992-1999	-	-	Center Bearing Support	518868
-	1992-1999	-	-	Center Bearing Support	518869
-	1992-1999	-	-	Center Bearing Support	518870
C35					
-	1975-1978	-	-	Center Bearing Support	518868
-	1975-1978	-	-	Center Bearing Support	518869
-	1975-1978	-	-	Center Bearing Support	518870
C35/C3500 PICKUP					
-	1967-1970	-	-	Center Bearing Support	518868
-	1970-1974	-	-	Center Bearing Support	518869
-	1974-	-	-	Center Bearing Support	518868
C3500					
-	1979-1986	-	-	Center Bearing Support	518868
-	1979-1986	-	-	Center Bearing Support	518869
-	1979-1986	-	-	Center Bearing Support	518870
-	1988-2000	-	-	Center Bearing Support	518868
-	1988-2000	-	-	Center Bearing Support	518869
-	1988-2000	-	-	Center Bearing Support	518870
C3500HD					
-	1991-1995	-	-	Center Bearing Support	518869
C5000					
-	1980-	-	-	Center Bearing Support Kit	518385S
-	1980-1990	-	-	Center Bearing Support	518868
C5000 TOPKICK					



	 YEAR	FITTING POSITION	REMARKS	PRODUCT	GSP Ref.
GMC					
C5000 TOPKICK					
-	1990-1991	-	-	Center Bearing Support	518292
-	1990-1991	-	-	Center Bearing Support	518869
C6000					
-	1980-	-	-	Center Bearing Support Kit	518385S
-	1980-1990	-	-	Center Bearing Support	518868
C6000 TOPKICK					
-	1990-1996	-	-	Center Bearing Support	518292
-	1990-1996	-	-	Center Bearing Support	518869
C6500 TOPKICK					
-	1997-	-	-	Center Bearing Support	518292
C7000					
-	1980-	-	-	Center Bearing Support Kit	518385S
-	1980-1990	-	-	Center Bearing Support	518868
C7000 TOPKICK					
-	1990-1996	-	-	Center Bearing Support	518292
-	1990-1996	-	-	Center Bearing Support	518869
C7500 TOPKICK					
-	1997-	-	-	Center Bearing Support	518292
G15					
-	1975-1978	-	-	Center Bearing Support	518870
G15/G1500 VAN					
-	1967-1970	-	-	Center Bearing Support	518868
-	1970-1972	-	-	Center Bearing Support	518867
-	1973-1974	-	-	Center Bearing Support	518868
G1500					
-	1979-1993	-	-	Center Bearing Support	518868
-	1979-1995	-	-	Center Bearing Support	518870
G25					
-	1975-1978	-	-	Center Bearing Support	518870
G25/G2500 VAN					
-	1967-1974	-	-	Center Bearing Support	518868
G2500					
-	1979-1995	-	-	Center Bearing Support	518870
-	1983-1985	-	-	Center Bearing Support	518868
G35					
-	1975-1978	-	-	Center Bearing Support	518870
G35/G3500 VAN					
-	1970-1974	-	-	Center Bearing Support	518868
G3500					
-	1979-1996	-	-	Center Bearing Support	518870
-	1983-1993	-	-	Center Bearing Support	518868
I1000					
-	1966-	-	-	Center Bearing Support	518868
I1500					
-	1966-	-	-	Center Bearing Support	518868
I2500					
-	1966-	-	-	Center Bearing Support	518868
I3500					
-	1966-	-	-	Center Bearing Support	518868
JIMMY					
-	1970-1972	-	-	Center Bearing Support	518867
-	1975-2001	-	-	Center Bearing Support	518870
-	1988-	-	-	Center Bearing Support	518868
K15					
-	1975-1978	-	-	Center Bearing Support	518868
-	1975-1978	-	-	Center Bearing Support	518870
K15 SUBURBAN					



	 YEAR	FITTING POSITION	REMARKS	PRODUCT	GSP Ref.
GMC					
K15 SUBURBAN					
-	1975-1978	-	-	Center Bearing Support	518868
-	1975-1978	-	-	Center Bearing Support	518870
K15/K1500 PICKUP					
-	1970-1972	-	-	Center Bearing Support	518867
-	1973-1974	-	-	Center Bearing Support	518868
K1500					
-	1979-1986	-	-	Center Bearing Support	518868
-	1979-1986	-	-	Center Bearing Support	518870
-	1988-1999	-	-	Center Bearing Support	518868
-	1988-1999	-	-	Center Bearing Support	518869
-	1988-1999	-	-	Center Bearing Support	518870
K1500 SUBURBAN					
-	1979-1980	-	-	Center Bearing Support	518868
-	1979-1980	-	-	Center Bearing Support	518870
-	1995-1999	-	-	Center Bearing Support	518870
K25					
-	1975-1978	-	-	Center Bearing Support	518868
-	1975-1978	-	-	Center Bearing Support	518870
K25/K2500 PICKUP					
-	1970-1972	-	-	Center Bearing Support	518867
-	1973-1974	-	-	Center Bearing Support	518868
K2500					
-	1979-1986	-	-	Center Bearing Support	518868
-	1979-1986	-	-	Center Bearing Support	518870
-	1988-2000	-	-	Center Bearing Support	518868
-	1988-2000	-	-	Center Bearing Support	518870
K2500 SUBURBAN					
-	1980-1986	-	-	Center Bearing Support	518868
-	1980-1986	-	-	Center Bearing Support	518870
-	1994-1999	-	-	Center Bearing Support	518870
K35					
-	1977-1978	-	-	Center Bearing Support	518868
-	1977-1978	-	-	Center Bearing Support	518870
K3500					
-	1979-1986	-	-	Center Bearing Support	518868
-	1979-1986	-	-	Center Bearing Support	518870
-	1988-2000	-	-	Center Bearing Support	518868
-	1988-2000	-	-	Center Bearing Support	518870
P15					
-	1975-1978	-	-	Center Bearing Support	518868
-	1975-1978	-	-	Center Bearing Support	518870
P15/P1500 VAN					
-	1967-1969	-	-	Center Bearing Support	518868
-	1970-1972	-	-	Center Bearing Support	518867
-	1973-1974	-	-	Center Bearing Support	518868
P1500					
-	1979-1980	-	-	Center Bearing Support	518868
-	1979-1980	-	-	Center Bearing Support	518870
P25					
-	1975-1978	-	-	Center Bearing Support	518868
-	1975-1978	-	-	Center Bearing Support	518870
P25/P2500 VAN					
-	1967-1972	-	-	Center Bearing Support	518867
-	1973-1974	-	-	Center Bearing Support	518868
P2500					
-	1979-1989	-	-	Center Bearing Support	518868
-	1979-1989	-	-	Center Bearing Support	518870



	 YEAR	FITTING POSITION	REMARKS	PRODUCT	GSP Ref.
GMC					
P35					
-	1975-1978	-	-	Center Bearing Support	518868
-	1975-1978	-	-	Center Bearing Support	518870
P35/P3500 VAN					
-	1967-1972	-	-	Center Bearing Support	518867
-	1973-1974	-	-	Center Bearing Support	518868
P3500					
-	1979-1999	-	-	Center Bearing Support	518868
-	1979-1999	-	-	Center Bearing Support	518870
P4500					
-	1979-1990	-	-	Center Bearing Support	518292
PB1000 SERIES					
-	1963-1966	-	-	Center Bearing Support	518868
PB15 SERIES					
-	1966-	-	-	Center Bearing Support	518868
PB1500 SERIES					
-	1963-1965	-	-	Center Bearing Support	518868
PB25 SERIES					
-	1966-	-	-	Center Bearing Support	518868
PB2500 SERIES					
-	1963-1965	-	-	Center Bearing Support	518868
R1500					
-	1987-	-	-	Center Bearing Support	518868
-	1987-	-	-	Center Bearing Support	518870
R1500 SUBURBAN					
-	1987-1991	-	-	Center Bearing Support	518870
R2500					
-	1987-1989	-	-	Center Bearing Support	518868
-	1987-1989	-	-	Center Bearing Support	518870
R2500 SUBURBAN					
-	1987-1991	-	-	Center Bearing Support	518870
R3500					
-	1987-1991	-	-	Center Bearing Support	518868
-	1987-1991	-	-	Center Bearing Support	518870
S15					
-	1982-1990	-	-	Center Bearing Support	518870
S15 JIMMY					
-	1983-1991	-	-	Center Bearing Support	518870
SAFARI					
-	1985-1993	-	-	Center Bearing Support	518870
SAVANA 1500					
-	1996-1998	-	-	Center Bearing Support	518868
-	1996-1998	-	-	Center Bearing Support	518870
SAVANA 2500					
-	1996-1998	-	-	Center Bearing Support	518868
-	1996-1998	-	-	Center Bearing Support	518870
SAVANA 3500					
-	1996-1998	-	-	Center Bearing Support	518868
-	1996-1998	-	-	Center Bearing Support	518870
SIERRA 2500 HD					
-	2001-2002	-	-	Center Bearing Support	518868
-	2001-2002	-	-	Center Bearing Support	518870
SIERRA C3					
-	2001-	-	-	Center Bearing Support	518868
-	2001-	-	-	Center Bearing Support	518870
SONOMA					
-	1994-2003	-	-	Center Bearing Support	518870
SUBURBAN					



 YEAR	FITTING POSITION	REMARKS	PRODUCT	GSP Ref.	
GMC					
SUBURBAN					
-	1960-1967	-	-	Center Bearing Support	518867
-	1960-1967	-	-	Center Bearing Support	518869
T6500					
-	1997-	-	-	Center Bearing Support	518292
T7500					
-	1997-	-	-	Center Bearing Support	518292
TRUCK					
-	1955-1960	-	-	Center Bearing Support	518867
TYPHOON					
-	1992-1993	-	-	Center Bearing Support	518870
V1500					
-	1987-	-	-	Center Bearing Support	518868
-	1987-	-	-	Center Bearing Support	518870
V2500					
-	1987-	-	-	Center Bearing Support	518868
-	1987-	-	-	Center Bearing Support	518870
V2500 SUBURBAN					
-	1987-1991	-	-	Center Bearing Support	518870
V3000 FORWARD CONTROL					
-	1960-1962	-	-	Center Bearing Support	518867
V3500					
-	1987-1991	-	-	Center Bearing Support	518868
-	1987-1991	-	-	Center Bearing Support	518870
YUKON					
-	1992-1998	-	-	Center Bearing Support	518870
YUKON XL 2500					
-	2000-2003	-	-	Center Bearing Support	518870
HONDA					
ACCORD VI AERODECK (CE, CF)					
2.3 16V (118 kW)	1998.02-2000.12	-	Estate Engine E23A7	Center Bearing Support Kit	531058S
CIVIC/CIVIC FERIO (EG_, EH1,EJ3)					
-	1991-1995	-	-	Center Bearing Support	514782
CIVIC/CIVIC FERIO (EK_, EJ9)					
-	1995-2001	-	-	Center Bearing Support	514782
CR-V (RD1,RD2)					
-	1997-2001	-	-	Center Bearing Support	514817
CR-V (RD4,RD5,RD6,RD7,RD9)					
-	2001-2006	-	-	Center Bearing Support	514816
CR-V (RE3,RE4)					
-	2007-2012	-	-	Center Bearing Support	514817
DOMANI (MA4,MA5,MA6,MA7)					
-	1992-1996	-	-	Center Bearing Support	514782
DOMANI (MB3,MB4,MB5)					
-	1997-2000	-	-	Center Bearing Support	514782
EDIX (BE1 ,BE2 ,BE3 ,BE4)					
-	2004-2009	-	-	Center Bearing Support	514816
HR-V (GH1,GH2,GH3,GH4)					
-	1998-2005	-	-	Center Bearing Support	514788
INTEGRA (DC1,DC2,DB6,DB7,DB8,DB9)					
-	1993-2000	-	-	Center Bearing Support	514782
ODYSSEY I (RHD) (RA1,RA2,RA3,RA4,RA5)					
-	1994-1999	-	-	Center Bearing Support	514782
PARTNER (EY6,EY7,EY8,EY9)					
-	1996-2005	-	-	Center Bearing Support	514782
STEPWGN (RF1,RF2)					
-	1996-2001	-	-	Center Bearing Support	514782



	 YEAR	FITTING POSITION	REMARKS	PRODUCT	GSP Ref.
HYUNDAI					
G-OPER I					
2.5 TD (62 kW)	1991.08-1998.07	-	Closed Off-Road Vehicle Engine 4D56T	Center Bearing Support	513580
2.5 TD intercooler (70 kW)	1991.08-1998.07	-	Closed Off-Road Vehicle Engine 4D56T	Center Bearing Support	513580
G-OPER II (JK-01)					
2.5 TD (65 kW)	1998.08-2003.12	-	Closed Off-Road Vehicle Engine D4BA	Center Bearing Support	513580
2.5 TD intercooler (73 kW)	1998.08-2003.12	-	Closed Off-Road Vehicle Engine D4BH	Center Bearing Support	513580
3.0 V6 (104 kW)	1998.08-2003.12	-	Closed Off-Road Vehicle Engine G6AT	Center Bearing Support	513580
H-1					
-	2001-	-	-	Center Bearing Support	514818
IX35/TUCSON (10MY)					
-	2009-	Centre	-	Center Bearing Support Kit	514811S
LIBERO (HB)					
-	2000-2006	-	-	Center Bearing Support	514818
SANTA FE (BB)					
-	2000-2006	-	-	Center Bearing Support	514818
SANTA FE (CM)					
-	2006-2012	-	-	Center Bearing Support Kit	531679S
SONATA II (Y-3)					
2.0 i 16V (92 kW)	1996.06-1998.06	-	Saloon Engine G4CP-DM	Center Bearing Support Kit	531058S
TM 10 (TM)					
-	2009-	Centre	-	Center Bearing Support Kit	514811S
TUCSON					
-	2004-2010	-	-	Center Bearing Support	514793
-	2004-2010	-	-	Center Bearing Support Kit	514793S
INFINITI					
FX (S50)					
45/35	2002-2008	-	-	Center Bearing Support Kit	514791S
J30 (JPY32)					
-	1992-1997	-	-	Center Bearing Support Kit	514791S
QX4 (JR50)					
-	1996-2002	-	-	Center Bearing Support Kit	514791S
INTERNATIONAL					
100					
-	1974-	-	-	Center Bearing Support	518867
-	1974-	-	-	Center Bearing Support	518868
1000A					
-	1966-	-	-	Center Bearing Support	518867
-	1966-	-	-	Center Bearing Support	518868
1000B					
-	1967-1969	-	-	Center Bearing Support	518867
-	1967-1969	-	-	Center Bearing Support	518868
1000C					
-	1968-1969	-	-	Center Bearing Support	518867
-	1968-1969	-	-	Center Bearing Support	518868
1000D					
-	1969-1970	-	-	Center Bearing Support	518867
-	1969-1970	-	-	Center Bearing Support	518868
1010					
-	1971-1973	-	-	Center Bearing Support	518867
-	1971-1973	-	-	Center Bearing Support	518868
1100A					
-	1966-	-	-	Center Bearing Support	518867
-	1966-	-	-	Center Bearing Support	518868
1100B					
-	1967-1969	-	-	Center Bearing Support	518867
-	1967-1969	-	-	Center Bearing Support	518868



	 YEAR	FITTING POSITION	REMARKS	PRODUCT	GSP Ref.
INTERNATIONAL					
1100C					
-	1968-1969	-	-	Center Bearing Support	518867
	1968-1969	-	-	Center Bearing Support	518868
1100D					
-	1969-1970	-	-	Center Bearing Support	518867
	1969-1970	-	-	Center Bearing Support	518868
1110					
-	1971-1973	-	-	Center Bearing Support	518867
	1971-1973	-	-	Center Bearing Support	518868
1200A					
-	1966-	-	-	Center Bearing Support	518867
	1966-	-	-	Center Bearing Support	518868
1200B					
-	1967-1969	-	-	Center Bearing Support	518867
	1967-1969	-	-	Center Bearing Support	518868
1200C					
-	1968-1969	-	-	Center Bearing Support	518867
	1968-1969	-	-	Center Bearing Support	518868
1200D					
-	1969-1970	-	-	Center Bearing Support	518867
	1969-1970	-	-	Center Bearing Support	518868
1210					
-	1971-1973	-	-	Center Bearing Support	518867
	1971-1973	-	-	Center Bearing Support	518868
1300A					
-	1966-	-	-	Center Bearing Support	518867
	1966-	-	-	Center Bearing Support	518868
1300B					
-	1967-1969	-	-	Center Bearing Support	518867
	1967-1969	-	-	Center Bearing Support	518868
1300C					
-	1968-1969	-	-	Center Bearing Support	518867
	1968-1969	-	-	Center Bearing Support	518868
1300D					
-	1969-1970	-	-	Center Bearing Support	518867
	1969-1970	-	-	Center Bearing Support	518868
1310					
-	1971-1973	-	-	Center Bearing Support	518867
	1971-1973	-	-	Center Bearing Support	518868
150					
-	1975-	-	-	Center Bearing Support	518867
	1975-	-	-	Center Bearing Support	518868
	1975-	-	-	Center Bearing Support	518870
1652SC					
-	1994-	-	-	Center Bearing Support	518867
	1994-	-	-	Center Bearing Support	518868
1652UPS					
-	1990-1991	-	-	Center Bearing Support	518867
	1990-1991	-	-	Center Bearing Support	518868
	1993-	-	-	Center Bearing Support	518867
	1993-	-	-	Center Bearing Support	518868
	1995-1997	-	-	Center Bearing Support	518867
	1995-1997	-	-	Center Bearing Support	518868
200					
-	1974-1975	-	-	Center Bearing Support	518867
	1974-1975	-	-	Center Bearing Support	518868
	1975-	-	-	Center Bearing Support	518870
2275					



	 YEAR	FITTING POSITION	REMARKS	PRODUCT	GSP Ref.
INTERNATIONAL					
2275					
-	1979-1980	-	-	Center Bearing Support	518867
2276 S					
-	1983-1989	-	-	Center Bearing Support	518867
2375 S					
-	1983-1989	-	-	Center Bearing Support	518867
2554					
-	1990-1994	-	-	Center Bearing Support	518867
	1990-1994	-	-	Center Bearing Support	518868
	1999-2000	-	-	Center Bearing Support	518867
	1999-2000	-	-	Center Bearing Support	518868
2574					
-	1979-2002	-	-	Center Bearing Support	518867
	1997-	-	-	Center Bearing Support	518868
2575					
-	1979-1989	-	-	Center Bearing Support	518867
2654					
-	1991-1993	-	-	Center Bearing Support	518867
	1991-1993	-	-	Center Bearing Support	518868
	1999-2000	-	-	Center Bearing Support	518867
	1999-2000	-	-	Center Bearing Support	518868
2674					
-	1979-2002	-	-	Center Bearing Support	518867
	1999-	-	-	Center Bearing Support	518868
2675					
-	1987-1989	-	-	Center Bearing Support	518867
3000					
-	1996-2002	-	-	Center Bearing Support	518867
	1996-2002	-	-	Center Bearing Support	518868
3000FE					
-	1997-1999	-	-	Center Bearing Support	518867
	1997-1999	-	-	Center Bearing Support	518868
3000IC					
-	2000-2002	-	-	Center Bearing Support	518867
	2000-2002	-	-	Center Bearing Support	518868
3000RE					
-	2002-	-	-	Center Bearing Support	518867
	2002-	-	-	Center Bearing Support	518868
3200					
-	2002-	-	-	Center Bearing Support	518867
	2002-	-	-	Center Bearing Support	518868
3400					
-	1996-2002	-	-	Center Bearing Support	518867
	1996-2002	-	-	Center Bearing Support	518868
3600					
-	1992-1999	-	-	Center Bearing Support	518867
	1992-1999	-	-	Center Bearing Support	518868
	2001-	-	-	Center Bearing Support	518867
	2001-	-	-	Center Bearing Support	518868
3700					
-	1990-1994	-	-	Center Bearing Support	518867
	1990-1994	-	-	Center Bearing Support	518868
3800					
-	1987-	-	-	Center Bearing Support	518867
	1987-	-	-	Center Bearing Support	518868
	1990-2002	-	-	Center Bearing Support	518867
	1990-2002	-	-	Center Bearing Support	518868
3900FC					



	 YEAR	FITTING POSITION	REMARKS	PRODUCT	GSP Ref.
INTERNATIONAL					
3900FC					
-	1991-	-	-	Center Bearing Support	518868
	1991-1994	-	-	Center Bearing Support	518867
	1996-	-	-	Center Bearing Support	518867
4300LP					
-	2002-	-	-	Center Bearing Support	518867
4400LP					
-	2002-	-	-	Center Bearing Support	518867
4600LP					
-	1991-1994	-	-	Center Bearing Support	518867
4600UH					
-	1990-	-	-	Center Bearing Support	518867
4700					
-	1990-1994	-	-	Center Bearing Support	518867
	1996-	-	-	Center Bearing Support	518867
	2000-2001	-	-	Center Bearing Support	518867
4700LP					
-	1990-2002	-	-	Center Bearing Support	518867
4700LPX					
-	1995-2002	-	-	Center Bearing Support	518867
4800					
-	1990-1994	-	-	Center Bearing Support	518867
4900					
-	1990-1994	-	-	Center Bearing Support	518867
5000					
-	1990-1994	-	-	Center Bearing Support	518867
5500I					
-	2000-2002	-	-	Center Bearing Support	518867
5600I					
-	2000-	-	-	Center Bearing Support	518867
	2002-	-	-	Center Bearing Support	518867
5900I SBA					
-	2000-2002	-	-	Center Bearing Support	518867
7100					
-	1990-1992	-	-	Center Bearing Support	518867
7300					
-	2002-	-	-	Center Bearing Support	518867
8100					
-	1990-2002	-	-	Center Bearing Support	518867
8200					
-	1990-1997	-	-	Center Bearing Support	518867
8300					
-	1988-1994	-	-	Center Bearing Support	518867
900A					
-	1966-1967	-	-	Center Bearing Support	518867
	1966-1967	-	-	Center Bearing Support	518868
908B					
-	1967-1969	-	-	Center Bearing Support	518867
	1967-1969	-	-	Center Bearing Support	518868
908C					
-	1968-1969	-	-	Center Bearing Support	518867
	1968-1969	-	-	Center Bearing Support	518868
9100 SBA					
-	1998-1999	-	-	Center Bearing Support	518867
9100I SBA					
-	2000-2002	-	-	Center Bearing Support	518867
9200 SBA					
-	1995-1999	-	-	Center Bearing Support	518867


 YEAR	 YEAR	FITTING POSITION	REMARKS	PRODUCT	GSP Ref.
INTERNATIONAL					
9200I SBA					
-	2000-2002	-	-	Center Bearing Support	518867
9300					
-	1988-1998	-	-	Center Bearing Support	518867
9370					
-	1985-1987	-	-	Center Bearing Support	518867
9400					
-	1990-1999	-	-	Center Bearing Support	518867
9400I SBA					
-	2000-2002	-	-	Center Bearing Support	518867
9600					
-	1989-1996	-	-	Center Bearing Support	518867
9700					
-	1989-1996	-	-	Center Bearing Support	518867
9800 SBA					
-	1996-1999	-	-	Center Bearing Support	518867
9900 SFA					
-	1999-	-	-	Center Bearing Support	518867
9900I SFA					
-	2000-2002	-	-	Center Bearing Support	518867
9900IX SFA					
-	2001-2002	-	-	Center Bearing Support	518867
A100 TRUCK					
-	1958-	-	-	Center Bearing Support	518867
	1958-	-	-	Center Bearing Support	518868
A102					
-	1958-	-	-	Center Bearing Support	518867
	1958-	-	-	Center Bearing Support	518868
A110					
-	1958-	-	-	Center Bearing Support	518867
	1958-	-	-	Center Bearing Support	518868
A112					
-	1958-	-	-	Center Bearing Support	518867
	1958-	-	-	Center Bearing Support	518868
A120					
-	1958-	-	-	Center Bearing Support	518867
	1958-	-	-	Center Bearing Support	518868
A122					
-	1958-	-	-	Center Bearing Support	518867
	1958-	-	-	Center Bearing Support	518868
A130					
-	1958-	-	-	Center Bearing Support	518867
	1958-	-	-	Center Bearing Support	518868
A132					
-	1958-	-	-	Center Bearing Support	518867
	1958-	-	-	Center Bearing Support	518868
AB120					
-	1958-1965	-	-	Center Bearing Support	518867
	1958-1965	-	-	Center Bearing Support	518868
AB1200					
-	1965-	-	-	Center Bearing Support	518867
	1965-	-	-	Center Bearing Support	518868
AB140					
-	1960-1965	-	-	Center Bearing Support	518867
	1960-1965	-	-	Center Bearing Support	518868
AB1400					
-	1965-	-	-	Center Bearing Support	518867
	1965-	-	-	Center Bearing Support	518868


	 YEAR	FITTING POSITION	REMARKS	PRODUCT	GSP Ref.
INTERNATIONAL					
AM120					
-	1958-1965	-	-	Center Bearing Support	518867
	1958-1965	-	-	Center Bearing Support	518868
AM130					
-	1958-1965	-	-	Center Bearing Support	518867
	1958-1965	-	-	Center Bearing Support	518868
AM132					
-	1958-1960	-	-	Center Bearing Support	518867
	1958-1960	-	-	Center Bearing Support	518868
AM150					
-	1960-1964	-	-	Center Bearing Support	518867
	1960-1964	-	-	Center Bearing Support	518868
AM80					
-	1958-	-	-	Center Bearing Support	518867
	1958-	-	-	Center Bearing Support	518868
	1961-1962	-	-	Center Bearing Support	518867
	1961-1962	-	-	Center Bearing Support	518868
B100					
-	1959-1960	-	-	Center Bearing Support	518868
	1969-1960	-	-	Center Bearing Support	518867
B102					
-	1959-1960	-	-	Center Bearing Support	518868
	1969-1960	-	-	Center Bearing Support	518867
B110					
-	1959-1960	-	-	Center Bearing Support	518868
	1969-1960	-	-	Center Bearing Support	518867
B112					
-	1959-1960	-	-	Center Bearing Support	518868
	1969-1960	-	-	Center Bearing Support	518867
B120					
-	1959-1960	-	-	Center Bearing Support	518868
	1969-1960	-	-	Center Bearing Support	518867
B122					
-	1959-1960	-	-	Center Bearing Support	518868
	1969-1960	-	-	Center Bearing Support	518867
B130					
-	1959-1960	-	-	Center Bearing Support	518868
	1969-1960	-	-	Center Bearing Support	518867
B132					
-	1959-1960	-	-	Center Bearing Support	518868
	1969-1960	-	-	Center Bearing Support	518867
C100					
-	1961-1962	-	-	Center Bearing Support	518867
	1961-1962	-	-	Center Bearing Support	518868
C1000					
-	1963-1964	-	-	Center Bearing Support	518867
	1963-1964	-	-	Center Bearing Support	518868
C102					
-	1961-1962	-	-	Center Bearing Support	518867
	1961-1962	-	-	Center Bearing Support	518868
C110					
-	1961-1962	-	-	Center Bearing Support	518867
	1961-1962	-	-	Center Bearing Support	518868
C1100					
-	1963-1964	-	-	Center Bearing Support	518867
	1963-1964	-	-	Center Bearing Support	518868
C112					
-	1961-1962	-	-	Center Bearing Support	518867


	 YEAR	FITTING POSITION	REMARKS	PRODUCT	GSP Ref.
INTERNATIONAL					
C112					
-	1961-1962	-	-	Center Bearing Support	518868
C120					
-	1961-1962	-	-	Center Bearing Support	518867
-	1961-1962	-	-	Center Bearing Support	518868
C1200					
-	1963-1964	-	-	Center Bearing Support	518867
-	1963-1964	-	-	Center Bearing Support	518868
C122					
-	1961-1962	-	-	Center Bearing Support	518867
-	1961-1962	-	-	Center Bearing Support	518868
C130					
-	1961-1962	-	-	Center Bearing Support	518867
-	1961-1962	-	-	Center Bearing Support	518868
C1300					
-	1963-1964	-	-	Center Bearing Support	518867
-	1963-1964	-	-	Center Bearing Support	518868
C132					
-	1961-1962	-	-	Center Bearing Support	518867
-	1961-1962	-	-	Center Bearing Support	518868
C900					
-	1964-	-	-	Center Bearing Support	518867
-	1964-	-	-	Center Bearing Support	518868
CARGOSTAR					
-	1980-1986	-	-	Center Bearing Support	518867
-	1980-1986	-	-	Center Bearing Support	518868
CM110					
-	1962-1965	-	-	Center Bearing Support	518867
-	1962-1965	-	-	Center Bearing Support	518868
CM75					
-	1962-1965	-	-	Center Bearing Support	518867
-	1962-1965	-	-	Center Bearing Support	518868
CM80					
-	1962-1965	-	-	Center Bearing Support	518867
-	1962-1965	-	-	Center Bearing Support	518868
CO9670					
-	1982-1988	-	-	Center Bearing Support	518867
COF5870 PAYSTAR					
-	1987-1988	-	-	Center Bearing Support	518867
COF9670					
-	1982-1988	-	-	Center Bearing Support	518867
D1000					
-	1965-	-	-	Center Bearing Support	518867
-	1965-	-	-	Center Bearing Support	518868
D1100					
-	1965-	-	-	Center Bearing Support	518867
-	1965-	-	-	Center Bearing Support	518868
D1200					
-	1965-	-	-	Center Bearing Support	518867
-	1965-	-	-	Center Bearing Support	518868
D1300					
-	1965-	-	-	Center Bearing Support	518867
-	1965-	-	-	Center Bearing Support	518868
D300					
-	1965-	-	-	Center Bearing Support	518867
-	1965-	-	-	Center Bearing Support	518868
D900					
-	1965-	-	-	Center Bearing Support	518867

	 YEAR	FITTING POSITION	REMARKS	PRODUCT	GSP Ref.
INTERNATIONAL					
D900					
-	1965-	-	-	Center Bearing Support	518868
DM10					
-	1972-	-	-	Center Bearing Support	518867
-	1972-	-	-	Center Bearing Support	518868
F1954					
-	1986-	-	-	Center Bearing Support	518867
F2275					
-	1979-1989	-	-	Center Bearing Support	518867
F2276 S					
-	1983-1989	-	-	Center Bearing Support	518867
F2375 S					
-	1983-1989	-	-	Center Bearing Support	518867
F2574					
-	1979-1989	-	-	Center Bearing Support	518867
F2575					
-	1982-1989	-	-	Center Bearing Support	518867
F2674					
-	1979-1989	-	-	Center Bearing Support	518867
F2675					
-	1987-1989	-	-	Center Bearing Support	518867
F9370					
-	1985-1987	-	-	Center Bearing Support	518867
G1904					
-	1984-	-	-	Center Bearing Support	518867
G1954					
-	1987-	-	-	Center Bearing Support	518867
G2105					
-	1984-	-	-	Center Bearing Support	518867
GENESIS RE					
-	1996-2002	-	-	Center Bearing Support	518867
M SERIES VAN					
-	1961-1967	-	-	Center Bearing Support	518867
-	1961-1967	-	-	Center Bearing Support	518868
M1100					
-	1965-1972	-	-	Center Bearing Support	518867
-	1965-1972	-	-	Center Bearing Support	518868
M1200					
-	1965-1972	-	-	Center Bearing Support	518867
-	1965-1972	-	-	Center Bearing Support	518868
M1400					
-	1965-1967	-	-	Center Bearing Support	518867
-	1965-1967	-	-	Center Bearing Support	518868
-	1969-	-	-	Center Bearing Support	518867
-	1969-	-	-	Center Bearing Support	518868
M1400 METRO II					
-	1987-1990	-	-	Center Bearing Support	518867
-	1987-1990	-	-	Center Bearing Support	518868
M1600 METRO II					
-	1987-1990	-	-	Center Bearing Support	518867
-	1987-1990	-	-	Center Bearing Support	518868
M700					
-	1965-1967	-	-	Center Bearing Support	518867
-	1965-1967	-	-	Center Bearing Support	518868
M800					
-	1965-1971	-	-	Center Bearing Support	518867
-	1965-1971	-	-	Center Bearing Support	518868



	 YEAR	FITTING POSITION	REMARKS	PRODUCT	GSP Ref.
INTERNATIONAL					
M800 NAVY					
-	1969-	-	-	Center Bearing Support	518867
-	1969-	-	-	Center Bearing Support	518868
M800 POST OFFICE					
-	1969-1972	-	-	Center Bearing Support	518867
-	1969-1972	-	-	Center Bearing Support	518868
MA1200					
-	1967-1971	-	-	Center Bearing Support	518867
-	1967-1971	-	-	Center Bearing Support	518868
MHC1310					
-	1974-	-	-	Center Bearing Support	518867
-	1974-	-	-	Center Bearing Support	518868
MS					
-	1975-	-	-	Center Bearing Support	518867
-	1975-	-	-	Center Bearing Support	518868
-	1975-	-	-	Center Bearing Support	518870
MS1210					
-	1972-1974	-	-	Center Bearing Support	518867
-	1972-1974	-	-	Center Bearing Support	518868
S1624					
-	1980-1982	-	-	Center Bearing Support	518867
S1654					
-	1984-1989	-	-	Center Bearing Support	518867
S1654LP					
-	1988-1989	-	-	Center Bearing Support	518867
S1723					
-	1980-1985	-	-	Center Bearing Support	518867
S1724					
-	1980-1984	-	-	Center Bearing Support	518867
S1753					
-	1984-1989	-	-	Center Bearing Support	518867
S1754					
-	1981-1989	-	-	Center Bearing Support	518867
S1823					
-	1980-1982	-	-	Center Bearing Support	518867
S1824					
-	1980-1985	-	-	Center Bearing Support	518867
S1853					
-	1981-1989	-	-	Center Bearing Support	518867
S1853FC					
-	1987-1989	-	-	Center Bearing Support	518867
S1854					
-	1981-1989	-	-	Center Bearing Support	518867
S1924					
-	1980-1982	-	-	Center Bearing Support	518867
S1925					
-	1980-1982	-	-	Center Bearing Support	518867
S1954					
-	1981-1990	-	-	Center Bearing Support	518867
S1955					
-	1981-1989	-	-	Center Bearing Support	518867
S2125					
-	1980-1981	-	-	Center Bearing Support	518867
S2155					
-	1984-1989	-	-	Center Bearing Support	518867
S2276					
-	1987-	-	-	Center Bearing Support	518867
S2375					



 YEAR	FITTING POSITION	REMARKS	PRODUCT	GSP Ref.	
INTERNATIONAL					
S2375					
-	1984-	-	-	Center Bearing Support	518867
-	1986-	-	-	Center Bearing Support	518867
-	1988-	-	-	Center Bearing Support	518867
S2524					
-	1980-1982	-	-	Center Bearing Support	518867
S2554					
-	1981-1989	-	-	Center Bearing Support	518867
SCOUT					
-	1961-1971	-	-	Center Bearing Support	518867
-	1961-1971	-	-	Center Bearing Support	518868
SCOUT II					
-	1971-1980	-	-	Center Bearing Support	518867
-	1971-1980	-	-	Center Bearing Support	518868
-	1975-1980	-	-	Center Bearing Support	518870
TRAVEL-					
-	1975-	-	-	Center Bearing Support	518867
-	1975-	-	-	Center Bearing Support	518868
-	1975-	-	-	Center Bearing Support	518870
ISUZU					
-	-	-	-	Center Bearing Support	513579
AMIGO					
-	1998-2000	-	-	Center Bearing Support	518870
CAMPO (KB) 2.5D4WD(55kW)	1983.01-1990.12	-	Pickup Engine 4JA1	Center Bearing Support	513572
HOMBRE					
-	1996-2000	-	-	Center Bearing Support	518870
KB20					
-	1984-1989	-	-	Center Bearing Support	513574
N-SERIE NKR 69S NPR 69M NPR 69L					
-	1998.01-2001.12	-	-	Center Bearing Support	514783
N-Serie NKR 69S,NPR 69M,NPR 69L					
-	1998.01-2001.12	-	-	Center Bearing Support	531766
OASIS					
-	1996-1999	-	-	Center Bearing Support	518870
PICKUP					
-	1988-1993	-	-	Center Bearing Support	518905
RODEO					
-	1998-2001	-	-	Center Bearing Support	518870
RODEO (8DH) 2.5 D 4x4 (74 kW) 3.0 DiTD 4x4 (96 kW)	2002.05- 2002.05-	- -	Pickup Engine 4JA1-TC Pickup Engine 4JH1-TC	Center Bearing Support Center Bearing Support	530764 530764
TROOPER					
-	1984-1989	-	-	Center Bearing Support	513574
-	1996-2001	-	-	Center Bearing Support	518870
TROOPER I (UBS) BIGHORN					
2.2 D (39 kW)	1984.05-1989.12	-	Closed Off-Road Vehicle Engine C223	Center Bearing Support	513573
2.8 TD (71 kW)	1987.10-1991.12	-	All-wheel Drive Closed Off-Road Vehicle Engine 4JB1T	Center Bearing Support	513573
2.8 TD (78 kW)	1988.10-1991.12	-	All-wheel Drive Closed Off-Road Vehicle Engine 4JB1-TC	Center Bearing Support	513573
VEHICROSS					
-	1999-2001	-	-	Center Bearing Support	518870
IVECO					
DAILY II 35-10 (68 kW)	1989.01-1996.12 1996.09-1998.08	- -	Platform/Chassis Engine 8140.97.2781 Box Body / Estate Engine 8140.97.2781	Center Bearing Support Center Bearing Support	531049 531049



 YEAR	FITTING POSITION	REMARKS	PRODUCT	GSP Ref.
IVECO				
DAILY II				
35-10 (76 kW)	1989.01-1996.12 -	Platform/Chassis Engine 8140.47R.2790	Center Bearing Support	531049
	1989.01-1998.08 -	Box Body / Estate Engine 8140.47R.2790	Center Bearing Support	531049
	1996.01-1999.05 -	Box Body / Estate Engine 8140.23.	Center Bearing Support	531049
	1996.01-1999.05 -	Platform/Chassis Engine 8140.23.	Center Bearing Support	531049
35-10 (80 kW)	1989.01-1996.12 -	Platform/Chassis Engine 8140.47R	Center Bearing Support	531049
	1989.01-1998.08 -	Box Body / Estate Engine 8140.47R	Center Bearing Support	531049
35-12 (85 kW)	1990.01-1996.04 -	Box Body / Estate Engine 8140.47.2700	Center Bearing Support	531049
	1990.01-1996.04 -	Platform/Chassis Engine 8140.47.2700	Center Bearing Support	531049
35-12 (90 kW)	1996.05-1999.05 -	Platform/Chassis Engine 8140.43.	Center Bearing Support	531049
49-10 (76 kW)	1996.05-1999.05 -	Platform/Chassis Engine 8140.23.	Center Bearing Support	531049
49-12 (85 kW)	1990.06-1996.04 -	Platform/Chassis Engine 8140.47.2711/8140.47.2721	Center Bearing Support	531049
49-12 (90 kW)	1996.05-1999.05 -	Platform/Chassis Engine 8140.43.	Center Bearing Support	531049
49-12 V (85 kW)	1990.06-1996.04 -	Box Body / Estate Engine 8140.47.2711/8140.47.2721	Center Bearing Support	531049
49-12 V (90 kW)	1996.05-1999.05 -	Box Body / Estate Engine 8140.43.	Center Bearing Support	531049
59-12 2.5 (85 kW)	1991.05-1996.04 -	Platform/Chassis Engine 8140.47.2700/8140.47.2711	Center Bearing Support	531049
59-12 2.5 V (85 kW)	1991.05-1996.04 -	Box Body / Estate Engine 8140.47.2711/8140.47.2700	Center Bearing Support	531049
59-12 2.8 (90 kW)	1996.05-1999.05 -	Platform/Chassis Engine 8140.43.	Center Bearing Support	531049
59-12 2.8 V (90 kW)	1996.05-1999.05 -	Box Body / Estate Engine 8140.43.	Center Bearing Support	531049
A 40-12 (90 kW)	1996.05-1999.05 -	Bus Engine 8140.43.	Center Bearing Support	531049
A 45-10 (76 kW)	1996.05-1999.05 -	Bus Engine 8140.23.	Center Bearing Support	531049
A 45-12 (85 kW)	1990.06-1996.04 -	Bus Engine 8140.47.2711/8140.47.2721	Center Bearing Support	531049
A 45-12 (90 kW)	1996.05-1999.05 -	Bus Engine 8140.43.	Center Bearing Support	531049
JEEP				
WRANGLER II (TJ)				
4.0 (130 kW)	1996.08-2007.04 -	Open Off-Road Vehicle Engine S01	Center Bearing Support Kit	531058S
KENWORTH				
13-210				
-	1988-1989 -	-	Center Bearing Support	518868
22-210				
-	1989- -	-	Center Bearing Support	518868
K130				
-	1987-1991 -	-	Center Bearing Support	518868
K150				
-	1990-1991 -	-	Center Bearing Support	518868
K220				
-	1988-1991 -	-	Center Bearing Support	518868
KIA				
CLARUS (K9A)				
1.8 i 16V (85 kW)	1996.07- -	Saloon Engine T8	Center Bearing Support Kit	531058S
2.0 i 16V (98 kW)	1996.07- -	Saloon Engine FE	Center Bearing Support Kit	531058S
PICANTO (TA)				
1.2 (63 kW)	2011.09- -	Hatchback Engine G4LA	Center Bearing Support Kit	531058S
SORENTO				
-	2003-2006 -	-	Center Bearing Support	519573
SORENTO (XM)				
-	2009- Centre	-	Center Bearing Support Kit	514811S
SPORTAGE				
-	2004-2010 -	-	Center Bearing Support	514793
	2004-2010 -	-	Center Bearing Support Kit	514793S
SPORTAGE (FQ)				
-	2008- -	-	Center Bearing Support	514793
	2008- -	-	Center Bearing Support Kit	514793S
SPORTAGE (SL)				
-	2010- Centre	-	Center Bearing Support Kit	514811S



	 YEAR	FITTING POSITION	REMARKS	PRODUCT	GSP Ref.
LANCIA					
MUSA (350)					
1.4 (70 kW)	2004.10-	-	MPV Engine 843A1.000	Center Bearing Support Kit	531058S
THEMA (LX)					
3.0 D (140 kW)	2011.09-	-	Saloon Engine EXF	Center Bearing Support Kit	531058S
3.0 D (176 kW)	2011.09-	-	Saloon Engine EXF	Center Bearing Support Kit	531058S
Y10 (156)					
1.1 i.e. Fire (37 kW)	1992.09-1995.12	-	Hatchback Engine 156C.046	Center Bearing Support	518107
ZETA (220)					
2.1 TD (80 kW)	1996.05-1999.09	-	MPV Engine P8C	Center Bearing Support Kit	531058S
LAND ROVER					
DISCOVERY III					
-	2005-2009	-	-	Center Bearing Support	514799
DISCOVERY IV					
-	2010-	-	-	Center Bearing Support	514799
FREELANDER I					
-	1996-2006	Centre	-	Center Bearing Support Kit	514798S
RANGE ROVER III (LM)					
5.0 4x4 (276 kW)	2009.09-2012.08	-	Closed Off-Road Vehicle Engine 508PN	Center Bearing Support Kit	531058S
LEXUS					
300H AYZ1#					
-	2014-	-	-	Center Bearing Support Kit	519035S
300H ZGZ1#					
-	2014-	-	-	Center Bearing Support Kit	519035S
GS					
460/430/350	2005-2011	Centre	-	Center Bearing Support Kit	514813S
GS (GRS190)					
300/350/430	2005-2011	Centre	-	Center Bearing Support Kit	514813S
GS (GRS195)					
300/350/430/4WD	2005-2011	Centre	-	Center Bearing Support Kit	514813S
GS (GRS196)					
430/350/4WD	2005-2011	Centre	-	Center Bearing Support Kit	514813S
GS (JZS160)					
300/400/430	1997-2005	-	-	Center Bearing Support	517627
300/430	1997-2005	-	-	Center Bearing Support	517627
IS (GSE20)					
250/220D	2005-2012	Centre	-	Center Bearing Support Kit	514813S
250/350	2005-2012	Centre	-	Center Bearing Support Kit	514813S
IS (GSE22)					
300	2006-2012	Centre	-	Center Bearing Support Kit	514813S
IS (GSE25)					
250/350/4WD	2005-2012	Centre	-	Center Bearing Support Kit	514813S
IS (GXE10,JCE10)					
200/300	1999-2005	-	-	Center Bearing Support Kit	513040S
IS200 GXE10					
-	1999-2005	-	-	Center Bearing Support	513040
IS200 JCE10					
-	1999-2005	-	-	Center Bearing Support	513040
IS300 GXE10					
-	1999-2005	-	-	Center Bearing Support	513040
IS300 JCE10					
-	1999-2005	-	-	Center Bearing Support	513040
LS/CELSIOR (UCF10)					
400	1989-1994	-	-	Center Bearing Support	517626
LS/CELSIOR (UCF20)					
400	1994-2000	-	-	Center Bearing Support	517628
LS/CELSIOR (UCF30)					



	 YEAR	FITTING POSITION	REMARKS	PRODUCT	GSP Ref.
LEXUS					
LS/CELSIOR (UCF30) 430	2000-2006	-	-	Center Bearing Support	517627
NX200 AYZ1# -	2014-	-	-	Center Bearing Support Kit	519035S
NX200 ZGZ1# -	2014-	-	-	Center Bearing Support Kit	519035S
RX (GGL15) 270/350/450H4WD	2008-	-	-	Center Bearing Support Kit	514789S
RX (MCU15) 3004WD	1998-2003	-	-	Center Bearing Support Kit	514789S
RX (MCU35,GSU35) 300/330/3504WD	2003-2008	-	-	Center Bearing Support Kit	514789S
RX (MCU35,MCU38) 300/330/3504WD	2003-2006	-	-	Center Bearing Support Kit	514789S
MAZDA					
5 (CW) 1.6 CD (85 kW)	2010.09-	-	MPV	Center Bearing Support Kit	531058S
B1600 -	1985.01-	-	-	Center Bearing Support	513569
B2000 -	1985.01-	-	-	Center Bearing Support	513569
B2000/B2200 -	1989-1994	-	-	Center Bearing Support	517682
B2200 -	1985.01- 1996-	- -	- -	Center Bearing Support Center Bearing Support Kit	513569 517683S
B2500 -	2002-	-	-	Center Bearing Support Kit	517683S
B2500/B2600 (UF) -	1996- 1996-	- -	- -	Center Bearing Support Center Bearing Support Kit	517682 517683S
B2600 -	1985.01-	-	-	Center Bearing Support	513569
BT-50 (UN) -	2006-2011 2006-2011	- Centre	- -	Center Bearing Support Kit Center Bearing Support Kit	517683S 514806S
CX-7 (ER) -	2006-2012 2006-2012	- -	- -	Center Bearing Support Center Bearing Support	514812 514814
CX-9 (TB) -	2007-2013 2007-2013	- Centre	- -	Center Bearing Support Center Bearing Support	514810 514815
THUNDER -	-	-	-	Center Bearing Support	513570
MERCEDES BENZ					
-	-	-	-	Center Bearing Support	510489
-	-	-	-	Center Bearing Support	512669
190 (W201) 2.0 (66 kW)	1982.10-1984.10	-	Saloon Engine M102.921	Center Bearing Support	510453
	1982.10-1984.10	-	Saloon Engine M102.921	Joint,Propeller Shaft	510458
	1982.10-1984.10	-	Saloon Engine M102.921	Joint,Propeller Shaft	510460
	1982.10-1984.10	-	Saloon Engine M102.921	Joint,Propeller Shaft Kit	510459S
	1982.10-1984.10	Front	Saloon Engine M102.921	Joint,Propeller Shaft Kit	518077S
2.0 (75 kW)	1986.01-1990.05	-	Saloon Engine M102.924	Center Bearing Support	510453
	1986.01-1990.05	-	Saloon Engine M102.924	Joint,Propeller Shaft	510436



	 YEAR	FITTING POSITION	REMARKS	PRODUCT	GSP Ref.
MERCEDES BENZ					
190 (W201)					
2.0 (75 kW)	1986.01-1990.05	-	Saloon Engine M102.924	Joint,Propeller Shaft	510458
	1986.01-1990.05	-	Saloon Engine M102.924	Joint,Propeller Shaft	510460
	1986.01-1990.05	-	Saloon Engine M102.924	Joint,Propeller Shaft	510469
	1986.01-1990.05	-	Saloon Engine M102.924	Joint,Propeller Shaft Kit	510459S
	1986.01-1990.05	Front	Saloon Engine M102.924	Joint,Propeller Shaft Kit	510434S
	1986.01-1990.05	Front	Saloon Engine M102.924	Joint,Propeller Shaft Kit	518077S
2.0 (77 kW)	1984.09-1990.05	-	Saloon Engine M102.924	Center Bearing Support	510453
	1984.09-1990.05	-	Saloon Engine M102.924	Joint,Propeller Shaft	510436
	1984.09-1990.05	-	Saloon Engine M102.924	Joint,Propeller Shaft	510458
	1984.09-1990.05	-	Saloon Engine M102.924	Joint,Propeller Shaft	510460
	1984.09-1990.05	-	Saloon Engine M102.924	Joint,Propeller Shaft Kit	510459S
	1984.09-1990.05	Front	Saloon Engine M102.924	Joint,Propeller Shaft Kit	510434S
	1984.09-1990.05	Front	Saloon Engine M102.924	Joint,Propeller Shaft Kit	518077S
2.0 D (53 kW)	1983.08-1989.08	-	Saloon Engine OM601.911	Center Bearing Support	510453
	1983.08-1989.08	-	Saloon Engine OM601.911	Joint,Propeller Shaft	510436
	1983.08-1989.08	-	Saloon Engine OM601.911	Joint,Propeller Shaft	510458
	1983.08-1989.08	-	Saloon Engine OM601.911	Joint,Propeller Shaft	510460
	1983.08-1989.08	-	Saloon Engine OM601.911	Joint,Propeller Shaft	510463
	1983.08-1989.08	-	Saloon Engine OM601.911	Joint,Propeller Shaft	510469
	1983.08-1989.08	-	Saloon Engine OM601.911	Joint,Propeller Shaft	510569
	1983.08-1989.08	-	Saloon Engine OM601.911	Joint,Propeller Shaft Kit	510459S
	1983.08-1989.08	-	Saloon Engine OM601.911	Joint,Propeller Shaft Kit	510570S
	1983.08-1989.08	Front	Saloon Engine OM601.911	Joint,Propeller Shaft Kit	510434S
2.0 D (55 kW)	1989.08-1993.08	-	Saloon Engine OM601.911	Center Bearing Support	510453
	1989.08-1993.08	-	Saloon Engine OM601.911	Joint,Propeller Shaft	510436
	1989.08-1993.08	-	Saloon Engine OM601.911	Joint,Propeller Shaft	510458
	1989.08-1993.08	-	Saloon Engine OM601.911	Joint,Propeller Shaft	510460
	1989.08-1993.08	-	Saloon Engine OM601.911	Joint,Propeller Shaft	510463
	1989.08-1993.08	-	Saloon Engine OM601.911	Joint,Propeller Shaft	510469
	1989.08-1993.08	-	Saloon Engine OM601.911	Joint,Propeller Shaft	510569
	1989.08-1993.08	-	Saloon Engine OM601.911	Joint,Propeller Shaft Kit	510459S
	1989.08-1993.08	-	Saloon Engine OM601.911	Joint,Propeller Shaft Kit	510570S
	1989.08-1993.08	Front	Saloon Engine OM601.911	Joint,Propeller Shaft Kit	510434S
2.5 D (66 kW)	1985.04-1993.08	-	Saloon Engine OM602.911	Center Bearing Support	510453
	1985.04-1993.08	-	Saloon Engine OM602.911	Joint,Propeller Shaft	510436
	1985.04-1993.08	-	Saloon Engine OM602.911	Joint,Propeller Shaft	510458
	1985.04-1993.08	-	Saloon Engine OM602.911	Joint,Propeller Shaft	510460
	1985.04-1993.08	-	Saloon Engine OM602.911	Joint,Propeller Shaft	510463
	1985.04-1993.08	-	Saloon Engine OM602.911	Joint,Propeller Shaft	510569
	1985.04-1993.08	-	Saloon Engine OM602.911	Joint,Propeller Shaft Kit	510570S
	1985.04-1993.08	Front	Saloon Engine OM602.911	Joint,Propeller Shaft Kit	510434S
	1985.04-1993.08	Front	Saloon Engine OM602.911	Joint,Propeller Shaft Kit	518077S
2.5 D (69 kW)	1989.08-1993.08	-	Saloon Engine OM602.911	Center Bearing Support	510453
	1989.08-1993.08	-	Saloon Engine OM602.911	Joint,Propeller Shaft	510436
	1989.08-1993.08	-	Saloon Engine OM602.911	Joint,Propeller Shaft	510458
	1989.08-1993.08	-	Saloon Engine OM602.911	Joint,Propeller Shaft	510460
	1989.08-1993.08	-	Saloon Engine OM602.911	Joint,Propeller Shaft	510463
	1989.08-1993.08	-	Saloon Engine OM602.911	Joint,Propeller Shaft	510569
	1989.08-1993.08	-	Saloon Engine OM602.911	Joint,Propeller Shaft Kit	510570S
	1989.08-1993.08	Front	Saloon Engine OM602.911	Joint,Propeller Shaft Kit	510434S
	1989.08-1993.08	Front	Saloon Engine OM602.911	Joint,Propeller Shaft Kit	518077S
2.5 Turbo-D (93 kW)	1988.02-1993.08	-	Saloon Engine OM602.961	Center Bearing Support	510453
	1988.02-1993.08	-	Saloon Engine OM602.961	Joint,Propeller Shaft	510436
	1988.02-1993.08	-	Saloon Engine OM602.961	Joint,Propeller Shaft	510463
	1988.02-1993.08	-	Saloon Engine OM602.961	Joint,Propeller Shaft	510569
	1988.02-1993.08	-	Saloon Engine OM602.961	Joint,Propeller Shaft Kit	510570S
	1988.02-1993.08	Front	Saloon Engine OM602.961	Joint,Propeller Shaft Kit	510434S



	 YEAR	FITTING POSITION	REMARKS	PRODUCT	GSP Ref.
MERCEDES BENZ					
190 (W201)					
2.5Turbo-D(90kW)	1988.02-1993.08	-	Saloon Engine OM602.961	Joint,Propeller Shaft	510569
	1988.02-1993.08	-	Saloon Engine OM602.961	Joint,Propeller Shaft Kit	510570S
E 1.8 (80 kW)	1990.04-1993.08	-	Saloon Engine M102.910	Center Bearing Support	510453
	1990.04-1993.08	-	Saloon Engine M102.910	Joint,Propeller Shaft	510460
	1990.04-1993.08	-	Saloon Engine M102.910	Joint,Propeller Shaft	510469
	1990.04-1993.08	-	Saloon Engine M102.910	Joint,Propeller Shaft	510569
	1990.04-1993.08	-	Saloon Engine M102.910	Joint,Propeller Shaft Kit	510459S
	1990.04-1993.08	-	Saloon Engine M102.910	Joint,Propeller Shaft Kit	510570S
E 2.0 (83 kW)	1985.02-1986.12	-	Saloon Engine M102.961/102.962	Center Bearing Support	510453
	1985.02-1986.12	-	Saloon Engine M102.961/102.962	Joint,Propeller Shaft	510436
	1985.02-1986.12	-	Saloon Engine M102.961/102.962	Joint,Propeller Shaft	510458
	1985.02-1986.12	-	Saloon Engine M102.961/102.962	Joint,Propeller Shaft	510460
	1985.02-1986.12	-	Saloon Engine M102.961/102.962	Joint,Propeller Shaft	510469
	1985.02-1986.12	-	Saloon Engine M102.961/102.962	Joint,Propeller Shaft Kit	510459S
	1985.02-1986.12	Front	Saloon Engine M102.961/102.962	Joint,Propeller Shaft Kit	510434S
	1985.02-1986.12	Front	Saloon Engine M102.961/102.962	Joint,Propeller Shaft Kit	518077S
E 2.0 (87 kW)	1985.01-1993.08	-	Saloon Engine M102.962	Center Bearing Support	510453
	1985.01-1993.08	-	Saloon Engine M102.962	Joint,Propeller Shaft	510436
	1985.01-1993.08	-	Saloon Engine M102.962	Joint,Propeller Shaft	510458
	1985.01-1993.08	-	Saloon Engine M102.962	Joint,Propeller Shaft	510460
	1985.01-1993.08	-	Saloon Engine M102.962	Joint,Propeller Shaft	510569
	1985.01-1993.08	-	Saloon Engine M102.962	Joint,Propeller Shaft Kit	510459S
	1985.01-1993.08	-	Saloon Engine M102.962	Joint,Propeller Shaft Kit	510570S
	1985.01-1993.08	Front	Saloon Engine M102.962	Joint,Propeller Shaft Kit	510434S
	1985.01-1993.08	Front	Saloon Engine M102.962	Joint,Propeller Shaft Kit	518077S
E 2.0 (90 kW)	1982.10-1993.06	-	Saloon Engine M102.961/102.962	Center Bearing Support	510453
	1982.10-1993.06	-	Saloon Engine M102.961/102.962	Joint,Propeller Shaft	510436
	1982.10-1993.06	-	Saloon Engine M102.961/102.962	Joint,Propeller Shaft	510458
	1982.10-1993.06	-	Saloon Engine M102.961/102.962	Joint,Propeller Shaft	510460
	1982.10-1993.06	-	Saloon Engine M102.961/102.962	Joint,Propeller Shaft	510469
	1982.10-1993.06	-	Saloon Engine M102.961/102.962	Joint,Propeller Shaft	510569
	1982.10-1993.06	-	Saloon Engine M102.961/102.962	Joint,Propeller Shaft Kit	510459S
	1982.10-1993.06	-	Saloon Engine M102.961/102.962	Joint,Propeller Shaft Kit	510570S
	1982.10-1993.06	Front	Saloon Engine M102.961/102.962	Joint,Propeller Shaft Kit	510434S
	1982.10-1993.06	Front	Saloon Engine M102.961/102.962	Joint,Propeller Shaft Kit	518077S
E 2.3 (100 kW)	1986.10-1993.08	-	Saloon Engine M102.985	Center Bearing Support	510453
	1986.10-1993.08	-	Saloon Engine M102.985	Joint,Propeller Shaft	510436
	1986.10-1993.08	-	Saloon Engine M102.985	Joint,Propeller Shaft	510569
	1986.10-1993.08	-	Saloon Engine M102.985	Joint,Propeller Shaft Kit	510570S
	1986.10-1993.08	Front	Saloon Engine M102.985	Joint,Propeller Shaft Kit	510434S
E 2.3 (97 kW)	1986.09-1991.08	-	Saloon Engine M102.985	Center Bearing Support	510453
	1986.09-1991.08	-	Saloon Engine M102.985	Joint,Propeller Shaft	510436
	1986.09-1991.08	-	Saloon Engine M102.985	Joint,Propeller Shaft	510569
	1986.09-1991.08	-	Saloon Engine M102.985	Joint,Propeller Shaft Kit	510570S
	1986.09-1991.08	Front	Saloon Engine M102.985	Joint,Propeller Shaft Kit	510434S
E 2.3-16 (125 kW)	1985.09-1987.12	-	Saloon Engine M102.983	Center Bearing Support	510453
	1985.09-1987.12	-	Saloon Engine M102.983	Joint,Propeller Shaft	510469
E 2.3-16 (130 kW)	1985.09-1988.08	-	Saloon Engine M102.983	Center Bearing Support	510453
E 2.3-16 (136 kW)	1984.04-1987.01	-	Saloon Engine M102.983	Center Bearing Support	510453
E 2.5-16 (143 kW)	1989.03-1993.08	-	Saloon Engine M102.991	Center Bearing Support	510453
	1989.03-1993.08	-	Saloon Engine M102.991	Joint,Propeller Shaft	510469
E 2.5-16 (150 kW)	1988.09-1993.08	-	Saloon Engine M102.990	Center Bearing Support	510453
E 2.6 (118 kW)	1986.09-1993.08	-	Saloon Engine M103.942	Center Bearing Support	510453
	1986.09-1993.08	-	Saloon Engine M103.942	Joint,Propeller Shaft	510436
	1986.09-1993.08	-	Saloon Engine M103.942	Joint,Propeller Shaft	510569
	1986.09-1993.08	-	Saloon Engine M103.942	Joint,Propeller Shaft Kit	510570S
	1986.09-1993.08	Front	Saloon Engine M103.942	Joint,Propeller Shaft Kit	510434S



	 YEAR	FITTING POSITION	REMARKS	PRODUCT	GSP Ref.
MERCEDES BENZ					
190 (W201)					
E 2.6 (122 kW)	1986.09-1989.12	-	Saloon Engine M103.942	Center Bearing Support	510453
	1986.09-1989.12	-	Saloon Engine M103.942	Joint,Propeller Shaft	510436
	1986.09-1989.12	-	Saloon Engine M103.942	Joint,Propeller Shaft	510569
	1986.09-1989.12	-	Saloon Engine M103.942	Joint,Propeller Shaft Kit	510570S
	1986.09-1989.12	Front	Saloon Engine M103.942	Joint,Propeller Shaft Kit	510434S
E Evolution II 2.5 (173 kW)	1990.05-1993.08	-	Saloon Engine M102.992	Center Bearing Support	510453
	1990.05-1993.08	-	Saloon Engine M102.992	Joint,Propeller Shaft	510469
8 (W114)					
230.6 (88 kW)	1968.01-1976.11	-	Saloon Engine M180.954	Joint,Propeller Shaft	510419
	1968.01-1976.11	Front And Rear	Saloon Engine M180.954	Joint,Propeller Shaft Kit	510413S
250 (85 kW)	1968.01-1972.08	-	Saloon Engine M114.920	Joint,Propeller Shaft	510419
	1968.01-1972.08	Front And Rear	Saloon Engine M114.920	Joint,Propeller Shaft Kit	510413S
250 2.8 (96 kW)	1972.06-1976.11	-	Saloon Engine M130.923	Center Bearing Support	531032
250 C (96 kW)	1969.04-1972.06	-	Coupe Engine M114.920	Joint,Propeller Shaft	510419
	1969.04-1972.06	Front And Rear	Coupe Engine M114.920	Joint,Propeller Shaft Kit	510413S
250 C 2.8 (96 kW)	1972.06-1976.11	-	Coupe Engine M130.923	Joint,Propeller Shaft	510419
	1972.06-1976.11	Front And Rear	Coupe Engine M130.923	Joint,Propeller Shaft Kit	510413S
280 E (136 kW)	1972.06-1976.11	-	Saloon Engine M110.981	Center Bearing Support	531032
8 (W115)					
200 (63 kW)	1968.01-1977.01	-	Saloon Engine M115.926/M115.923	Joint,Propeller Shaft	510419
	1968.01-1977.01	Front And Rear	Saloon Engine M115.926/M115.923	Joint,Propeller Shaft Kit	510413S
200 D (40 kW)	1968.01-1977.01	-	Saloon Engine OM615.913	Center Bearing Support	531032
	1968.01-1977.01	-	Saloon Engine OM615.913	Joint,Propeller Shaft	510419
	1968.01-1977.01	Front And Rear	Saloon Engine OM615.913	Joint,Propeller Shaft Kit	510413S
220 (77 kW)	1968.01-1973.07	-	Saloon Engine M115.920	Joint,Propeller Shaft	510419
	1968.01-1973.07	Front And Rear	Saloon Engine M115.920	Joint,Propeller Shaft Kit	510413S
220 D (44 kW)	1968.01-1977.01	-	Saloon Engine OM615.912	Joint,Propeller Shaft	510419
	1968.01-1977.01	Front And Rear	Saloon Engine OM615.912	Joint,Propeller Shaft Kit	510413S
230.4 (81 kW)	1973.08-1976.12	-	Saloon Engine M115.951	Joint,Propeller Shaft	510419
	1973.08-1976.12	Front And Rear	Saloon Engine M115.951	Joint,Propeller Shaft Kit	510413S
240 D (48 kW)	1973.08-1977.01	-	Saloon Engine OM616.916	Joint,Propeller Shaft	510419
	1973.08-1977.01	Front And Rear	Saloon Engine OM616.916	Joint,Propeller Shaft Kit	510413S
CABRIOLET (A124)					
300 CE-24 (162 kW)	1992.04-1993.06	-	Convertible Engine M104.980	Center Bearing Support	511574
	1992.04-1993.06	-	Convertible Engine M104.980	Joint,Propeller Shaft Kit	510580S
C-CLASS (C204)					
C 180 (115 kW)	2011.06-	-	Coupe Engine M271.820	Center Bearing Support	531051
	2013.01-	-	Coupe Engine M274.910	Center Bearing Support	531051
C 250 (150 kW)	2011.06-	-	Coupe Engine M271.860	Center Bearing Support	531051
C 63 AMG (336 kW)	2011.06-	-	Coupe Engine M156.985	Center Bearing Support	531051
C 63 AMG (358 kW)	2012.01-	-	Coupe Engine M156.985	Center Bearing Support	531051
C 63 AMG (373 kW)	2012.11-	-	Coupe Engine M 156.985	Center Bearing Support	531051
C 63 AMG (380 kW)	2012.01-	-	Coupe Engine M156.985	Center Bearing Support	531051
C-CLASS (CL203)					
C 160 Kompressor (90 kW)	2005.04-2008.03	-	Coupe Engine M271.921	Joint,Propeller Shaft	512678
	2005.04-2008.03	Centre	Coupe Engine M271.921	Center Bearing Support	518416
C 180 (95 kW)	2001.03-2002.05	-	Coupe Engine M111.951	Joint,Propeller Shaft	510569
	2001.03-2002.05	-	Coupe Engine M111.951	Joint,Propeller Shaft Kit	510570S
C 180 Kompressor (105 kW)	2002.05-2008.05	-	Coupe Engine M271.946	Joint,Propeller Shaft	512678
C 200 CDi (90 kW)	2003.03-2008.05	-	Coupe Engine OM646.962	Joint,Propeller Shaft	512678
C 200 CGI Kompressor (125 kW)	2003.03-2008.05	-	Coupe Engine M271.942	Joint,Propeller Shaft	512678
	2003.03-2008.05	Centre	Coupe Engine M271.942	Center Bearing Support	518416
C 200 Kompressor (120 kW)	2001.03-2002.05	-	Coupe Engine M111.955	Joint,Propeller Shaft	512678
	2002.05-2008.05	-	Coupe Engine M271.940	Joint,Propeller Shaft	512678
	2002.05-2008.05	Centre	Coupe Engine M271.940	Center Bearing Support	518416
C 220 CDi (105 kW)	2001.03-2008.05	-	Coupe Engine OM611.962	Joint,Propeller Shaft	512678
C 230 (150 kW)	2005.06-2008.05	-	Coupe Engine M272.920	Joint,Propeller Shaft	512678



	 YEAR	FITTING POSITION	REMARKS	PRODUCT	GSP Ref.
MERCEDES BENZ					
C-CLASS (CL203)					
C 230 (150 kW)	2005.06-2008.05	Centre	Coupe Engine M272.920	Center Bearing Support	518416
C 230 Kompressor (141 kW)	2002.05-2008.05	-	Coupe Engine M271.948	Joint,Propeller Shaft	512678
	2002.05-2008.05	Centre	Coupe Engine M271.948	Center Bearing Support	518416
C 230 Kompressor (145 kW)	2001.03-2002.05	-	Coupe Engine M111.981	Joint,Propeller Shaft	512678
C 320 (160 kW)	2002.09-2008.05	-	Coupe Engine M112.946	Joint,Propeller Shaft	512678
	2002.09-2008.05	Centre	Coupe Engine M112.946	Center Bearing Support	518416
C-CLASS (S202)					
C 180 T (90 kW)	1996.06-2000.09	-	Estate Engine M111.920/M111.921	Center Bearing Support	512316
	1996.06-2000.09	-	Estate Engine M111.920/M111.921	Joint,Propeller Shaft	510460
	1996.06-2000.09	-	Estate Engine M111.920/M111.921	Joint,Propeller Shaft	510569
	1996.06-2000.09	-	Estate Engine M111.920/M111.921	Joint,Propeller Shaft Kit	510459S
	1996.06-2000.09	-	Estate Engine M111.920/M111.921	Joint,Propeller Shaft Kit	510570S
	1996.06-2000.09	Front	Estate Engine M111.920/M111.921	Joint,Propeller Shaft Kit	510578S
C 180 T (95 kW)	2000.09-2001.03	-	Estate Engine M111.952	Joint,Propeller Shaft	510569
	2000.09-2001.03	-	Estate Engine M111.952	Joint,Propeller Shaft	512678
	2000.09-2001.03	-	Estate Engine M111.952	Joint,Propeller Shaft Kit	510570S
C 200 T (100 kW)	1996.06-2001.03	-	Estate Engine M111.941/M111.945	Center Bearing Support	512316
	1996.06-2001.03	-	Estate Engine M111.941/M111.945	Joint,Propeller Shaft	510569
	1996.06-2001.03	-	Estate Engine M111.941/M111.945	Joint,Propeller Shaft Kit	510570S
	1996.06-2001.03	Front	Estate Engine M111.941/M111.945	Joint,Propeller Shaft Kit	510578S
C 200 T CDi (75 kW)	1998.03-2001.03	-	Estate Engine OM611.960	Center Bearing Support	512315
	1998.03-2001.03	-	Estate Engine OM611.960	Joint,Propeller Shaft	512678
	1998.03-2001.03	Rear	Estate Engine OM611.960	Center Bearing Support	512315
C 200 T D (65 kW)	1996.10-2001.03	-	Estate Engine OM604.915	Center Bearing Support	512316
	1996.10-2001.03	-	Estate Engine OM604.915	Joint,Propeller Shaft	510460
	1996.10-2001.03	-	Estate Engine OM604.915	Joint,Propeller Shaft	510569
	1996.10-2001.03	-	Estate Engine OM604.915	Joint,Propeller Shaft	512326
	1996.10-2001.03	-	Estate Engine OM604.915	Joint,Propeller Shaft Kit	510459S
	1996.10-2001.03	-	Estate Engine OM604.915	Joint,Propeller Shaft Kit	510570S
	1996.10-2001.03	-	Estate Engine OM604.915	Joint,Propeller Shaft	510571
C 200 T Kompressor (120 kW)	2000.09-2001.03	-	Estate Engine M111.956	Joint,Propeller Shaft	510571
	2000.09-2001.03	-	Estate Engine M111.956	Joint,Propeller Shaft	512678
	2000.09-2001.03	-	Estate Engine M111.956	Joint,Propeller Shaft	512678
C 200 T Kompressor (141 kW)	1996.11-2001.03	-	Estate Engine M111.944	Center Bearing Support	512315
	1996.11-2001.03	-	Estate Engine M111.944	Joint,Propeller Shaft	510571
	1996.11-2001.03	-	Estate Engine M111.944	Joint,Propeller Shaft Kit	510580S
	1996.11-2001.03	Front	Estate Engine M111.944	Joint,Propeller Shaft	510579
	1996.11-2001.03	Rear	Estate Engine M111.944	Center Bearing Support	512315
C 220 T CDi (92 kW)	1997.09-2001.03	-	Estate Engine OM611.960	Center Bearing Support	512315
	1997.09-2001.03	-	Estate Engine OM611.960	Joint,Propeller Shaft Kit	510580S
	1997.09-2001.03	Rear	Estate Engine OM611.960	Center Bearing Support	512315
C 220 T D (55 kW)	1996.06-2001.03	-	Estate Engine OM604.910	Joint,Propeller Shaft	510460
	1996.06-2001.03	-	Estate Engine OM604.910	Joint,Propeller Shaft	510569
	1996.06-2001.03	-	Estate Engine OM604.910	Joint,Propeller Shaft	512326
	1996.06-2001.03	-	Estate Engine OM604.910	Joint,Propeller Shaft Kit	510459S
	1996.06-2001.03	-	Estate Engine OM604.910	Joint,Propeller Shaft Kit	510570S
	1996.06-2001.03	Front	Estate Engine OM604.910	Joint,Propeller Shaft Kit	510578S
C 220 T D (70 kW)	1996.06-1998.09	-	Estate Engine OM604.910	Center Bearing Support	512316
	1996.06-1998.09	-	Estate Engine OM604.910	Joint,Propeller Shaft	510460
	1996.06-1998.09	-	Estate Engine OM604.910	Joint,Propeller Shaft	510569
	1996.06-1998.09	-	Estate Engine OM604.910	Joint,Propeller Shaft	512326
	1996.06-1998.09	-	Estate Engine OM604.910	Joint,Propeller Shaft Kit	510459S
	1996.06-1998.09	-	Estate Engine OM604.910	Joint,Propeller Shaft Kit	510570S
	1996.06-1998.09	Front	Estate Engine OM604.910	Joint,Propeller Shaft Kit	510578S
C 230 T (110 kW)	1996.06-1998.06	-	Estate Engine M111.974	Center Bearing Support	512316
	1996.06-1998.06	-	Estate Engine M111.974	Joint,Propeller Shaft	510569
	1996.06-1998.06	-	Estate Engine M111.974	Joint,Propeller Shaft Kit	510570S
C 230 T Kompressor (142 kW)	1997.06-2000.09	-	Estate Engine M111.975	Joint,Propeller Shaft	510571
	1997.06-2000.09	-	Estate Engine M111.975	Joint,Propeller Shaft Kit	510580S



	 YEAR	FITTING POSITION	REMARKS	PRODUCT	GSP Ref.
MERCEDES BENZ					
C-CLASS (S202)					
C 230 T Kompressor (142 kW)	1997.06-2000.09	Front	Estate Engine M111.975	Joint,Propeller Shaft	510579
C 240 T (125 kW)	1997.06-2000.09	-	Estate Engine M112.910	Center Bearing Support	512315
	1997.06-2000.09	-	Estate Engine M112.910	Joint,Propeller Shaft	510569
	1997.06-2000.09	-	Estate Engine M112.910	Joint,Propeller Shaft Kit	510570S
	1997.06-2000.09	Rear	Estate Engine M112.910	Center Bearing Support	512315
	2000.09-2001.03	-	Estate Engine M112.915	Joint,Propeller Shaft	512678
	1996.06-2001.03	-	Estate Engine OM605.960	Center Bearing Support	512315
C 250 T Turbo-D (110 kW)	1996.06-2001.03	-	Estate Engine OM605.960	Joint,Propeller Shaft	510571
	1996.06-2001.03	-	Estate Engine OM605.960	Joint,Propeller Shaft Kit	510580S
	1996.06-2001.03	Rear	Estate Engine OM605.960	Center Bearing Support	512315
	1997.06-2001.03	-	Estate Engine M112.920	Center Bearing Support	512315
C 280 T (145 kW)	1997.06-2001.03	-	Estate Engine M112.920	Joint,Propeller Shaft	512678
	1997.06-2001.03	Rear	Estate Engine M112.920	Center Bearing Support	512315
	1997.08-2001.03	-	Estate Engine M113.944	Joint,Propeller Shaft	512677
C-CLASS (W202)					
C 180 (89 kW)	1994.11-2000.05	-	Saloon Engine M111.921	Joint,Propeller Shaft	510569
	1994.11-2000.05	-	Saloon Engine M111.921	Joint,Propeller Shaft Kit	510570S
	1994.11-2000.05	Front	Saloon Engine M111.921	Joint,Propeller Shaft Kit	510578S
C 180 (90 kW)	1993.03-2000.05	-	Saloon Engine M111.920/M111.921	Center Bearing Support	512316
	1993.03-2000.05	-	Saloon Engine M111.920/M111.921	Joint,Propeller Shaft	510460
	1993.03-2000.05	-	Saloon Engine M111.920/M111.921	Joint,Propeller Shaft	510569
	1993.03-2000.05	-	Saloon Engine M111.920/M111.921	Joint,Propeller Shaft Kit	510459S
	1993.03-2000.05	-	Saloon Engine M111.920/M111.921	Joint,Propeller Shaft Kit	510570S
	1993.03-2000.05	Front	Saloon Engine M111.920/M111.921	Joint,Propeller Shaft Kit	510578S
	1994.01-2000.05	-	Saloon Engine M111.941/M111.945	Center Bearing Support	512316
C 200 (100 kW)	1994.01-2000.05	-	Saloon Engine M111.941/M111.945	Joint,Propeller Shaft	510569
	1994.01-2000.05	-	Saloon Engine M111.941/M111.945	Joint,Propeller Shaft	512326
	1994.01-2000.05	-	Saloon Engine M111.941/M111.945	Joint,Propeller Shaft Kit	510570S
	1994.01-2000.05	Front	Saloon Engine M111.941/M111.945	Joint,Propeller Shaft Kit	510578S
	1998.03-2000.05	-	Saloon Engine OM611.960	Center Bearing Support	512315
C 200 CDi (75 kW)	1998.03-2000.05	-	Saloon Engine OM611.960	Joint,Propeller Shaft Kit	510580S
	1998.03-2000.05	Rear	Saloon Engine OM611.960	Center Bearing Support	512315
	1993.03-2000.05	-	Saloon Engine OM601.913	Center Bearing Support	512316
C 200 D (55 kW)	1993.03-2000.05	-	Saloon Engine OM601.913	Joint,Propeller Shaft	510458
	1993.03-2000.05	-	Saloon Engine OM601.913	Joint,Propeller Shaft	510460
	1993.03-2000.05	-	Saloon Engine OM601.913	Joint,Propeller Shaft	510569
	1993.03-2000.05	-	Saloon Engine OM601.913	Joint,Propeller Shaft Kit	510459S
	1993.03-2000.05	-	Saloon Engine OM601.913	Joint,Propeller Shaft Kit	510570S
	1993.03-2000.05	Front	Saloon Engine OM601.913	Joint,Propeller Shaft Kit	518077S
	1996.10-2000.05	-	Saloon Engine OM604.915	Center Bearing Support	512316
	1996.10-2000.05	-	Saloon Engine OM604.915	Center Bearing Support Kit	531058S
C 200 D (65 kW)	1996.10-2000.05	-	Saloon Engine OM604.915	Joint,Propeller Shaft	510460
	1996.10-2000.05	-	Saloon Engine OM604.915	Joint,Propeller Shaft	510569
	1996.10-2000.05	-	Saloon Engine OM604.915	Joint,Propeller Shaft Kit	510459S
	1996.10-2000.05	-	Saloon Engine OM604.915	Joint,Propeller Shaft Kit	510570S
	1995.10-2000.05	-	Saloon Engine M111.944	Center Bearing Support	512315
	1995.10-2000.05	-	Saloon Engine M111.944	Joint,Propeller Shaft	510569
	1995.10-2000.05	-	Saloon Engine M111.944	Joint,Propeller Shaft	510571
	1995.10-2000.05	-	Saloon Engine M111.944	Joint,Propeller Shaft Kit	510570S
	1995.10-2000.05	-	Saloon Engine M111.944	Joint,Propeller Shaft Kit	510580S
	1995.10-2000.05	Front	Saloon Engine M111.944	Joint,Propeller Shaft	510579
C 200 Kompressor (132 kW)	1995.10-2000.05	Rear	Saloon Engine M111.944	Center Bearing Support	512315
	1996.11-2000.05	-	Saloon Engine M111.944	Center Bearing Support	512315
	1996.11-2000.05	-	Saloon Engine M111.944	Joint,Propeller Shaft	510569
	1996.11-2000.05	-	Saloon Engine M111.944	Joint,Propeller Shaft	510571
	1996.11-2000.05	-	Saloon Engine M111.944	Joint,Propeller Shaft Kit	510570S
	1996.11-2000.05	-	Saloon Engine M111.944	Joint,Propeller Shaft Kit	510580S



	 YEAR	FITTING POSITION	REMARKS	PRODUCT	GSP Ref.
MERCEDES BENZ					
C-CLASS (W202)					
C 200 Kompressor (141 kW)	1996.11-2000.05	Front	Saloon Engine M111.944	Joint,Propeller Shaft	510579
	1996.11-2000.05	Rear	Saloon Engine M111.944	Center Bearing Support	512315
C 220 (110 kW)	1993.03-2000.05	-	Saloon Engine M111.961	Center Bearing Support	512316
	1993.03-2000.05	-	Saloon Engine M111.961	Joint,Propeller Shaft	510569
	1993.03-2000.05	-	Saloon Engine M111.961	Joint,Propeller Shaft	512326
	1993.03-2000.05	-	Saloon Engine M111.961	Joint,Propeller Shaft Kit	510570S
	1993.03-2000.05	Front	Saloon Engine M111.961	Joint,Propeller Shaft Kit	510578S
C 220 CDi (92 kW)	1997.09-2000.05	-	Saloon Engine OM611.960	Center Bearing Support	512315
	1997.09-2000.05	-	Saloon Engine OM611.960	Joint,Propeller Shaft Kit	510580S
	1997.09-2000.05	Rear	Saloon Engine OM611.960	Center Bearing Support	512315
C 220 D (55 kW)	1996.07-2000.05	-	Saloon Engine OM604.910	Joint,Propeller Shaft	510458
	1996.07-2000.05	-	Saloon Engine OM604.910	Joint,Propeller Shaft	510460
	1996.07-2000.05	-	Saloon Engine OM604.910	Joint,Propeller Shaft	510569
	1996.07-2000.05	-	Saloon Engine OM604.910	Joint,Propeller Shaft Kit	510459S
	1996.07-2000.05	-	Saloon Engine OM604.910	Joint,Propeller Shaft Kit	510570S
	1996.07-2000.05	Front	Saloon Engine OM604.910	Joint,Propeller Shaft Kit	518077S
C 220 D (70 kW)	1993.08-2000.05	-	Saloon Engine OM604.910	Center Bearing Support	512316
	1993.08-2000.05	-	Saloon Engine OM604.910	Joint,Propeller Shaft	510458
	1993.08-2000.05	-	Saloon Engine OM604.910	Joint,Propeller Shaft	510460
	1993.08-2000.05	-	Saloon Engine OM604.910	Joint,Propeller Shaft	510569
	1993.08-2000.05	-	Saloon Engine OM604.910	Joint,Propeller Shaft Kit	510459S
	1993.08-2000.05	-	Saloon Engine OM604.910	Joint,Propeller Shaft Kit	510570S
	1993.08-2000.05	Front	Saloon Engine OM604.910	Joint,Propeller Shaft Kit	518077S
C 230 (110 kW)	1996.06-1997.06	-	Saloon Engine M111.974	Center Bearing Support	512316
	1996.06-1997.06	-	Saloon Engine M111.974	Joint,Propeller Shaft	510569
	1996.06-1997.06	-	Saloon Engine M111.974	Joint,Propeller Shaft Kit	510570S
C 230 Kompressor (142 kW)	1995.10-2000.05	-	Saloon Engine M111.975	Center Bearing Support	512315
	1995.10-2000.05	-	Saloon Engine M111.975	Joint,Propeller Shaft	510571
	1995.10-2000.05	-	Saloon Engine M111.975	Joint,Propeller Shaft Kit	510580S
	1995.10-2000.05	Front	Saloon Engine M111.975	Joint,Propeller Shaft	510579
	1995.10-2000.05	Rear	Saloon Engine M111.975	Center Bearing Support	512315
C 240 (125 kW)	1997.06-2000.05	-	Saloon Engine M112.910	Center Bearing Support	512315
	1997.06-2000.05	-	Saloon Engine M112.910	Joint,Propeller Shaft	510569
	1997.06-2000.05	-	Saloon Engine M112.910	Joint,Propeller Shaft Kit	510570S
	1997.06-2000.05	Rear	Saloon Engine M112.910	Center Bearing Support	512315
C 250 D (83 kW)	1993.05-2000.05	-	Saloon Engine OM605.910	Center Bearing Support	512316
	1993.05-2000.05	-	Saloon Engine OM605.910	Joint,Propeller Shaft	510569
	1993.05-2000.05	-	Saloon Engine OM605.910	Joint,Propeller Shaft Kit	510570S
C 250 Turbo-D (110 kW)	1995.10-2000.05	-	Saloon Engine OM605.960	Center Bearing Support	512315
	1995.10-2000.05	-	Saloon Engine OM605.960	Joint,Propeller Shaft	510571
	1995.10-2000.05	-	Saloon Engine OM605.960	Joint,Propeller Shaft Kit	510580S
	1995.10-2000.05	Rear	Saloon Engine OM605.960	Center Bearing Support	512315
C 280 (142 kW)	1993.05-2000.05	-	Saloon Engine M104.941	Center Bearing Support	512315
	1993.05-2000.05	-	Saloon Engine M104.941	Joint,Propeller Shaft	512678
	1993.05-2000.05	-	Saloon Engine M104.941	Joint,Propeller Shaft Kit	510580S
	1993.05-2000.05	Rear	Saloon Engine M104.941	Center Bearing Support	512315
C 280 (145 kW)	1997.06-2000.05	-	Saloon Engine M112.920	Center Bearing Support	512315
	1997.06-2000.05	-	Saloon Engine M112.920	Joint,Propeller Shaft	512678
	1997.06-2000.05	Rear	Saloon Engine M112.920	Center Bearing Support	512315
C 36 AMG (206 kW)	1994.05-2000.05	-	Saloon Engine M104.941	Center Bearing Support	512315
	1994.05-2000.05	-	Saloon Engine M104.941	Joint,Propeller Shaft	512678
	1994.05-2000.05	-	Saloon Engine M104.941	Joint,Propeller Shaft Kit	510580S
	1994.05-2000.05	Rear	Saloon Engine M104.941	Center Bearing Support	512315
C 43 AMG (225 kW)	1997.08-2000.05	-	Saloon Engine M113.944	Joint,Propeller Shaft	512677
C-CLASS (W203)					
C 180 (95 kW)	2000.10-2002.05	-	Saloon Engine M111.951	Joint,Propeller Shaft	510569
	2000.10-2002.05	-	Saloon Engine M111.951	Joint,Propeller Shaft Kit	510570S



	 YEAR	FITTING POSITION	REMARKS	PRODUCT	GSP Ref.
MERCEDES BENZ					
C-CLASS (W203)					
C 180 Kompressor (105 kW)	2002.05-2007.02	-	Saloon Engine M271.946	Joint,Propeller Shaft	512678
	2002.05-2007.02	Centre	Saloon Engine M271.946	Center Bearing Support	518416
C 200 CDi (75 kW)	2001.02-2007.02	-	Saloon Engine OM646.962	Joint,Propeller Shaft	512678
C 200 CDi (85 kW)	2000.09-2007.02	-	Saloon Engine OM611.962	Joint,Propeller Shaft	512678
C 200 CDi (90 kW)	2003.04-2007.02	-	Saloon Engine OM646.962	Joint,Propeller Shaft	512678
C 200 CGI Kompressor (125 kW)	2003.07-2007.02	-	Saloon Engine M271.942	Joint,Propeller Shaft	512678
	2003.07-2007.02	Centre	Saloon Engine M271.942	Center Bearing Support	518416
C 200 Kompressor (120 kW)	2000.05-2002.06	-	Saloon Engine M111.955	Joint,Propeller Shaft	512678
	2002.05-2007.02	-	Saloon Engine M271.940	Joint,Propeller Shaft	512678
	2002.05-2007.02	Centre	Saloon Engine M271.940	Center Bearing Support	518416
C 220 CDi (105 kW)	2000.05-2007.02	-	Saloon Engine OM611.962	Joint,Propeller Shaft	512678
C 230 (150 kW)	2005.06-2008.03	-	Saloon Engine M272.920	Joint,Propeller Shaft	512678
	2005.06-2008.03	Centre	Saloon Engine M272.920	Center Bearing Support	518416
C 230 Kompressor (141 kW)	2004.02-2005.05	-	Saloon Engine M271.948	Joint,Propeller Shaft	512678
	2004.02-2005.05	Centre	Saloon Engine M271.948	Center Bearing Support	518416
C 240 (125 kW)	2000.05-2007.02	-	Saloon Engine M112.912	Joint,Propeller Shaft	512678
	2000.05-2007.02	Centre	Saloon Engine M112.912	Center Bearing Support	518416
C 240 4-matic (125 kW)	2002.07-2007.02	-	Saloon Engine M112.916	Joint,Propeller Shaft	512678
	2002.07-2007.02	Centre	Saloon Engine M112.916	Center Bearing Support	518416
C 280 (170 kW)	2005.06-2008.03	-	Saloon Engine M272.940	Joint,Propeller Shaft	512678
C 280 4-matic (170 kW)	2005.01-2007.02	-	Saloon Engine M272.941	Joint,Propeller Shaft	512678
	2005.01-2007.02	Centre	Saloon Engine M272.941	Center Bearing Support	518416
C 32 AMG Kompressor (260 kW)	2001.02-2007.02	-	Saloon Engine M112.961	Joint,Propeller Shaft	512677
	2001.02-2007.02	-	Saloon Engine M112.961	Joint,Propeller Shaft	512678
	2001.02-2007.02	Centre	Saloon Engine M112.961	Center Bearing Support	518416
C 320 (160 kW)	2000.05-2007.02	-	Saloon Engine M112.946	Joint,Propeller Shaft	512678
	2000.05-2007.02	Centre	Saloon Engine M112.946	Center Bearing Support	518416
C 320 4-matic (160 kW)	2002.07-2007.02	-	Saloon Engine M112.953	Joint,Propeller Shaft	512678
	2002.07-2007.02	Centre	Saloon Engine M112.953	Center Bearing Support	518416
C 350 4-matic (200 kW)	2005.01-2007.02	-	Saloon Engine M272.970/M272.960	Joint,Propeller Shaft	512678
	2005.01-2007.02	Centre	Saloon Engine M272.970/M272.960	Center Bearing Support	518416
C-CLASS (W204)					
C 180 CGi (115 kW)	2007.01-	-	Saloon Engine M271.820	Center Bearing Support	531051
	2008.01-2014.01	-	Saloon Engine M 274.910	Center Bearing Support	531051
C 180 Kompressor (115 kW)	2007.04-2008.03	-	Saloon Engine M271.952	Center Bearing Support	531051
	2007.04-2008.03	-	Saloon Engine M271.952	Joint,Propeller Shaft	512678
	2008.01-	-	Saloon Engine M271.910	Center Bearing Support	531051
	2008.01-	-	Saloon Engine M271.910	Joint,Propeller Shaft	512678
C 200 (137 kW)	2011.05-	-	Saloon Engine M271.820	Center Bearing Support	531051
C 200 CDi (100 kW)	2007.01-	-	Saloon Engine OM646.811/OM646.812	Center Bearing Support	531051
	2007.01-	-	Saloon Engine OM646.811/OM646.812	Joint,Propeller Shaft	512678
C 200 CGi (135 kW)	2007.01-	-	Saloon Engine M271.820	Center Bearing Support	531051
C 200 Kompressor (135 kW)	2007.04-2008.03	-	Saloon Engine M271.950	Center Bearing Support	531051
	2007.04-2008.03	-	Saloon Engine M271.950	Joint,Propeller Shaft	512678
C 230 (150 kW)	2007.04-2008.03	-	Saloon Engine M272.921	Center Bearing Support	531051
	2007.04-2008.03	-	Saloon Engine M272.921	Joint,Propeller Shaft	512678
C 230 4-matic (150 kW)	2007.07-	-	Saloon Engine M272.911	Joint,Propeller Shaft	512678
C 250 CGi (150 kW)	2009.07-	-	Saloon Engine M271.860	Center Bearing Support	531051
C 280 (170 kW)	2007.04-2008.03	-	Saloon Engine M272.947	Center Bearing Support	531051
	2007.04-2008.03	-	Saloon Engine M272.947	Joint,Propeller Shaft	512678
C 280 4-matic (170 kW)	2007.07-	-	Saloon Engine M272.948	Joint,Propeller Shaft	512678
C 300 (170 kW)	2009.07-	-	Saloon Engine M272.947	Center Bearing Support	531051
	2009.07-	-	Saloon Engine M272.947	Joint,Propeller Shaft	512678
C 300 4-matic (170 kW)	2007.07-	-	Saloon Engine M272.948	Joint,Propeller Shaft	512678
C 300 CDi 4-matic (170 kW)	2011.01-	-	Saloon Engine OM642.832	Center Bearing Support	531051
C 320 CDi 4-matic (165 kW)	2007.07-	-	Saloon Engine OM642.961	Center Bearing Support	531051
	2007.07-	-	Saloon Engine OM642.961	Joint,Propeller Shaft	512678



	 YEAR	FITTING POSITION	REMARKS	PRODUCT	GSP Ref.
MERCEDES BENZ					
C-CLASS (W204)					
C 350 4-matic (200 kW)	2007.07-	-	Saloon Engine M272.971	Joint,Propeller Shaft	512678
C 350 CDi 4-matic (165 kW)	2009.07-	-	Saloon Engine OM642.961	Center Bearing Support	531051
	2009.07-	-	Saloon Engine OM642.961	Joint,Propeller Shaft	512678
C 350 CDi 4-matic (170 kW)	2009.10-	-	Saloon Engine OM642.832	Center Bearing Support	531051
C 63 AMG (336 kW)	2008.02-	-	Saloon Engine M156.985	Center Bearing Support	531051
C-CLASS T-MODEL (S203)					
C 180 (95 kW)	2001.03-2002.05	-	Estate Engine M111.951	Joint,Propeller Shaft	510569
	2001.03-2002.05	-	Estate Engine M111.951	Joint,Propeller Shaft Kit	510570S
C 180 Kompressor (105 kW)	2002.05-2007.08	-	Estate Engine M271.946	Joint,Propeller Shaft	512678
	2002.05-2007.08	Centre	Estate Engine M271.946	Center Bearing Support	518416
C 200 CDi (75 kW)	2001.03-2007.08	-	Estate Engine OM646.962	Joint,Propeller Shaft	512678
C 200 CDi (85 kW)	2001.03-2007.08	-	Estate Engine OM611.962	Joint,Propeller Shaft	512678
C 200 CDi (90 kW)	2003.06-2008.03	-	Estate Engine OM646.962	Joint,Propeller Shaft	512678
C 200 CGI Kompressor (125 kW)	2003.07-2007.08	-	Estate Engine M271.942	Joint,Propeller Shaft	512678
	2003.07-2007.08	Centre	Estate Engine M271.942	Center Bearing Support	518416
C 200 Kompressor (120 kW)	2001.03-2002.05	-	Estate Engine M111.955	Joint,Propeller Shaft	512678
	2002.05-2007.08	-	Estate Engine M271.940	Joint,Propeller Shaft	512678
C 220 CDi (105 kW)	2001.03-2007.08	-	Estate Engine OM611.962	Joint,Propeller Shaft	512678
C 230 (150 kW)	2005.06-2008.03	-	Estate Engine M272.920	Joint,Propeller Shaft	512678
	2005.06-2008.03	Centre	Estate Engine M272.920	Center Bearing Support	518416
C 230 Kompressor (141 kW)	2004.02-2007.08	-	Estate Engine M271.948	Joint,Propeller Shaft	512678
	2004.02-2007.08	Centre	Estate Engine M271.948	Center Bearing Support	518416
C 240 (125 kW)	2001.03-2007.08	-	Estate Engine M112.912	Joint,Propeller Shaft	512678
	2001.03-2007.08	Centre	Estate Engine M112.912	Center Bearing Support	518416
C 240 4-matic (125 kW)	2002.07-2007.08	-	Estate Engine M112.916	Joint,Propeller Shaft	512678
	2002.07-2007.08	Centre	Estate Engine M112.916	Center Bearing Support	518416
C 280 (170 kW)	2005.06-2008.03	-	Estate Engine M272.940	Joint,Propeller Shaft	512678
C 280 4-matic (170 kW)	2005.01-2007.08	-	Estate Engine M272.941	Joint,Propeller Shaft	512678
	2005.01-2007.08	Centre	Estate Engine M272.941	Center Bearing Support	518416
C 32 AMG Kompressor (260 kW)	2001.03-2007.08	-	Estate Engine M112.961	Joint,Propeller Shaft	512677
	2001.03-2007.08	-	Estate Engine M112.961	Joint,Propeller Shaft	512678
	2001.03-2007.08	Centre	Estate Engine M112.961	Center Bearing Support	518416
C 320 (160 kW)	2001.03-2007.08	-	Estate Engine M112.946	Joint,Propeller Shaft	512678
	2001.03-2007.08	Centre	Estate Engine M112.946	Center Bearing Support	518416
C 320 4-matic (160 kW)	2002.07-2007.08	-	Estate Engine M112.953	Joint,Propeller Shaft	512678
	2002.07-2007.08	Centre	Estate Engine M112.953	Center Bearing Support	518416
C 350 4-matic (200 kW)	2005.01-2007.08	-	Estate Engine M272.970	Joint,Propeller Shaft	512678
	2005.01-2007.08	Centre	Estate Engine M272.970	Center Bearing Support	518416
C-CLASS T-MODEL (S204)					
C 180 CGi (115 kW)	2009.11-	-	Estate Engine M271.820	Center Bearing Support	531051
C 180 Kompressor (115 kW)	2007.12-	-	Estate Engine M271.952	Center Bearing Support	531051
	2007.12-	-	Estate Engine M271.952	Joint,Propeller Shaft	512678
	2008.01-	-	Estate Engine M271.910	Center Bearing Support	531051
	2008.01-	-	Estate Engine M271.910	Joint,Propeller Shaft	512678
C 200 CDi (100 kW)	2007.12-	-	Estate Engine OM646.811	Center Bearing Support	531051
C 200 CGi (135 kW)	2007.08-	-	Estate Engine M271.820/M271.860	Center Bearing Support	531051
C 200 Kompressor (135 kW)	2007.12-	-	Estate Engine M271.950	Center Bearing Support	531051
	2007.12-	-	Estate Engine M271.950	Joint,Propeller Shaft	512678
C 230 (150 kW)	2007.12-	-	Estate Engine M272.921	Center Bearing Support	531051
	2007.12-	-	Estate Engine M272.921	Joint,Propeller Shaft	512678
C 250 CGi (150 kW)	2009.07-	-	Estate Engine M271.860	Center Bearing Support	531051
C 280 (170 kW)	2007.12-	-	Estate Engine M272.947	Center Bearing Support	531051
	2007.12-	-	Estate Engine M272.947	Joint,Propeller Shaft	512678
C 300 (170 kW)	2007.08-2014.08	-	Estate Engine M 272.947	Center Bearing Support	531051
C 320 CDi 4-matic (165 kW)	2007.08-	-	Estate Engine OM642.961	Center Bearing Support	531051
	2007.08-	-	Estate Engine OM642.961	Joint,Propeller Shaft	512678
C 350 CDi 4-matic (170 kW)	2009.10-	-	Estate Engine OM642.832	Center Bearing Support	531051



	 YEAR	FITTING POSITION	REMARKS	PRODUCT	GSP Ref.
MERCEDES BENZ					
C-CLASS T-MODEL (S204)					
C 63 AMG (336 kW)	2008.02-	-	Estate Engine M156.985	Center Bearing Support	531051
CLC-CLASS (CL203)					
CLC 160 (95 kW)	2009.02-2011.06	Centre	Coupe Engine M271.911	Center Bearing Support	518416
CLC 180 Kompressor (105 kW)	2008.06-2011.06	-	Coupe Engine M271.946	Joint,Propeller Shaft	512678
	2008.06-2011.06	Centre	Coupe Engine M271.946	Center Bearing Support	518416
CLC 200 CDi (90 kW)	2008.06-2011.06	-	Coupe Engine OM646.962	Joint,Propeller Shaft	512678
CLC 200 Kompressor (135 kW)	2008.06-2011.06	Centre	Coupe Engine M271.955	Center Bearing Support	518416
CLC 230 (150 kW)	2008.06-2011.06	-	Coupe Engine M272.920	Joint,Propeller Shaft	512678
	2008.06-2011.06	Centre	Coupe Engine M272.920	Center Bearing Support	518416
CLK (A208)					
200 (100 kW)	1998.03-2002.03	-	Convertible Engine M111.941/M111.945	Joint,Propeller Shaft	510569
	1998.03-2002.03	-	Convertible Engine M111.941/M111.945	Joint,Propeller Shaft	512326
	1998.03-2002.03	-	Convertible Engine M111.941/M111.945	Joint,Propeller Shaft Kit	510570S
	1998.03-2002.03	Front	Convertible Engine M111.941/M111.945	Joint,Propeller Shaft Kit	510578S
200 Kompressor (120 kW)	2000.06-2002.03	-	Convertible Engine M111.956	Center Bearing Support	512315
	2000.06-2002.03	-	Convertible Engine M111.956	Joint,Propeller Shaft	510571
	2000.06-2002.03	-	Convertible Engine M111.956	Joint,Propeller Shaft	512678
	2000.06-2002.03	Rear	Convertible Engine M111.956	Center Bearing Support	512315
200 Kompressor (141 kW)	1998.03-2000.06	-	Convertible Engine M111.944	Center Bearing Support	512315
	1998.03-2000.06	-	Convertible Engine M111.944	Joint,Propeller Shaft	510571
	1998.03-2000.06	-	Convertible Engine M111.944	Joint,Propeller Shaft Kit	510580S
	1998.03-2000.06	Front	Convertible Engine M111.944	Joint,Propeller Shaft	510579
	1998.03-2000.06	Rear	Convertible Engine M111.944	Center Bearing Support	512315
230 Kompressor (142 kW)	1998.03-2000.06	-	Convertible Engine M111.973/M111.975	Center Bearing Support	512315
	1998.03-2000.06	-	Convertible Engine M111.973/M111.975	Joint,Propeller Shaft	510571
	1998.03-2000.06	-	Convertible Engine M111.973/M111.975	Joint,Propeller Shaft Kit	510580S
	1998.03-2000.06	Front	Convertible Engine M111.973/M111.975	Joint,Propeller Shaft	510579
	1998.03-2000.06	Rear	Convertible Engine M111.973/M111.975	Center Bearing Support	512315
230 Kompressor (145 kW)	2000.06-2002.03	-	Convertible Engine M111.982	Center Bearing Support	512315
	2000.06-2002.03	-	Convertible Engine M111.982	Joint,Propeller Shaft	510571
	2000.06-2002.03	-	Convertible Engine M111.982	Joint,Propeller Shaft	512678
	2000.06-2002.03	Rear	Convertible Engine M111.982	Center Bearing Support	512315
320 (160 kW)	1998.03-2002.03	-	Convertible Engine M112.940	Center Bearing Support	512315
	1998.03-2002.03	-	Convertible Engine M112.940	Joint,Propeller Shaft Kit	510580S
	1998.03-2002.03	Rear	Convertible Engine M112.940	Center Bearing Support	512315
430 (205 kW)	1998.09-2002.03	-	Convertible Engine M113.943	Center Bearing Support	512315
	1998.09-2002.03	-	Convertible Engine M113.943	Joint,Propeller Shaft	512677
	1998.09-2002.03	Rear	Convertible Engine M113.943	Center Bearing Support	512315
CLK (A209)					
CLK 200 Kompressor (120 kW)	2003.05-2005.05	-	Convertible Engine M271.940	Joint,Propeller Shaft	512678
	2003.05-2005.05	Centre	Convertible Engine M271.940	Center Bearing Support	518416
CLK 200 Kompressor (135 kW)	2006.11-2010.03	-	Convertible Engine M271.955	Joint,Propeller Shaft	512678
	2006.11-2010.03	Centre	Convertible Engine M271.955	Center Bearing Support	518416
CLK 240 (125 kW)	2003.05-2005.05	-	Convertible Engine M112.912	Joint,Propeller Shaft	512678
	2003.05-2005.05	Centre	Convertible Engine M112.912	Center Bearing Support	518416
CLK 320 (160 kW)	2003.05-2005.05	-	Convertible Engine M112.955	Joint,Propeller Shaft	512678
	2003.05-2005.05	Centre	Convertible Engine M112.955	Center Bearing Support	518416
CLK (C208)					
200 (100 kW)	1997.06-2002.06	-	Coupe Engine M111.945	Center Bearing Support	512316
	1997.06-2002.06	-	Coupe Engine M111.945	Joint,Propeller Shaft	510569
	1997.06-2002.06	-	Coupe Engine M111.945	Joint,Propeller Shaft	512326
	1997.06-2002.06	-	Coupe Engine M111.945	Joint,Propeller Shaft Kit	510570S
	1997.06-2002.06	Front	Coupe Engine M111.945	Joint,Propeller Shaft Kit	510578S
200 Kompressor (120 kW)	2000.06-2002.06	-	Coupe Engine M111.956	Center Bearing Support	512315
	2000.06-2002.06	-	Coupe Engine M111.956	Joint,Propeller Shaft	510571
	2000.06-2002.06	-	Coupe Engine M111.956	Joint,Propeller Shaft	512678
	2000.06-2002.06	Rear	Coupe Engine M111.956	Center Bearing Support	512315



	 YEAR	FITTING POSITION	REMARKS	PRODUCT	GSP Ref.
MERCEDES BENZ					
CLK (C208)					
200 Kompressor (141 kW)	1997.06-2000.06	-	Coupe Engine M111.944	Center Bearing Support	512315
	1997.06-2000.06	-	Coupe Engine M111.944	Joint,Propeller Shaft	510571
	1997.06-2000.06	-	Coupe Engine M111.944	Joint,Propeller Shaft Kit	510580S
	1997.06-2000.06	Front	Coupe Engine M111.944	Joint,Propeller Shaft	510579
	1997.06-2000.06	Rear	Coupe Engine M111.944	Center Bearing Support	512315
230 Kompressor (142 kW)	1997.06-2000.06	-	Coupe Engine M111.973/M111.975	Center Bearing Support	512315
	1997.06-2000.06	-	Coupe Engine M111.973/M111.975	Joint,Propeller Shaft	510571
	1997.06-2000.06	-	Coupe Engine M111.973/M111.975	Joint,Propeller Shaft Kit	510580S
	1997.06-2000.06	Front	Coupe Engine M111.973/M111.975	Joint,Propeller Shaft	510579
	1997.06-2000.06	Rear	Coupe Engine M111.973/M111.975	Center Bearing Support	512315
230 Kompressor (145 kW)	2000.06-2002.06	-	Coupe Engine M111.982	Center Bearing Support	512315
	2000.06-2002.06	-	Coupe Engine M111.982	Joint,Propeller Shaft	510571
	2000.06-2002.06	Rear	Coupe Engine M111.982	Center Bearing Support	512315
320 (160 kW)	1997.06-2002.06	-	Coupe Engine M112.940	Center Bearing Support	512315
	1997.06-2002.06	-	Coupe Engine M112.940	Joint,Propeller Shaft Kit	510580S
	1997.06-2002.06	Rear	Coupe Engine M112.940	Center Bearing Support	512315
430 (205 kW)	1998.07-2002.06	-	Coupe Engine M113.943	Center Bearing Support	512315
	1998.07-2002.06	-	Coupe Engine M113.943	Joint,Propeller Shaft	512677
	1998.07-2002.06	Rear	Coupe Engine M113.943	Center Bearing Support	512315
55 AMG (255 kW)	1999.08-2002.06	-	Coupe Engine M113.981/M113.984	Center Bearing Support	512315
	1999.08-2002.06	Rear	Coupe Engine M113.981/M113.984	Center Bearing Support	512315
CLK (C209)					
200 CGI (125 kW)	2003.07-2009.05	-	Coupe Engine M271.942	Joint,Propeller Shaft	512678
	2003.07-2009.05	Centre	Coupe Engine M271.942	Center Bearing Support	518416
200 Kompressor (120 kW)	2002.09-2009.05	-	Coupe Engine M271.940	Joint,Propeller Shaft	512678
	2002.09-2009.05	Centre	Coupe Engine M271.940	Center Bearing Support	518416
200 Kompressor (135 kW)	2006.11-2009.05	-	Coupe Engine M271.955	Joint,Propeller Shaft	512678
	2006.11-2009.05	Centre	Coupe Engine M271.955	Center Bearing Support	518416
240 (125 kW)	2002.06-2009.05	-	Coupe Engine M112.912	Joint,Propeller Shaft	512678
	2002.06-2009.05	Centre	Coupe Engine M112.912	Center Bearing Support	518416
280 (170 kW)	2005.06-2009.05	-	Coupe Engine M272.940	Joint,Propeller Shaft	512678
320 (160 kW)	2002.06-2009.05	-	Coupe Engine M112.955	Joint,Propeller Shaft	512678
	2002.06-2009.05	Centre	Coupe Engine M112.955	Center Bearing Support	518416
CLS (C218)					
CLS 350 (225 kW)	2011.01-	-	Coupe Engine M276.952	Center Bearing Support	531051
CLS 350 BlueTEC 4-matic (185 kW)	2012.11-	-	Coupe Engine OM 642.858	Center Bearing Support	531051
CLS 350 CDi 4-matic (195 kW)	2011.09-	-	Coupe Engine OM642.854	Center Bearing Support	531051
CLS 500 4-matic (300 kW)	2011.09-	-	Coupe Engine M278.922	Center Bearing Support	531051
CLS SHOOTING BRAKE (X218)					
CLS 350 (225 kW)	2012.10-	-	Estate Engine M276.952	Center Bearing Support	531051
CLS 350 BlueTEC 4-matic (185 kW)	2014.05-	-	Estate Engine OM 642.858	Center Bearing Support	531051
CLS 350 CDi 4-matic (195 kW)	2012.10-	-	Estate Engine OM642.854	Center Bearing Support	531051
CLS 400 (245 kW)	2014.07-	-	Estate Engine M 276.850	Center Bearing Support	531051
CLS 500 4-matic (300 kW)	2012.10-	-	Estate Engine M278.922	Center Bearing Support	531051
COUPE (C123)					
230 C (80 kW)	1977.05-1980.04	-	Coupe Engine M115.954	Joint,Propeller Shaft	510419
	1977.05-1980.04	Front And Rear	Coupe Engine M115.954	Joint,Propeller Shaft Kit	510413S
230 CE (100 kW)	1980.04-1985.12	-	Coupe Engine M102.980	Center Bearing Support	510477
	1980.04-1985.12	-	Coupe Engine M102.980	Center Bearing Support	519457
	1980.04-1985.12	-	Coupe Engine M102.980	Joint,Propeller Shaft	510419
	1980.04-1985.12	-	Coupe Engine M102.980	Joint,Propeller Shaft	510436
	1980.04-1985.12	Front And Rear	Coupe Engine M102.980	Joint,Propeller Shaft Kit	510413S
280 C (115 kW)	1977.03-1980.03	-	Coupe Engine M110.923	Center Bearing Support	510477
	1977.03-1980.03	-	Coupe Engine M110.923	Center Bearing Support	519457
280 CE (130 kW)	1977.09-1979.08	-	Coupe Engine M110.988	Center Bearing Support	510477
	1977.09-1979.08	-	Coupe Engine M110.988	Center Bearing Support	519457
	1977.09-1979.08	-	Coupe Engine M110.988	Joint,Propeller Shaft	510436



	 YEAR	FITTING POSITION	REMARKS	PRODUCT	GSP Ref.
MERCEDES BENZ					
COUPE (C123)					
280 CE (130 kW)	1977.09-1979.08	-	Coupe Engine M110.988	Joint,Propeller Shaft	510573
	1977.09-1979.08	Front	Coupe Engine M110.988	Joint,Propeller Shaft Kit	510574S
280 CE (136 kW)	1977.03-1985.11	-	Coupe Engine M110.988	Center Bearing Support	510477
	1977.03-1985.11	-	Coupe Engine M110.988	Center Bearing Support	519457
	1977.03-1985.11	-	Coupe Engine M110.988	Joint,Propeller Shaft	510436
	1977.03-1985.11	-	Coupe Engine M110.988	Joint,Propeller Shaft	510573
	1977.03-1985.11	Front	Coupe Engine M110.988	Joint,Propeller Shaft Kit	510574S
COUPE (C124)					
220 CE (110 kW)	1992.10-1993.05	-	Coupe Engine M111.960	Center Bearing Support	510511
	1992.10-1993.05	-	Coupe Engine M111.960	Joint,Propeller Shaft	510436
	1992.10-1993.05	-	Coupe Engine M111.960	Joint,Propeller Shaft	510569
	1992.10-1993.05	-	Coupe Engine M111.960	Joint,Propeller Shaft Kit	510570S
	1992.10-1993.05	Centre	Coupe Engine M111.960	Center Bearing Support	510435
	1992.10-1993.05	Front	Coupe Engine M111.960	Joint,Propeller Shaft Kit	510434S
230 CE (100 kW)	1987.03-1992.12	-	Coupe Engine M102.982	Center Bearing Support	510511
	1987.03-1992.12	-	Coupe Engine M102.982	Joint,Propeller Shaft	510436
	1987.03-1992.12	-	Coupe Engine M102.982	Joint,Propeller Shaft	510569
	1987.03-1992.12	-	Coupe Engine M102.982	Joint,Propeller Shaft Kit	510570S
	1987.03-1992.12	Centre	Coupe Engine M102.982	Center Bearing Support	510435
	1987.03-1992.12	Front	Coupe Engine M102.982	Joint,Propeller Shaft Kit	510434S
230 CE (97 kW)	1987.03-1992.12	-	Coupe Engine M102.982	Joint,Propeller Shaft	510569
	1987.03-1992.12	-	Coupe Engine M102.982	Joint,Propeller Shaft Kit	510570S
230 CE CAT (97 kW)	1989.06-1992.12	-	Coupe Engine M102.982	Joint,Propeller Shaft	510436
	1989.06-1992.12	-	Coupe Engine M102.982	Joint,Propeller Shaft	510569
	1989.06-1992.12	-	Coupe Engine M102.982	Joint,Propeller Shaft Kit	510570S
300 CE (132 kW)	1987.03-1993.05	Front	Coupe Engine M102.982	Joint,Propeller Shaft Kit	510434S
	1987.03-1993.05	-	Coupe Engine M103.983	Center Bearing Support	511574
300 CE (138 kW)	1987.03-1993.05	-	Coupe Engine M103.983	Joint,Propeller Shaft	510436
	1987.03-1993.05	-	Coupe Engine M103.983	Joint,Propeller Shaft	510569
	1987.03-1993.05	-	Coupe Engine M103.983	Joint,Propeller Shaft	510571
	1987.03-1993.05	-	Coupe Engine M103.983	Joint,Propeller Shaft Kit	510570S
	1987.03-1993.05	Front	Coupe Engine M103.983	Joint,Propeller Shaft Kit	510434S
	1987.03-1993.05	Front	Coupe Engine M103.983	Joint,Propeller Shaft Kit	510572S
	1987.03-1989.12	-	Coupe Engine M103.983	Joint,Propeller Shaft	510436
	1987.03-1989.12	-	Coupe Engine M103.983	Joint,Propeller Shaft	510569
300 CE-24 (162 kW)	1987.03-1989.12	-	Coupe Engine M103.983	Joint,Propeller Shaft Kit	510570S
	1987.03-1989.12	Front	Coupe Engine M103.983	Joint,Propeller Shaft Kit	510434S
	1989.09-1992.12	-	Coupe Engine M104.980	Center Bearing Support	511574
	1989.09-1992.12	-	Coupe Engine M104.980	Center Bearing Support	511574
320 CE (162 kW)	1992.10-1993.05	-	Coupe Engine M104.992	Center Bearing Support	511574
E-CLASS (A124)					
E 200 (100 kW)	1993.06-1998.03	-	Convertible Engine M111.940	Center Bearing Support	510511
	1993.06-1998.03	-	Convertible Engine M111.940	Joint,Propeller Shaft	510436
	1993.06-1998.03	-	Convertible Engine M111.940	Joint,Propeller Shaft	510469
	1993.06-1998.03	-	Convertible Engine M111.940	Joint,Propeller Shaft	510569
	1993.06-1998.03	-	Convertible Engine M111.940	Joint,Propeller Shaft Kit	510570S
	1993.06-1998.03	Centre	Convertible Engine M111.940	Center Bearing Support	510435
	1993.06-1998.03	Front	Convertible Engine M111.940	Joint,Propeller Shaft Kit	510434S
E 220 (110 kW)	1993.06-1998.03	-	Convertible Engine M111.960	Center Bearing Support	510511
	1993.06-1998.03	-	Convertible Engine M111.960	Joint,Propeller Shaft	510436
	1993.06-1998.03	-	Convertible Engine M111.960	Joint,Propeller Shaft	510569
	1993.06-1998.03	-	Convertible Engine M111.960	Joint,Propeller Shaft Kit	510570S
	1993.06-1998.03	Centre	Convertible Engine M111.960	Center Bearing Support	510435
	1993.06-1998.03	Front	Convertible Engine M111.960	Joint,Propeller Shaft Kit	510434S
E 320 (162 kW)	1993.06-1998.03	-	Convertible Engine M104.992/M104.995	Center Bearing Support	511574
E 36 AMG (200 kW)	1994.05-1998.03	-	Convertible Engine M104.992(AMG3.6)	Center Bearing Support	511574



	 YEAR	FITTING POSITION	REMARKS	PRODUCT	GSP Ref.
MERCEDES BENZ					
E-CLASS (A207)					
E 200 CGI (135 kW)	2010.01-	-	Convertible Engine M271.860/M271.820	Center Bearing Support	531051
E 250 CGI (150 kW)	2010.01-	-	Convertible Engine M271.860	Center Bearing Support	531051
E-CLASS (C124)					
E 200 (100 kW)	1993.06-1997.06	-	Coupe Engine M111.940	Center Bearing Support	510511
	1993.06-1997.06	-	Coupe Engine M111.940	Joint,Propeller Shaft	510436
	1993.06-1997.06	-	Coupe Engine M111.940	Joint,Propeller Shaft	510469
	1993.06-1997.06	-	Coupe Engine M111.940	Joint,Propeller Shaft	510569
	1993.06-1997.06	-	Coupe Engine M111.940	Joint,Propeller Shaft Kit	510570S
	1993.06-1997.06	Centre	Coupe Engine M111.940	Center Bearing Support	510435
	1993.06-1997.06	Front	Coupe Engine M111.940	Joint,Propeller Shaft Kit	510434S
E 220 (110 kW)	1993.06-1997.06	-	Coupe Engine M111.960	Center Bearing Support	510511
	1993.06-1997.06	-	Coupe Engine M111.960	Joint,Propeller Shaft	510436
	1993.06-1997.06	-	Coupe Engine M111.960	Joint,Propeller Shaft	510569
	1993.06-1997.06	-	Coupe Engine M111.960	Joint,Propeller Shaft Kit	510570S
	1993.06-1997.06	Centre	Coupe Engine M111.960	Center Bearing Support	510435
	1993.06-1997.06	Front	Coupe Engine M111.960	Joint,Propeller Shaft Kit	510434S
E 320 (162 kW)	1993.06-1997.06	-	Coupe Engine M104.992	Center Bearing Support	511574
E 36 AMG (200 kW)	1994.05-1997.06	-	Coupe Engine M104.992(AMG3.6)	Center Bearing Support	511574
E-CLASS (C207)					
E 200 (135 kW)	2013.06-	-	Coupe Engine M274.920	Center Bearing Support	531051
E 200 CGI (135 kW)	2010.01-	-	Coupe Engine M271.820/M271.860	Center Bearing Support	531051
E 250 (155 kW)	2013.06-	-	Coupe Engine M274.920	Center Bearing Support	531051
E 250 CGI (150 kW)	2009.01-	-	Coupe Engine M271.860	Center Bearing Support	531051
E-CLASS (S124)					
E 200 T (100 kW)	1993.06-1996.06	-	Estate Engine M111.940	Center Bearing Support	510511
	1993.06-1996.06	-	Estate Engine M111.940	Joint,Propeller Shaft	510436
	1993.06-1996.06	-	Estate Engine M111.940	Joint,Propeller Shaft	510469
	1993.06-1996.06	-	Estate Engine M111.940	Joint,Propeller Shaft	510569
	1993.06-1996.06	-	Estate Engine M111.940	Joint,Propeller Shaft Kit	510570S
	1993.06-1996.06	Centre	Estate Engine M111.940	Center Bearing Support	510435
	1993.06-1996.06	Front	Estate Engine M111.940	Joint,Propeller Shaft Kit	510434S
E 220 T (110 kW)	1993.06-1996.06	-	Estate Engine M111.960	Center Bearing Support	510511
	1993.06-1996.06	-	Estate Engine M111.960	Joint,Propeller Shaft	510436
	1993.06-1996.06	-	Estate Engine M111.960	Joint,Propeller Shaft	510569
	1993.06-1996.06	-	Estate Engine M111.960	Joint,Propeller Shaft Kit	510570S
	1993.06-1996.06	Centre	Estate Engine M111.960	Center Bearing Support	510435
	1993.06-1996.06	Front	Estate Engine M111.960	Joint,Propeller Shaft Kit	510434S
E 250 T D (83 kW)	1993.06-1996.06	-	Estate Engine OM605.911	Center Bearing Support	510511
	1993.06-1996.06	-	Estate Engine OM605.911	Joint,Propeller Shaft	510436
	1993.06-1996.06	-	Estate Engine OM605.911	Joint,Propeller Shaft	510463
	1993.06-1996.06	-	Estate Engine OM605.911	Joint,Propeller Shaft	510569
	1993.06-1996.06	-	Estate Engine OM605.911	Joint,Propeller Shaft Kit	510570S
	1993.06-1996.06	Centre	Estate Engine OM605.911	Center Bearing Support	510435
	1993.06-1996.06	Front	Estate Engine OM605.911	Joint,Propeller Shaft Kit	510434S
E 250 Turbo D (93 kW)	1993.06-1996.06	-	Estate Engine OM602.962	Joint,Propeller Shaft	510436
	1993.06-1996.06	-	Estate Engine OM602.962	Joint,Propeller Shaft	510463
	1993.06-1996.06	Front	Estate Engine OM602.962	Joint,Propeller Shaft Kit	510434S
E 280 T (142 kW)	1993.06-1996.06	-	Estate Engine M104.942	Center Bearing Support	511574
	1993.06-1996.06	-	Estate Engine M104.942	Joint,Propeller Shaft Kit	510580S
E 300 T 4-matic (132 kW)	1993.06-1996.06	-	Estate Engine M103.985	Joint,Propeller Shaft	510436
	1993.06-1996.06	-	Estate Engine M103.985	Joint,Propeller Shaft	510460
	1993.06-1996.06	-	Estate Engine M103.985	Joint,Propeller Shaft Kit	510459S
	1993.06-1996.06	Front	Estate Engine M103.985	Joint,Propeller Shaft Kit	510434S
E 300 T D (100 kW)	1993.06-1996.06	-	Estate Engine OM606.910	Center Bearing Support	511574
	1993.06-1996.06	-	Estate Engine OM606.910	Joint,Propeller Shaft	510436
	1993.06-1996.06	-	Estate Engine OM606.910	Joint,Propeller Shaft	510463
	1993.06-1996.06	-	Estate Engine OM606.910	Joint,Propeller Shaft	510569



	 YEAR	FITTING POSITION	REMARKS	PRODUCT	GSP Ref.
MERCEDES BENZ					
E-CLASS (S124)					
E 300 T D (100 kW)	1993.06-1996.06	-	Estate Engine OM606.910	Joint,Propeller Shaft Kit	510570S
	1993.06-1996.06	Front	Estate Engine OM606.910	Joint,Propeller Shaft Kit	510434S
E 300 T Turbo-D (108 kW)	1993.06-1996.06	-	Estate Engine OM603.960	Center Bearing Support	511574
	1993.06-1996.06	-	Estate Engine OM603.960	Joint,Propeller Shaft	510463
	1993.06-1996.06	-	Estate Engine OM603.960	Joint,Propeller Shaft Kit	510576S
	1993.06-1996.06	Front And Rear	Estate Engine OM603.960	Joint,Propeller Shaft	510575
	1993.06-1996.06	-	Estate Engine OM603.963	Center Bearing Support	511574
E 300 T Turbo-D 4-matic (108 kW)	1993.06-1996.06	-	Estate Engine OM603.963	Joint,Propeller Shaft	510460
	1993.06-1996.06	-	Estate Engine OM603.963	Joint,Propeller Shaft	510463
	1993.06-1996.06	-	Estate Engine OM603.963	Joint,Propeller Shaft Kit	510459S
	1993.06-1996.06	-	Estate Engine OM603.963	Joint,Propeller Shaft Kit	510576S
	1993.06-1996.06	Front And Rear	Estate Engine OM603.963	Joint,Propeller Shaft	510575
	1993.06-1996.06	-	Estate Engine M104.992	Center Bearing Support	511574
E 320 T (162 kW)	1993.06-1996.06	-	Estate Engine M104.992	Joint,Propeller Shaft Kit	510580S
E280T(145kW)	1994.05-1996.06	-	Estate Engine M104.992(AMG3.6)	Center Bearing Support	511574
E-CLASS (S210)					
E 200 T Kompressor (137 kW)	1997.06-2003.03	-	Estate Engine M111.947	Joint,Propeller Shaft	510571
	1997.06-2003.03	-	Estate Engine M111.947	Joint,Propeller Shaft	512678
	1997.06-2003.03	Centre	Estate Engine M111.947	Center Bearing Support	512668
E 220 T CDi (105 kW)	1999.07-2003.03	-	Estate Engine OM611.961	Joint,Propeller Shaft	510458
	1999.07-2003.03	-	Estate Engine OM611.961	Joint,Propeller Shaft	512678
	1999.07-2003.03	Centre	Estate Engine OM611.961	Center Bearing Support	512668
	1999.07-2003.03	Front	Estate Engine OM611.961	Joint,Propeller Shaft Kit	518077S
E 220 T CDi (92 kW)	1998.06-1999.07	-	Estate Engine OM611.961	Joint,Propeller Shaft	510458
	1998.06-1999.07	-	Estate Engine OM611.961	Joint,Propeller Shaft	512678
	1998.06-1999.07	Centre	Estate Engine OM611.961	Center Bearing Support	512668
	1998.06-1999.07	Front	Estate Engine OM611.961	Joint,Propeller Shaft Kit	518077S
E 240 T (125 kW)	1997.06-2003.03	-	Estate Engine M112.911	Joint,Propeller Shaft	510569
	1997.06-2003.03	-	Estate Engine M112.911	Joint,Propeller Shaft Kit	510570S
	1997.06-2003.03	Front	Estate Engine M112.911	Joint,Propeller Shaft Kit	510578S
E 250 T D (83 kW)	1996.06-1999.07	-	Estate Engine OM605.912	Joint,Propeller Shaft	510569
	1996.06-1999.07	-	Estate Engine OM605.912	Joint,Propeller Shaft	512326
	1996.06-1999.07	-	Estate Engine OM605.912	Joint,Propeller Shaft Kit	510570S
E 250 T Turbo-D (110 kW)	1997.06-1999.07	-	Estate Engine OM605.962	Joint,Propeller Shaft	512678
	1997.06-1999.07	Centre	Estate Engine OM605.962	Center Bearing Support	512668
E 270 T CDi (125 kW)	1999.07-2003.03	-	Estate Engine OM612.961	Joint,Propeller Shaft	512677
E 280 T 4-matic (150 kW)	1996.12-2003.03	-	Estate Engine M112.921	Center Bearing Support	510568
	1996.12-2003.03	-	Estate Engine M112.921	Joint,Propeller Shaft	512678
	1996.12-2003.03	-	Estate Engine M112.921	Joint,Propeller Shaft Kit	510580S
E 290 T Turbo-D (95 kW)	1996.06-1999.07	-	Estate Engine OM602.982	Joint,Propeller Shaft Kit	510580S
	1996.06-1999.07	Centre	Estate Engine OM602.982	Center Bearing Support	512668
	1996.06-1999.07	Front	Estate Engine OM602.982	Joint,Propeller Shaft	510579
E 300 T Turbo-D (130 kW)	1996.12-1999.07	-	Estate Engine OM606.962	Joint,Propeller Shaft	512677
	1996.12-1999.07	Centre	Estate Engine OM606.962	Center Bearing Support	512668
E 320 T 4-matic (165 kW)	1996.12-2003.03	-	Estate Engine M112.941	Center Bearing Support	510568
	1996.12-2003.03	-	Estate Engine M112.941	Joint,Propeller Shaft	510569
	1996.12-2003.03	-	Estate Engine M112.941	Joint,Propeller Shaft	512678
	1996.12-2003.03	-	Estate Engine M112.941	Joint,Propeller Shaft Kit	510570S
	1996.12-2003.03	-	Estate Engine M112.941	Joint,Propeller Shaft Kit	510580S
E 320 T CDi (145 kW)	1999.07-2003.03	-	Estate Engine OM613.961	Joint,Propeller Shaft	512677
E 420 T (205 kW)	1996.06-1997.06	-	Estate Engine M119.985	Joint,Propeller Shaft	512677
E 430 T (205 kW)	1997.06-2003.03	-	Estate Engine M113.940	Joint,Propeller Shaft	512677
E 430 T 4-matic (205 kW)	1999.05-2003.03	-	Estate Engine M113.940	Joint,Propeller Shaft	512678
E 55 T AMG (260 kW)	1997.08-2003.03	-	Estate Engine M113.980	Joint,Propeller Shaft	512677
E200T(100kW)	1996.06-2000.08	-	Estate Engine M111.942	Joint,Propeller Shaft	510569
	1996.06-2000.08	-	Estate Engine M111.942	Joint,Propeller Shaft	512326
	1996.06-2000.08	-	Estate Engine M111.942	Joint,Propeller Shaft Kit	510570S



	 YEAR	FITTING POSITION	REMARKS	PRODUCT	GSP Ref.
MERCEDES BENZ					
E-CLASS (S210)					
E200T(100kW)	1996.06-2000.08	Front	Estate Engine M111.942	Joint,Propeller Shaft Kit	510578S
E200TKompressor(120kW)	2000.08-2003.03	-	Estate Engine M111.957	Joint,Propeller Shaft	512678
	2000.08-2003.03	Centre	Estate Engine M111.957	Center Bearing Support	512668
E230T(110kW)	1996.06-1997.06	-	Estate Engine M111.970	Joint,Propeller Shaft	510569
	1996.06-1997.06	-	Estate Engine M111.970	Joint,Propeller Shaft	512326
	1996.06-1997.06	-	Estate Engine M111.970	Joint,Propeller Shaft Kit	510570S
	1996.06-1997.06	Front	Estate Engine M111.970	Joint,Propeller Shaft Kit	510578S
E240T(125kW)	2000.08-2003.03	-	Estate Engine M112.914	Joint,Propeller Shaft	512678
E280T(150kW)	1996.12-2003.03	-	Estate Engine M112.921	Joint,Propeller Shaft	512678
E320T(165kW)	1996.12-2003.03	-	Estate Engine M112.941	Joint,Propeller Shaft	512678
	1996.12-2003.03	-	Estate Engine M112.941	Joint,Propeller Shaft Kit	510580S
E-CLASS (W124)					
E 200 (100 kW)	1993.06-1995.06	-	Saloon Engine M111.940	Center Bearing Support	510511
	1993.06-1995.06	-	Saloon Engine M111.940	Joint,Propeller Shaft	510436
	1993.06-1995.06	-	Saloon Engine M111.940	Joint,Propeller Shaft	510469
	1993.06-1995.06	-	Saloon Engine M111.940	Joint,Propeller Shaft	510569
	1993.06-1995.06	-	Saloon Engine M111.940	Joint,Propeller Shaft Kit	510570S
	1993.06-1995.06	Centre	Saloon Engine M111.940	Center Bearing Support	510435
	1993.06-1995.06	Front	Saloon Engine M111.940	Joint,Propeller Shaft Kit	510434S
E 200 D (55 kW)	1993.06-1995.06	-	Saloon Engine OM601.912	Center Bearing Support	510511
	1993.06-1995.06	-	Saloon Engine OM601.912	Joint,Propeller Shaft	510436
	1993.06-1995.06	-	Saloon Engine OM601.912	Joint,Propeller Shaft	510458
	1993.06-1995.06	-	Saloon Engine OM601.912	Joint,Propeller Shaft	510460
	1993.06-1995.06	-	Saloon Engine OM601.912	Joint,Propeller Shaft	510463
	1993.06-1995.06	-	Saloon Engine OM601.912	Joint,Propeller Shaft	510469
	1993.06-1995.06	-	Saloon Engine OM601.912	Joint,Propeller Shaft Kit	510459S
	1993.06-1995.06	Centre	Saloon Engine OM601.912	Center Bearing Support	510435
	1993.06-1995.06	Front	Saloon Engine OM601.912	Joint,Propeller Shaft Kit	510434S
E 220 (110 kW)	1993.06-1995.06	-	Saloon Engine M111.960	Center Bearing Support	510511
	1993.06-1995.06	-	Saloon Engine M111.960	Joint,Propeller Shaft	510436
	1993.06-1995.06	-	Saloon Engine M111.960	Joint,Propeller Shaft	510569
	1993.06-1995.06	-	Saloon Engine M111.960	Joint,Propeller Shaft Kit	510570S
	1993.06-1995.06	Centre	Saloon Engine M111.960	Center Bearing Support	510435
	1993.06-1995.06	Front	Saloon Engine M111.960	Joint,Propeller Shaft Kit	510434S
E 250 D (83 kW)	1993.07-1995.06	-	Saloon Engine OM605.911	Center Bearing Support	510511
	1993.07-1995.06	-	Saloon Engine OM605.911	Joint,Propeller Shaft	510436
	1993.07-1995.06	-	Saloon Engine OM605.911	Joint,Propeller Shaft	510463
	1993.07-1995.06	-	Saloon Engine OM605.911	Joint,Propeller Shaft	510569
	1993.07-1995.06	-	Saloon Engine OM605.911	Joint,Propeller Shaft Kit	510570S
	1993.07-1995.06	Centre	Saloon Engine OM605.911	Center Bearing Support	510435
	1993.07-1995.06	Front	Saloon Engine OM605.911	Joint,Propeller Shaft Kit	510434S
E 250 Turbo-D (93 kW)	1993.06-1995.06	-	Saloon Engine OM602.962	Center Bearing Support	511574
	1993.06-1995.06	-	Saloon Engine OM602.962	Joint,Propeller Shaft	510436
	1993.06-1995.06	-	Saloon Engine OM602.962	Joint,Propeller Shaft	510463
	1993.06-1995.06	-	Saloon Engine OM602.962	Joint,Propeller Shaft	510569
	1993.06-1995.06	-	Saloon Engine OM602.962	Joint,Propeller Shaft Kit	510570S
	1993.06-1995.06	Front	Saloon Engine OM602.962	Joint,Propeller Shaft Kit	510434S
E 280 (142 kW)	1993.06-1995.06	-	Saloon Engine M104.942	Joint,Propeller Shaft Kit	510580S
E 280 (145 kW)	1993.06-1995.06	-	Saloon Engine M104.942	Center Bearing Support	511574
	1993.06-1995.06	-	Saloon Engine M104.942	Joint,Propeller Shaft	510571
	1993.06-1995.06	-	Saloon Engine M104.942	Joint,Propeller Shaft Kit	510580S
E 300 4-matic (132 kW)	1993.06-1995.06	-	Saloon Engine M103.985	Center Bearing Support	511574
	1993.06-1995.06	-	Saloon Engine M103.985	Joint,Propeller Shaft	510569
	1993.06-1995.06	-	Saloon Engine M103.985	Joint,Propeller Shaft Kit	510570S
E 300 D (100 kW)	1993.07-1995.06	-	Saloon Engine OM606.910	Center Bearing Support	511574
	1993.07-1995.06	-	Saloon Engine OM606.910	Joint,Propeller Shaft	510436



	 YEAR	FITTING POSITION	REMARKS	PRODUCT	GSP Ref.
MERCEDES BENZ					
E-CLASS (W124)					
E 300 D (100 kW)	1993.07-1995.06	-	Saloon Engine OM606.910	Joint,Propeller Shaft	510463
	1993.07-1995.06	-	Saloon Engine OM606.910	Joint,Propeller Shaft	510569
	1993.07-1995.06	-	Saloon Engine OM606.910	Joint,Propeller Shaft Kit	510570S
	1993.07-1995.06	Front	Saloon Engine OM606.910	Joint,Propeller Shaft Kit	510434S
E 300 Turbo-D (108 kW)	1993.06-1995.06	-	Saloon Engine OM603.960	Center Bearing Support	511574
	1993.06-1995.06	-	Saloon Engine OM603.960	Joint,Propeller Shaft	510463
	1993.06-1995.06	-	Saloon Engine OM603.960	Joint,Propeller Shaft Kit	510576S
	1993.06-1995.06	Front And Rear	Saloon Engine OM603.960	Joint,Propeller Shaft	510575
E 300 Turbo-D 4-matic (108 kW)	1993.06-1995.06	-	Saloon Engine OM603.963	Center Bearing Support	511574
	1993.06-1995.06	-	Saloon Engine OM603.963	Joint,Propeller Shaft	510460
	1993.06-1995.06	-	Saloon Engine OM603.963	Joint,Propeller Shaft	510463
	1993.06-1995.06	-	Saloon Engine OM603.963	Joint,Propeller Shaft Kit	510459S
	1993.06-1995.06	-	Saloon Engine OM603.963	Joint,Propeller Shaft Kit	510576S
	1993.06-1995.06	Front And Rear	Saloon Engine OM603.963	Joint,Propeller Shaft	510575
E 320 (162 kW)	1993.06-1995.06	-	Saloon Engine M104.992	Center Bearing Support	511574
E 420 (205 kW)	1993.06-1995.06	-	Saloon Engine M119.975	Center Bearing Support	510511
	1993.06-1995.06	Centre	Saloon Engine M119.975	Center Bearing Support	510435
E-CLASS (W210)					
E 200 (100 kW)	1995.06-2000.08	-	Saloon Engine M111.942	Joint,Propeller Shaft	510569
	1995.06-2000.08	-	Saloon Engine M111.942	Joint,Propeller Shaft Kit	510570S
	1995.06-2000.08	Front	Saloon Engine M111.942	Joint,Propeller Shaft Kit	510578S
E 200 CDi (75 kW)	1998.06-2002.03	-	Saloon Engine OM611.961	Joint,Propeller Shaft	512678
	1998.06-2002.03	Centre	Saloon Engine OM611.961	Center Bearing Support	512668
E 200 CDi (85 kW)	1999.07-2002.03	-	Saloon Engine OM611.961	Joint,Propeller Shaft	512678
	1999.07-2002.03	Centre	Saloon Engine OM611.961	Center Bearing Support	512668
E 200 D (65 kW)	1996.01-2002.03	-	Saloon Engine OM604.917	Center Bearing Support	510568
	1996.01-2002.03	-	Saloon Engine OM604.917	Joint,Propeller Shaft	510460
	1996.01-2002.03	-	Saloon Engine OM604.917	Joint,Propeller Shaft Kit	510459S
	1996.01-2002.03	Front	Saloon Engine OM604.917	Joint,Propeller Shaft Kit	510578S
E 200 Kompressor (137 kW)	1997.06-2002.03	-	Saloon Engine M111.947	Joint,Propeller Shaft	510571
	1997.06-2002.03	-	Saloon Engine M111.947	Joint,Propeller Shaft	512678
	1997.06-2002.03	Centre	Saloon Engine M111.947	Center Bearing Support	512668
E 220 CDi (105 kW)	1999.07-2002.03	-	Saloon Engine OM611.961	Joint,Propeller Shaft	512678
	1999.07-2002.03	Centre	Saloon Engine OM611.961	Center Bearing Support	512668
E 220 CDi (92 kW)	1998.06-1999.07	-	Saloon Engine OM611.961	Joint,Propeller Shaft	512678
	1998.06-1999.07	Centre	Saloon Engine OM611.961	Center Bearing Support	512668
E 220 D (70 kW)	1995.06-1999.07	-	Saloon Engine OM604.912	Center Bearing Support	510568
	1995.06-1999.07	-	Saloon Engine OM604.912	Joint,Propeller Shaft	510460
	1995.06-1999.07	-	Saloon Engine OM604.912	Joint,Propeller Shaft	510569
	1995.06-1999.07	-	Saloon Engine OM604.912	Joint,Propeller Shaft	512326
	1995.06-1999.07	-	Saloon Engine OM604.912	Joint,Propeller Shaft Kit	510459S
	1995.06-1999.07	-	Saloon Engine OM604.912	Joint,Propeller Shaft Kit	510570S
	1995.06-1999.07	Front	Saloon Engine OM604.912	Joint,Propeller Shaft Kit	510578S
E 230 (110 kW)	1995.06-1997.06	-	Saloon Engine M111.970	Joint,Propeller Shaft	510569
	1995.06-1997.06	-	Saloon Engine M111.970	Joint,Propeller Shaft	512326
	1995.06-1997.06	-	Saloon Engine M111.970	Joint,Propeller Shaft Kit	510570S
E 240 (125 kW)	1997.06-2000.08	-	Saloon Engine M112.911	Joint,Propeller Shaft	510569
	1997.06-2000.08	-	Saloon Engine M112.911	Joint,Propeller Shaft	512326
	1997.06-2000.08	-	Saloon Engine M112.911	Joint,Propeller Shaft Kit	510570S
	1997.06-2000.08	Front	Saloon Engine M112.911	Joint,Propeller Shaft Kit	510578S
E 250 D (83 kW)	1995.06-1999.07	-	Saloon Engine OM605.912	Center Bearing Support	510568
	1995.06-1999.07	-	Saloon Engine OM605.912	Joint,Propeller Shaft	510569
	1995.06-1999.07	-	Saloon Engine OM605.912	Joint,Propeller Shaft	512326
	1995.06-1999.07	-	Saloon Engine OM605.912	Joint,Propeller Shaft Kit	510570S
E 250 Turbo-D (110 kW)	1997.06-1999.07	-	Saloon Engine OM605.962	Joint,Propeller Shaft	512678
	1997.06-1999.07	Centre	Saloon Engine OM605.962	Center Bearing Support	512668
E 270 CDi (125 kW)	1999.07-2002.03	-	Saloon Engine OM612.961	Joint,Propeller Shaft	512677



	 YEAR	FITTING POSITION	REMARKS	PRODUCT	GSP Ref.
MERCEDES BENZ					
E-CLASS (W210)					
E 280 (142 kW)	1996.01-1997.06	-	Saloon Engine M104.945	Joint,Propeller Shaft	510571
	1996.01-1997.06	-	Saloon Engine M104.945	Joint,Propeller Shaft Kit	510580S
	1996.01-1997.06	Centre	Saloon Engine M104.945	Center Bearing Support	512668
E 280 (150 kW)	1996.12-2002.03	-	Saloon Engine M112.921	Joint,Propeller Shaft	510571
	1996.12-2002.03	-	Saloon Engine M112.921	Joint,Propeller Shaft	512678
	1996.12-2002.03	-	Saloon Engine M112.921	Joint,Propeller Shaft Kit	510580S
E 280 4-matic (150 kW)	1996.12-2002.03	-	Saloon Engine M112.921	Center Bearing Support	510568
	1996.12-2002.03	-	Saloon Engine M112.921	Joint,Propeller Shaft	510569
	1996.12-2002.03	-	Saloon Engine M112.921	Joint,Propeller Shaft	512678
	1996.12-2002.03	-	Saloon Engine M112.921	Joint,Propeller Shaft Kit	510570S
	1996.12-2002.03	-	Saloon Engine M112.921	Joint,Propeller Shaft Kit	510580S
E 290 Turbo-D (95 kW)	1996.03-1999.07	-	Saloon Engine OM602.982	Joint,Propeller Shaft Kit	510580S
	1996.03-1999.07	Centre	Saloon Engine OM602.982	Center Bearing Support	512668
	1996.03-1999.07	Front	Saloon Engine OM602.982	Joint,Propeller Shaft	510579
E 300 D (100 kW)	1995.06-1997.06	-	Saloon Engine OM606.912	Joint,Propeller Shaft	510569
	1995.06-1997.06	-	Saloon Engine OM606.912	Joint,Propeller Shaft	512326
	1995.06-1997.06	-	Saloon Engine OM606.912	Joint,Propeller Shaft Kit	510570S
	1995.06-1997.06	Centre	Saloon Engine OM606.912	Center Bearing Support	512668
E 300 Turbo-D (130 kW)	1996.12-1999.07	-	Saloon Engine OM606.962	Joint,Propeller Shaft	512677
	1996.12-1999.07	Centre	Saloon Engine OM606.962	Center Bearing Support	512668
E 320 4-matic (165 kW)	1997.06-2002.03	-	Saloon Engine M112.941	Center Bearing Support	510568
	1997.06-2002.03	-	Saloon Engine M112.941	Joint,Propeller Shaft	510569
	1997.06-2002.03	-	Saloon Engine M112.941	Joint,Propeller Shaft	512678
	1997.06-2002.03	-	Saloon Engine M112.941	Joint,Propeller Shaft Kit	510570S
	1997.06-2002.03	-	Saloon Engine M112.941	Joint,Propeller Shaft Kit	510580S
E 320 CDi (145 kW)	1999.07-2002.03	-	Saloon Engine OM613.961	Joint,Propeller Shaft	512677
E 420 (205 kW)	1996.01-1997.06	-	Saloon Engine M119.985	Joint,Propeller Shaft	512677
E 430 (205 kW)	1997.06-2002.03	-	Saloon Engine M113.940	Joint,Propeller Shaft	512677
E 430 4-matic (205 kW)	1999.05-2002.03	-	Saloon Engine M113.940	Joint,Propeller Shaft	512678
E 50 AMG (255 kW)	1996.02-1997.08	-	Saloon Engine M119.985(AMG5.0)	Joint,Propeller Shaft	512677
E 55 AMG (260 kW)	1997.08-2002.03	-	Saloon Engine M113.980	Joint,Propeller Shaft	512677
E200Kompressor(120kW)	2000.08-2002.03	-	Saloon Engine M111.957	Joint,Propeller Shaft	512678
	2000.08-2002.03	Centre	Saloon Engine M111.957	Center Bearing Support	512668
E220D(55kW)	1996.05-2002.03	-	Saloon Engine OM604.912	Joint,Propeller Shaft	510460
	1996.05-2002.03	-	Saloon Engine OM604.912	Joint,Propeller Shaft	510569
	1996.05-2002.03	-	Saloon Engine OM604.912	Joint,Propeller Shaft	512326
	1996.05-2002.03	-	Saloon Engine OM604.912	Joint,Propeller Shaft Kit	510459S
	1996.05-2002.03	-	Saloon Engine OM604.912	Joint,Propeller Shaft Kit	510570S
	1996.05-2002.03	Front	Saloon Engine OM604.912	Joint,Propeller Shaft Kit	510578S
E240(125kW)	2000.08-2002.03	-	Saloon Engine M112.914	Joint,Propeller Shaft	512678
E320(162kW)	1995.06-1997.06	Centre	Saloon Engine M104.995	Center Bearing Support	512668
E320(165kW)	1997.06-2002.03	-	Saloon Engine M112.941	Joint,Propeller Shaft	512678
	1997.06-2002.03	-	Saloon Engine M112.941	Joint,Propeller Shaft Kit	510580S
E-CLASS (W211)					
E 200 CDi (75 kW)	2002.07-2008.12	-	Saloon Engine OM646.951	Joint,Propeller Shaft	512678
E 200 CDi (90 kW)	2002.07-2008.12	-	Saloon Engine OM646.951	Joint,Propeller Shaft	512678
E 200 Kompressor (120 kW)	2002.11-2008.12	-	Saloon Engine M271.941	Joint,Propeller Shaft	512678
E 200 Kompressor (135 kW)	2006.07-2008.12	-	Saloon Engine M271.956	Joint,Propeller Shaft	512678
E 200 NGT (120 kW)	2004.03-2008.12	-	Saloon Engine M271.941	Joint,Propeller Shaft	512678
E 220 CDi (100 kW)	2002.03-2008.12	Centre	Saloon Engine OM646.961	Center Bearing Support	512668
E 220 CDi (110 kW)	2002.03-2008.12	Centre	Saloon Engine OM646.961	Center Bearing Support	512668
E 230 (150 kW)	2007.09-2008.12	-	Saloon Engine M272.922	Joint,Propeller Shaft	512678
E 240 (130 kW)	2002.03-2008.12	-	Saloon Engine M112.913/M112.917	Joint,Propeller Shaft	512678
E 240 4-matic (130 kW)	2003.03-2008.12	-	Saloon Engine M112.917	Joint,Propeller Shaft	512678
E 280 (170 kW)	2005.06-2006.06	-	Saloon Engine M272.943	Joint,Propeller Shaft	512678
E 280 CDi 4-matic (140 kW)	2005.03-2008.12	-	Saloon Engine OM642.921	Joint,Propeller Shaft	512678
E 320 (165 kW)	2002.03-2008.12	-	Saloon Engine M112.949	Joint,Propeller Shaft	512678



	 YEAR	FITTING POSITION	REMARKS	PRODUCT	GSP Ref.
MERCEDES BENZ					
E-CLASS (W211)					
E 320 4-matic (165 kW)	2003.03-2008.12	-	Saloon Engine M112.954	Joint,Propeller Shaft	512678
E 350 4-matic (200 kW)	2005.03-2008.12	-	Saloon Engine M272.964/M272.972	Joint,Propeller Shaft	512678
E 500 4-matic (225 kW)	2003.10-2008.12	-	Saloon Engine M113.969	Joint,Propeller Shaft	512678
E 500 4-matic (285 kW)	2006.04-2008.12	-	Saloon Engine M273.962	Joint,Propeller Shaft	512678
E-CLASS (W212)					
E 200 (135 kW)	2013.01-	-	Saloon Engine M 274.920	Center Bearing Support	531051
E 200 CGi (135 kW)	2009.08-	-	Saloon Engine M271.820/M271.860	Center Bearing Support	531051
E 200 CGI (135 kW)	2009.08-	-	Saloon Engine M271.820/M271.860	Joint,Propeller Shaft	512678
E 200 NGT (115 kW)	2013.07-	-	Saloon Engine M 274.920	Center Bearing Support	531051
E 200 NGT (120 kW)	2011.03-	-	Saloon Engine M271.958	Center Bearing Support	531051
E 250 (155 kW)	2013.01-	-	Saloon Engine M 274.920	Center Bearing Support	531051
E 250 CGi (150 kW)	2009.01-	-	Saloon Engine M271.860	Center Bearing Support	531051
E 300 (170 kW)	2009.01-	-	Saloon Engine M 272.952	Center Bearing Support	531051
E 300 (185 kW)	2011.07-	-	Saloon Engine M276.952	Center Bearing Support	531051
E 300 CDi (150 kW)	2011.03-	-	Saloon Engine OM642.850	Center Bearing Support	531051
E 300 CDi/BlueTEC (170 kW)	2011.03-	-	Saloon Engine OM642.850/OM642.852	Center Bearing Support	531051
E 300 Hybrid/BlueTEC Hybrid (150 kW)	2011.12-	-	Saloon Engine OM651.924	Center Bearing Support	531051
E 350 (200 kW)	2009.01-	-	Saloon Engine M272.980	Center Bearing Support	531051
E 350 (225 kW)	2011.09-	-	Saloon Engine M276.952	Center Bearing Support	531051
E 350 4-matic (200 kW)	2009.01-2011.08	-	Saloon Engine M272.977	Joint,Propeller Shaft	512678
E 350 BlueTEC (155 kW)	2009.01-	-	Saloon Engine OM624.850	Center Bearing Support	531051
E 350 BlueTEC 4-matic (185 kW)	2012.11-	-	Saloon Engine OM642.852/OM642.858	Center Bearing Support	531051
E 350 BlueTEC 4-matic (190 kW)	2014.05-	-	Saloon Engine OM 642.858	Center Bearing Support	531051
E 350 CDi (170 kW)	2009.01-	-	Saloon Engine OM642.850	Center Bearing Support	531051
E 350 CDi 4-matic (170 kW)	2009.09-	-	Saloon Engine OM642.856	Center Bearing Support	531051
	2009.09-	-	Saloon Engine OM642.856	Joint,Propeller Shaft	512678
E 350 CDi 4-matic (195 kW)	2011.03-	-	Saloon Engine OM642.858	Center Bearing Support	531051
E 350 CGi (215 kW)	2009.01-2011.08	-	Saloon Engine M272.983	Center Bearing Support	531051
E 400 (245 kW)	2013.01-	-	Saloon Engine M276.820	Center Bearing Support	531051
	2014.07-	-	Saloon Engine M 276.850	Center Bearing Support	531051
E 500 4-matic (285 kW)	2009.01-	-	Saloon Engine M273.970	Joint,Propeller Shaft	512678
E 500 4-matic (300 kW)	2011.09-	-	Saloon Engine M278.922	Center Bearing Support	531051
E-CLASS T-MODEL (S211)					
E 200 Kompressor (135 kW)	2006.04-2009.07	-	Estate Engine M271.956	Joint,Propeller Shaft	512678
E 200 T Kompressor (120 kW)	2003.05-2006.06	-	Estate Engine M271.941	Joint,Propeller Shaft	512678
E 220 CDi (100 kW)	2003.03-2009.07	Centre	Estate Engine OM646.961	Center Bearing Support	512668
E 220 T CDi (110 kW)	2003.05-2006.06	Centre	Estate Engine OM646.961	Center Bearing Support	512668
E 230 T (150 kW)	2007.05-2009.07	-	Estate Engine M272.922	Joint,Propeller Shaft	512678
E 240 T (130 kW)	2003.03-2009.07	-	Estate Engine M112.913	Joint,Propeller Shaft	512678
E 240 T 4-matic (130 kW)	2003.07-2009.07	-	Estate Engine M112.917	Joint,Propeller Shaft	512678
E 280 T (170 kW)	2005.06-2006.06	-	Estate Engine M272.943	Joint,Propeller Shaft	512678
E 280 T CDi 4-matic (140 kW)	2005.03-2009.07	-	Estate Engine OM642.921	Joint,Propeller Shaft	512678
E 320 T (165 kW)	2003.03-2009.07	-	Estate Engine M112.949	Joint,Propeller Shaft	512678
E 320 T 4-matic (165 kW)	2003.07-2009.07	-	Estate Engine M112.954	Joint,Propeller Shaft	512678
E 350 T 4-matic (200 kW)	2005.03-2009.07	-	Estate Engine M272.972	Joint,Propeller Shaft	512678
E 500 T 4-matic (225 kW)	2003.10-2009.07	-	Estate Engine M113.969	Joint,Propeller Shaft	512678
E 500 T 4-matic (285 kW)	2006.04-2009.07	-	Estate Engine M273.962	Joint,Propeller Shaft	512678
E-CLASS T-MODEL (S212)					
E 200 (135 kW)	2012.11-	-	Estate Engine M 274.920	Center Bearing Support	531051
E 200 CGi (135 kW)	2009.11-	-	Estate Engine M271.860/M271.820	Center Bearing Support	531051
E 250 (155 kW)	2012.11-	-	Estate Engine M 274.920	Center Bearing Support	531051
E 250 CGi (150 kW)	2009.11-	-	Estate Engine M271.860	Center Bearing Support	531051
E 300 (170 kW)	2009.11-	-	Estate Engine M272.952	Center Bearing Support	531051
E 300 (185 kW)	2011.07-	-	Estate Engine M276.952	Center Bearing Support	531051
E 300 CDi / BlueTEC (170 kW)	2009.11-	-	Estate Engine OM 642.850/OM 642.852	Center Bearing Support	531051
E 300 Hybrid / BlueTEC Hybrid (150 kW)	2011.12-	-	Estate Engine OM 651.924	Center Bearing Support	531051
E 350 (200 kW)	2009.08-	-	Estate Engine M272.980	Center Bearing Support	531051



	 YEAR	FITTING POSITION	REMARKS	PRODUCT	GSP Ref.
MERCEDES BENZ					
E-CLASS T-MODEL (S212)					
E 350 (225 kW)	2011.09-	-	Estate Engine M276.952	Center Bearing Support	531051
E 350 BlueTEC (155 kW)	2009.11-	-	Estate Engine OM642.850	Center Bearing Support	531051
E 350 BlueTEC 4-matic (185 kW)	2012.11-	-	Estate Engine OM 642.858	Center Bearing Support	531051
E 350 BlueTEC 4-matic (190 kW)	2014.07-	-	Estate Engine OM 642.852/OM 642.858	Center Bearing Support	531051
E 350 CDi (170 kW)	2009.11-	-	Estate Engine OM642.850	Center Bearing Support	531051
E 350 CDi 4-matic (170 kW)	2009.11-	-	Estate Engine OM642.856	Center Bearing Support	531051
E 350 CDi 4-matic (195 kW)	2011.07-	-	Estate Engine OM642.858	Center Bearing Support	531051
E 350 CGi (215 kW)	2009.11-	-	Estate Engine M272.983	Center Bearing Support	531051
E 400 (245 kW)	2013.01-	-	Estate Engine M 276.820	Center Bearing Support	531051
	2014.07-	-	Estate Engine M 276.850	Center Bearing Support	531051
E 500 4-matic (300 kW)	2011.09-	-	Estate Engine M278.922	Center Bearing Support	531051
GLK-CLASS (X204)					
220 CDI 4-matic (125 kW)	2008.12-	-	Closed Off-Road Vehicle Engine OM651.912	Joint,Propeller Shaft	512678
250 CDI 4-matic (150 kW)	2009.09-	-	Closed Off-Road Vehicle Engine OM651.912	Joint,Propeller Shaft	512678
280 4-matic (170 kW)	2008.06-2009.06	-	Closed Off-Road Vehicle Engine M272.948	Joint,Propeller Shaft	512678
300 4-matic (170 kW)	2009.07-2011.04	-	Closed Off-Road Vehicle Engine M272.948	Joint,Propeller Shaft	512678
320 CDI 4-matic (165 kW)	2008.06-	-	Closed Off-Road Vehicle Engine M642.961	Joint,Propeller Shaft	512678
350 4-matic (200 kW)	2008.06-2011.04	-	Closed Off-Road Vehicle Engine M272.971	Joint,Propeller Shaft	512678
KOMBI (S123)					
200 T (80 kW)	1980.11-1985.11	-	Estate Engine M102.920	Center Bearing Support	510477
	1980.11-1985.11	-	Estate Engine M102.920	Center Bearing Support	519457
	1980.11-1985.11	-	Estate Engine M102.920	Joint,Propeller Shaft	510419
	1980.11-1985.11	-	Estate Engine M102.920	Joint,Propeller Shaft	510436
	1980.11-1985.11	Front And Rear	Estate Engine M102.920	Joint,Propeller Shaft Kit	510413S
230 T (80 kW)	1977.09-1980.03	-	Estate Engine M115.954	Center Bearing Support	510477
	1977.09-1980.03	-	Estate Engine M115.954	Center Bearing Support	519457
	1977.09-1980.03	-	Estate Engine M115.954	Joint,Propeller Shaft	510419
	1977.09-1980.03	Front And Rear	Estate Engine M115.954	Joint,Propeller Shaft Kit	510413S
230 TE (100 kW)	1980.04-1985.11	-	Estate Engine M102.980	Center Bearing Support	510477
	1980.04-1985.11	-	Estate Engine M102.980	Center Bearing Support	519457
	1980.04-1985.11	-	Estate Engine M102.980	Joint,Propeller Shaft	510419
	1980.04-1985.11	-	Estate Engine M102.980	Joint,Propeller Shaft	510436
240 T D (48 kW)	1980.04-1985.11	Front And Rear	Estate Engine M102.980	Joint,Propeller Shaft Kit	510413S
	1977.09-1979.02	-	Estate Engine OM616.912	Center Bearing Support	510477
	1977.09-1979.02	-	Estate Engine OM616.912	Center Bearing Support	519457
	1977.09-1979.02	-	Estate Engine OM616.912	Joint,Propeller Shaft	510419
	1977.09-1979.02	-	Estate Engine OM616.912	Joint,Propeller Shaft	510436
240 T D (53 kW)	1977.09-1979.02	Front And Rear	Estate Engine OM616.912	Joint,Propeller Shaft Kit	510413S
	1979.03-1985.12	-	Estate Engine OM616.912	Joint,Propeller Shaft	510436
250 T (103 kW)	1978.05-1982.08	-	Estate Engine M123.921	Center Bearing Support	510477
	1978.05-1982.08	-	Estate Engine M123.921	Center Bearing Support	519457
	1978.05-1982.08	-	Estate Engine M123.921	Joint,Propeller Shaft	510436
	1978.05-1982.08	-	Estate Engine M123.921	Joint,Propeller Shaft	510573
	1978.05-1982.08	Front	Estate Engine M123.921	Joint,Propeller Shaft Kit	510574S
250 T (95 kW)	1978.05-1979.10	-	Estate Engine M123.921	Center Bearing Support	510477
	1978.05-1979.10	-	Estate Engine M123.921	Center Bearing Support	519457
	1978.05-1979.10	-	Estate Engine M123.921	Joint,Propeller Shaft	510436
	1978.05-1979.10	-	Estate Engine M123.921	Joint,Propeller Shaft	510573
	1978.05-1979.10	Front	Estate Engine M123.921	Joint,Propeller Shaft Kit	510574S
280 TE (136 kW)	1977.09-1985.11	-	Estate Engine M110.988	Center Bearing Support	510477
	1977.09-1985.11	-	Estate Engine M110.988	Center Bearing Support	519457
	1977.09-1985.11	-	Estate Engine M110.988	Joint,Propeller Shaft	510436
	1977.09-1985.11	-	Estate Engine M110.988	Joint,Propeller Shaft	510573
	1977.09-1985.11	Front	Estate Engine M110.988	Joint,Propeller Shaft Kit	510574S
300 T D (59 kW)	1977.09-1985.10	-	Estate Engine OM617.912	Center Bearing Support	510477
	1977.09-1985.10	-	Estate Engine OM617.912	Center Bearing Support	519457
	1977.09-1985.10	-	Estate Engine OM617.912	Joint,Propeller Shaft	510419



	 YEAR	FITTING POSITION	REMARKS	PRODUCT	GSP Ref.	
MERCEDES BENZ						
KOMBI (S123)						
300 T D (59 kW)	1977.09-1985.10	-	Estate Engine OM617.912	Joint,Propeller Shaft	510436	
	1977.09-1985.10	Front And Rear	Estate Engine OM617.912	Joint,Propeller Shaft Kit	510413S	
300 T D (65 kW)	1979.03-1985.11	-	Estate Engine OM617.912	Joint,Propeller Shaft	510436	
300 T Turbo-D (92 kW)	1980.10-1985.11	-	Estate Engine OM617.952	Center Bearing Support	510477	
	1980.10-1985.11	-	Estate Engine OM617.952	Center Bearing Support	519457	
	1980.10-1985.11	-	Estate Engine OM617.952	Joint,Propeller Shaft	510436	
KOMBI (S124)						
200 T (77 kW)	1986.01-1990.05	-	Estate Engine M102.922	Joint,Propeller Shaft	510436	
	1986.01-1990.05	-	Estate Engine M102.922	Joint,Propeller Shaft	510458	
	1986.01-1990.05	-	Estate Engine M102.922	Joint,Propeller Shaft	510460	
	1986.01-1990.05	-	Estate Engine M102.922	Joint,Propeller Shaft	510569	
	1986.01-1990.05	-	Estate Engine M102.922	Joint,Propeller Shaft Kit	510459S	
	1986.01-1990.05	-	Estate Engine M102.922	Joint,Propeller Shaft Kit	510570S	
	1986.01-1990.05	Centre	Estate Engine M102.922	Center Bearing Support	510435	
	1986.01-1990.05	Front	Estate Engine M102.922	Joint,Propeller Shaft Kit	510434S	
	1986.01-1990.05	Front	Estate Engine M102.922	Joint,Propeller Shaft Kit	518077S	
200 T (80 kW)	1985.09-1989.08	-	Estate Engine M102.922	Center Bearing Support	510511	
	1985.09-1989.08	-	Estate Engine M102.922	Joint,Propeller Shaft	510436	
	1985.09-1989.08	-	Estate Engine M102.922	Joint,Propeller Shaft	510458	
	1985.09-1989.08	-	Estate Engine M102.922	Joint,Propeller Shaft	510460	
	1985.09-1989.08	-	Estate Engine M102.922	Joint,Propeller Shaft	510469	
	1985.09-1989.08	-	Estate Engine M102.922	Joint,Propeller Shaft	510569	
	1985.09-1989.08	-	Estate Engine M102.922	Joint,Propeller Shaft Kit	510459S	
	1985.09-1989.08	-	Estate Engine M102.922	Joint,Propeller Shaft Kit	510570S	
	1985.09-1989.08	Centre	Estate Engine M102.922	Center Bearing Support	510435	
	1985.09-1989.08	Front	Estate Engine M102.922	Joint,Propeller Shaft Kit	510434S	
	1985.09-1989.08	Front	Estate Engine M102.922	Joint,Propeller Shaft Kit	518077S	
	200 T D (55 kW)	1988.09-1991.08	-	Estate Engine OM601.912	Center Bearing Support	510511
		1988.09-1991.08	-	Estate Engine OM601.912	Joint,Propeller Shaft	510436
		1988.09-1991.08	-	Estate Engine OM601.912	Joint,Propeller Shaft	510458
1988.09-1991.08		-	Estate Engine OM601.912	Joint,Propeller Shaft	510460	
1988.09-1991.08		-	Estate Engine OM601.912	Joint,Propeller Shaft	510463	
1988.09-1991.08		-	Estate Engine OM601.912	Joint,Propeller Shaft	510469	
1988.09-1991.08		-	Estate Engine OM601.912	Joint,Propeller Shaft	510569	
1988.09-1991.08		-	Estate Engine OM601.912	Joint,Propeller Shaft Kit	510459S	
1988.09-1991.08		-	Estate Engine OM601.912	Joint,Propeller Shaft Kit	510570S	
1988.09-1991.08		Centre	Estate Engine OM601.912	Center Bearing Support	510435	
1988.09-1991.08		Front	Estate Engine OM601.912	Joint,Propeller Shaft Kit	510434S	
1988.09-1991.08		Front	Estate Engine OM601.912	Joint,Propeller Shaft Kit	518077S	
200 TE (100 kW)		1986.05-1993.06	-	Estate Engine M111.940	Center Bearing Support	510511
	1986.05-1993.06	-	Estate Engine M111.940	Joint,Propeller Shaft	510436	
	1986.05-1993.06	-	Estate Engine M111.940	Joint,Propeller Shaft	510469	
	1986.05-1993.06	-	Estate Engine M111.940	Joint,Propeller Shaft	510569	
	1986.05-1993.06	-	Estate Engine M111.940	Joint,Propeller Shaft Kit	510570S	
	1986.05-1993.06	Centre	Estate Engine M111.940	Center Bearing Support	510435	
	1986.05-1993.06	Front	Estate Engine M111.940	Joint,Propeller Shaft Kit	510434S	
200 TE (87 kW)	1988.09-1992.08	-	Estate Engine M102.963	Joint,Propeller Shaft	510436	
	1988.09-1992.08	-	Estate Engine M102.963	Joint,Propeller Shaft	510458	
	1988.09-1992.08	-	Estate Engine M102.963	Joint,Propeller Shaft	510460	
	1988.09-1992.08	-	Estate Engine M102.963	Joint,Propeller Shaft	510569	
	1988.09-1992.08	-	Estate Engine M102.963	Joint,Propeller Shaft Kit	510459S	
	1988.09-1992.08	-	Estate Engine M102.963	Joint,Propeller Shaft Kit	510570S	
	1988.09-1992.08	Front	Estate Engine M102.963	Joint,Propeller Shaft Kit	510434S	
	1988.09-1992.08	Front	Estate Engine M102.963	Joint,Propeller Shaft Kit	518077S	
200 TE (90 kW)	1988.09-1989.12	-	Estate Engine M102.962	Center Bearing Support	510511	
	1988.09-1989.12	-	Estate Engine M102.962	Joint,Propeller Shaft	510436	
	1988.09-1989.12	-	Estate Engine M102.962	Joint,Propeller Shaft	510458	



	 YEAR	FITTING POSITION	REMARKS	PRODUCT	GSP Ref.
MERCEDES BENZ					
KOMBI (S124)					
200 TE (90 kW)	1988.09-1989.12	-	Estate Engine M102.962	Joint,Propeller Shaft	510460
	1988.09-1989.12	-	Estate Engine M102.962	Joint,Propeller Shaft	510469
	1988.09-1989.12	-	Estate Engine M102.962	Joint,Propeller Shaft	510569
	1988.09-1989.12	-	Estate Engine M102.962	Joint,Propeller Shaft Kit	510459S
	1988.09-1989.12	-	Estate Engine M102.962	Joint,Propeller Shaft Kit	510570S
	1988.09-1989.12	Centre	Estate Engine M102.962	Center Bearing Support	510435
	1988.09-1989.12	Front	Estate Engine M102.962	Joint,Propeller Shaft Kit	510434S
	1988.09-1989.12	Front	Estate Engine M102.962	Joint,Propeller Shaft Kit	518077S
200TD(53kW)	1985.09-1991.08	-	Estate Engine OM601.912	Joint,Propeller Shaft	510436
	1985.09-1991.08	-	Estate Engine OM601.912	Joint,Propeller Shaft	510458
	1985.09-1991.08	-	Estate Engine OM601.912	Joint,Propeller Shaft	510460
	1985.09-1991.08	-	Estate Engine OM601.912	Joint,Propeller Shaft	510569
	1985.09-1991.08	-	Estate Engine OM601.912	Joint,Propeller Shaft Kit	510459S
	1985.09-1991.08	-	Estate Engine OM601.912	Joint,Propeller Shaft Kit	510570S
	1985.09-1991.08	Centre	Estate Engine OM601.912	Center Bearing Support	510435
	1985.09-1991.08	Front	Estate Engine OM601.912	Joint,Propeller Shaft Kit	510434S
	1985.09-1991.08	Front	Estate Engine OM601.912	Joint,Propeller Shaft Kit	518077S
220 TE (110 kW)	1992.10-1993.05	-	Estate Engine M111.960	Center Bearing Support	510511
	1992.10-1993.05	-	Estate Engine M111.960	Joint,Propeller Shaft	510436
	1992.10-1993.05	-	Estate Engine M111.960	Joint,Propeller Shaft	510569
	1992.10-1993.05	-	Estate Engine M111.960	Joint,Propeller Shaft Kit	510570S
	1992.10-1993.05	Centre	Estate Engine M111.960	Center Bearing Support	510435
	1992.10-1993.05	Front	Estate Engine M111.960	Joint,Propeller Shaft Kit	510434S
230 TE (100 kW)	1985.09-1992.08	-	Estate Engine M102.982	Center Bearing Support	510511
	1985.09-1992.08	-	Estate Engine M102.982	Joint,Propeller Shaft	510436
	1985.09-1992.08	-	Estate Engine M102.982	Joint,Propeller Shaft	510569
	1985.09-1992.08	-	Estate Engine M102.982	Joint,Propeller Shaft Kit	510570S
	1985.09-1992.08	Centre	Estate Engine M102.982	Center Bearing Support	510435
	1985.09-1992.08	Front	Estate Engine M102.982	Joint,Propeller Shaft Kit	510434S
230 TE (97 kW)	1985.09-1992.08	-	Estate Engine M102.982	Joint,Propeller Shaft	510569
230 TE CAT (97 kW)	1985.09-1992.08	-	Estate Engine M102.982	Joint,Propeller Shaft Kit	510570S
	1989.06-1992.08	-	Estate Engine M102.982	Joint,Propeller Shaft	510436
	1989.06-1992.08	-	Estate Engine M102.982	Joint,Propeller Shaft	510569
	1989.06-1992.08	Centre	Estate Engine M102.982	Center Bearing Support	510435
	1989.06-1992.08	Front	Estate Engine M102.982	Joint,Propeller Shaft Kit	510434S
250 T D (66 kW)	1985.09-1993.06	-	Estate Engine OM602.912	Joint,Propeller Shaft	510436
	1985.09-1993.06	-	Estate Engine OM602.912	Joint,Propeller Shaft	510458
	1985.09-1993.06	-	Estate Engine OM602.912	Joint,Propeller Shaft	510460
	1985.09-1993.06	-	Estate Engine OM602.912	Joint,Propeller Shaft	510463
	1985.09-1993.06	-	Estate Engine OM602.912	Joint,Propeller Shaft	510569
	1985.09-1993.06	-	Estate Engine OM602.912	Joint,Propeller Shaft Kit	510459S
	1985.09-1993.06	-	Estate Engine OM602.912	Joint,Propeller Shaft Kit	510570S
	1985.09-1993.06	Centre	Estate Engine OM602.912	Center Bearing Support	510435
	1985.09-1993.06	Front	Estate Engine OM602.912	Joint,Propeller Shaft Kit	510434S
	1985.09-1993.06	Front	Estate Engine OM602.912	Joint,Propeller Shaft Kit	518077S
250 T D (69 kW)	1989.01-1993.06	-	Estate Engine OM602.912	Center Bearing Support	510511
	1989.01-1993.06	-	Estate Engine OM602.912	Joint,Propeller Shaft	510436
	1989.01-1993.06	-	Estate Engine OM602.912	Joint,Propeller Shaft	510458
	1989.01-1993.06	-	Estate Engine OM602.912	Joint,Propeller Shaft	510460
	1989.01-1993.06	-	Estate Engine OM602.912	Joint,Propeller Shaft	510463
	1989.01-1993.06	-	Estate Engine OM602.912	Joint,Propeller Shaft	510569
	1989.01-1993.06	-	Estate Engine OM602.912	Joint,Propeller Shaft Kit	510459S
	1989.01-1993.06	-	Estate Engine OM602.912	Joint,Propeller Shaft Kit	510570S
	1989.01-1993.06	Centre	Estate Engine OM602.912	Center Bearing Support	510435
	1989.01-1993.06	Front	Estate Engine OM602.912	Joint,Propeller Shaft Kit	510434S
	1989.01-1993.06	Front	Estate Engine OM602.912	Joint,Propeller Shaft Kit	518077S



	 YEAR	FITTING POSITION	REMARKS	PRODUCT	GSP Ref.
MERCEDES BENZ					
KOMBI (S124)					
250TD Turbo(93kW)	1988.03-1993.07	-	Estate Engine OM602.962	Center Bearing Support	511574
	1988.03-1993.07	-	Estate Engine OM602.962	Joint,Propeller Shaft	510436
	1988.03-1993.07	-	Estate Engine OM602.962	Joint,Propeller Shaft	510463
	1988.03-1993.07	-	Estate Engine OM602.962	Joint,Propeller Shaft	510569
	1988.03-1993.07	-	Estate Engine OM602.962	Joint,Propeller Shaft Kit	510570S
	1988.03-1993.07	Front	Estate Engine OM602.962	Joint,Propeller Shaft Kit	510434S
280 TE (145 kW)	1992.10-1993.06	-	Estate Engine M104.942	Center Bearing Support	511574
	1992.10-1993.06	-	Estate Engine M104.942	Joint,Propeller Shaft	510571
	1992.10-1993.06	-	Estate Engine M104.942	Joint,Propeller Shaft Kit	510580S
300 T D (80 kW)	1986.09-1993.06	-	Estate Engine OM603.912	Joint,Propeller Shaft	510436
	1986.09-1993.06	-	Estate Engine OM603.912	Joint,Propeller Shaft	510463
	1986.09-1993.06	Front	Estate Engine OM603.912	Joint,Propeller Shaft Kit	510434S
300 T D (83 kW)	1989.01-1993.06	-	Estate Engine OM603.912	Center Bearing Support	511574
	1989.01-1993.06	-	Estate Engine OM603.912	Joint,Propeller Shaft	510436
	1989.01-1993.06	-	Estate Engine OM603.912	Joint,Propeller Shaft	510463
	1989.01-1993.06	-	Estate Engine OM603.912	Joint,Propeller Shaft	510569
	1989.01-1993.06	-	Estate Engine OM603.912	Joint,Propeller Shaft Kit	510570S
	1989.01-1993.06	Front	Estate Engine OM603.912	Joint,Propeller Shaft Kit	510434S
300 T Turbo-D (108 kW)	1989.01-1993.06	-	Estate Engine OM603.960	Center Bearing Support	511574
	1989.01-1993.06	-	Estate Engine OM603.960	Joint,Propeller Shaft	510463
	1989.01-1993.06	-	Estate Engine OM603.960	Joint,Propeller Shaft Kit	510576S
	1989.01-1993.06	Front And Rear	Estate Engine OM603.960	Joint,Propeller Shaft	510575
300 T Turbo-D 4-matic (108 kW)	1989.01-1993.06	-	Estate Engine OM603.960	Joint,Propeller Shaft	510460
	1989.01-1993.06	-	Estate Engine OM603.960	Joint,Propeller Shaft Kit	510459S
	1989.01-1993.06	-	Estate Engine OM603.960	Joint,Propeller Shaft Kit	510576S
	1989.01-1993.06	Front And Rear	Estate Engine OM603.960	Joint,Propeller Shaft	510575
300 TE (132 kW)	1986.01-1992.08	-	Estate Engine M103.983	Center Bearing Support	511574
	1986.01-1992.08	-	Estate Engine M103.983	Joint,Propeller Shaft	510436
	1986.01-1992.08	-	Estate Engine M103.983	Joint,Propeller Shaft	510569
	1986.01-1992.08	-	Estate Engine M103.983	Joint,Propeller Shaft	510571
	1986.01-1992.08	-	Estate Engine M103.983	Joint,Propeller Shaft Kit	510570S
	1986.01-1992.08	Front	Estate Engine M103.983	Joint,Propeller Shaft Kit	510434S
	1986.01-1992.08	Front	Estate Engine M103.983	Joint,Propeller Shaft Kit	510572S
300 TE (138 kW)	1986.01-1989.12	-	Estate Engine M103.983	Center Bearing Support	511574
	1986.01-1989.12	-	Estate Engine M103.983	Joint,Propeller Shaft	510436
	1986.01-1989.12	-	Estate Engine M103.983	Joint,Propeller Shaft	510569
	1986.01-1989.12	-	Estate Engine M103.983	Joint,Propeller Shaft Kit	510570S
	1986.01-1989.12	Front	Estate Engine M103.983	Joint,Propeller Shaft Kit	510434S
300 TE 4-matic (132 kW)	1986.09-1993.06	-	Estate Engine M103.985	Center Bearing Support	511574
	1986.09-1993.06	-	Estate Engine M103.985	Joint,Propeller Shaft	510436
	1986.09-1993.06	-	Estate Engine M103.985	Joint,Propeller Shaft	510460
	1986.09-1993.06	-	Estate Engine M103.985	Joint,Propeller Shaft	510569
	1986.09-1993.06	-	Estate Engine M103.985	Joint,Propeller Shaft Kit	510459S
	1986.09-1993.06	-	Estate Engine M103.985	Joint,Propeller Shaft Kit	510570S
	1986.09-1993.06	Front	Estate Engine M103.985	Joint,Propeller Shaft Kit	510434S
300 TE-24 (162 kW)	1989.09-1992.08	-	Estate Engine M104.980	Center Bearing Support	511574
	1989.09-1992.08	-	Estate Engine M104.980	Joint,Propeller Shaft Kit	510580S
300T Turbo-D(105kW)	1986.09-1989.01	-	Estate Engine OM603.963/OM603.960	Joint,Propeller Shaft Kit	510576S
	1986.09-1989.01	Front And Rear	Estate Engine OM603.963/OM603.960	Joint,Propeller Shaft	510575
300T Turbo-D4-matic(105kW)	1986.09-1989.01	-	Estate Engine OM603.963	Joint,Propeller Shaft Kit	510576S
	1986.09-1989.01	Front And Rear	Estate Engine OM603.963	Joint,Propeller Shaft	510575
320 TE (162 kW)	1992.10-1993.06	-	Estate Engine M104.992	Center Bearing Support	511574
M-CLASS (W163)					
ML230(110kW)	1998.02-2005.06	-	Closed Off-Road Vehicle Engine M111.977	Center Bearing Support Kit	511573S
ML270CDi(120kW)	1999.12-2005.06	-	Closed Off-Road Vehicle Engine OM612.963	Center Bearing Support Kit	511573S
ML320(160kW)	1998.02-2002.08	-	Closed Off-Road Vehicle Engine M112.942	Center Bearing Support Kit	511573S
ML350(173kW)	2003.02-2005.06	-	Closed Off-Road Vehicle Engine M112.970	Center Bearing Support Kit	511573S



	 YEAR	FITTING POSITION	REMARKS	PRODUCT	GSP Ref.
MERCEDES BENZ					
M-CLASS (W163)					
ML350(180kW)	2002.08-2005.06	-	Closed Off-Road Vehicle Engine M112.970	Center Bearing Support Kit	511573S
ML400CDi(184kW)	2001.09-2005.06	-	Closed Off-Road Vehicle Engine OM628.963	Center Bearing Support Kit	511573S
ML430(200kW)	1998.02-2005.06	-	Closed Off-Road Vehicle Engine M113.942	Center Bearing Support Kit	511573S
ML500(215kW)	2001.09-2005.06	-	Closed Off-Road Vehicle Engine M113.964/M113.965	Center Bearing Support Kit	511573S
ML55AMG(255kW)	2000.02-2005.06	-	Closed Off-Road Vehicle Engine M113.981	Center Bearing Support Kit	511573S
MERCE ATEGO 1517, 1517 L					
-	1998.01-2004.10	-	-	Center Bearing Support	511499
MERCE MK 1726,1726 L, 1726 LL					
-	1987.12-1996.09	-	-	Center Bearing Support	511499
MERCE MK 2422 B					
-	1989.09-1994.08	-	-	Center Bearing Support	511499
MERCE MK 2527					
-	1993.10-1996.09	-	-	Center Bearing Support	511499
MERCE NG 1928,1928 L					
-	1973.08-1996.09	-	-	Center Bearing Support	511499
MERCE SK 1922 K					
-	1989.05-1994.08	-	-	Center Bearing Support	511499
SALOON (W123)					
200 (62 kW)	1976.02-1980.08	-	Saloon Engine M115.938/M115.939	Center Bearing Support	510477
	1976.02-1980.08	-	Saloon Engine M115.938/M115.939	Center Bearing Support	519457
	1976.02-1980.08	-	Saloon Engine M115.938/M115.939	Joint,Propeller Shaft	510419
	1976.02-1980.08	Front And Rear	Saloon Engine M115.938/M115.939	Joint,Propeller Shaft Kit	510413S
200 (69 kW)	1976.02-1980.08	-	Saloon Engine M115.938	Center Bearing Support	510477
	1976.02-1980.08	-	Saloon Engine M115.938	Center Bearing Support	519457
	1976.02-1980.08	-	Saloon Engine M115.938	Joint,Propeller Shaft	510419
	1976.02-1980.08	Front And Rear	Saloon Engine M115.938	Joint,Propeller Shaft Kit	510413S
200 (80 kW)	1980.06-1985.11	-	Saloon Engine M102.920	Center Bearing Support	510477
	1980.06-1985.11	-	Saloon Engine M102.920	Center Bearing Support	519457
	1980.06-1985.11	-	Saloon Engine M102.920	Joint,Propeller Shaft	510419
	1980.06-1985.11	-	Saloon Engine M102.920	Joint,Propeller Shaft	510436
	1980.06-1985.11	Front And Rear	Saloon Engine M102.920	Joint,Propeller Shaft Kit	510413S
200 D (40 kW)	1976.07-1979.02	-	Saloon Engine OM615.940	Center Bearing Support	510477
	1976.07-1979.02	-	Saloon Engine OM615.940	Center Bearing Support	519457
	1976.07-1979.02	-	Saloon Engine OM615.940	Center Bearing Support	531032
	1976.07-1979.02	-	Saloon Engine OM615.940	Joint,Propeller Shaft	510419
	1976.07-1979.02	-	Saloon Engine OM615.940	Joint,Propeller Shaft	510436
	1976.07-1979.02	Front And Rear	Saloon Engine OM615.940	Joint,Propeller Shaft Kit	510413S
200 D (44 kW)	1979.03-1985.11	-	Saloon Engine OM615.940	Joint,Propeller Shaft	510436
220 D (44 kW)	1976.01-1979.02	-	Saloon Engine OM615.941	Joint,Propeller Shaft	510436
	1976.01-1979.02	Front	Saloon Engine OM615.941	Joint,Propeller Shaft Kit	510434S
220 D (49 kW)	1977.01-1979.03	-	Saloon Engine OM615.941	Center Bearing Support	510477
	1977.01-1979.03	-	Saloon Engine OM615.941	Center Bearing Support	519457
	1977.01-1979.03	-	Saloon Engine OM615.941	Joint,Propeller Shaft	510419
	1977.01-1979.03	-	Saloon Engine OM615.941	Joint,Propeller Shaft	510436
	1977.01-1979.03	Front	Saloon Engine OM615.941	Joint,Propeller Shaft Kit	510434S
	1977.01-1979.03	Front And Rear	Saloon Engine OM615.941	Joint,Propeller Shaft Kit	510413S
230 (80 kW)	1976.02-1981.03	-	Saloon Engine M115.954	Center Bearing Support	510477
	1976.02-1981.03	-	Saloon Engine M115.954	Center Bearing Support	519457
	1976.02-1981.03	-	Saloon Engine M115.954	Joint,Propeller Shaft	510419
	1976.02-1981.03	Front And Rear	Saloon Engine M115.954	Joint,Propeller Shaft Kit	510413S
230 E (100 kW)	1980.04-1985.12	-	Saloon Engine M102.980	Center Bearing Support	510477
	1980.04-1985.12	-	Saloon Engine M102.980	Center Bearing Support	519457
	1980.04-1985.12	-	Saloon Engine M102.980	Center Bearing Support	531032
	1980.04-1985.12	-	Saloon Engine M102.980	Joint,Propeller Shaft	510419
	1980.04-1985.12	-	Saloon Engine M102.980	Joint,Propeller Shaft	510436
	1980.04-1985.12	Front And Rear	Saloon Engine M102.980	Joint,Propeller Shaft Kit	510413S
240 D (48 kW)	1976.02-1979.02	-	Saloon Engine OM616.912	Center Bearing Support	510477



	 YEAR	FITTING POSITION	REMARKS	PRODUCT	GSP Ref.
MERCEDES BENZ					
SALOON (W123)					
240 D (48 kW)	1976.02-1979.02	-	Saloon Engine OM616.912	Center Bearing Support	519457
	1976.02-1979.02	-	Saloon Engine OM616.912	Joint,Propeller Shaft	510419
	1976.02-1979.02	-	Saloon Engine OM616.912	Joint,Propeller Shaft	510436
	1976.02-1979.02	Front And Rear	Saloon Engine OM616.912	Joint,Propeller Shaft Kit	510413S
240 D (53 kW)	1979.03-1985.11	-	Saloon Engine OM616.912	Center Bearing Support	510477
	1979.03-1985.11	-	Saloon Engine OM616.912	Center Bearing Support	519457
	1979.03-1985.11	-	Saloon Engine OM616.912	Joint,Propeller Shaft	510419
	1979.03-1985.11	-	Saloon Engine OM616.912	Joint,Propeller Shaft	510436
	1979.03-1985.11	Front And Rear	Saloon Engine OM616.912	Joint,Propeller Shaft Kit	510413S
250 (103 kW)	1979.10-1985.07	-	Saloon Engine M123.921	Center Bearing Support	510477
	1979.10-1985.07	-	Saloon Engine M123.921	Center Bearing Support	519457
	1979.10-1985.07	-	Saloon Engine M123.921	Joint,Propeller Shaft	510419
	1979.10-1985.07	-	Saloon Engine M123.921	Joint,Propeller Shaft	510436
	1979.10-1985.07	-	Saloon Engine M123.921	Joint,Propeller Shaft	510573
	1979.10-1985.07	Front	Saloon Engine M123.921	Joint,Propeller Shaft Kit	510574S
	1979.10-1985.07	Front And Rear	Saloon Engine M123.921	Joint,Propeller Shaft Kit	510413S
250 (95 kW)	1976.02-1979.10	-	Saloon Engine M123.921	Center Bearing Support	510477
	1976.02-1979.10	-	Saloon Engine M123.921	Center Bearing Support	519457
	1976.02-1979.10	-	Saloon Engine M123.921	Joint,Propeller Shaft	510419
	1976.02-1979.10	-	Saloon Engine M123.921	Joint,Propeller Shaft	510436
	1976.02-1979.10	-	Saloon Engine M123.921	Joint,Propeller Shaft	510573
	1976.02-1979.10	Front	Saloon Engine M123.921	Joint,Propeller Shaft Kit	510574S
	1976.02-1979.10	Front And Rear	Saloon Engine M123.921	Joint,Propeller Shaft Kit	510413S
280 (115 kW)	1976.02-1981.08	-	Saloon Engine M110.923	Center Bearing Support	510477
	1976.02-1981.08	-	Saloon Engine M110.923	Center Bearing Support	519457
	1976.02-1981.08	-	Saloon Engine M110.923	Joint,Propeller Shaft	510419
	1976.02-1981.08	-	Saloon Engine M110.923	Joint,Propeller Shaft	510573
	1976.02-1981.08	Front	Saloon Engine M110.923	Joint,Propeller Shaft Kit	510574S
	1976.02-1981.08	Front And Rear	Saloon Engine M110.923	Joint,Propeller Shaft Kit	510413S
280 E (136 kW)	1976.02-1985.11	-	Saloon Engine M110.984/M110.988	Center Bearing Support	510477
	1976.02-1985.11	-	Saloon Engine M110.984/M110.988	Center Bearing Support	519457
	1976.02-1985.11	-	Saloon Engine M110.984/M110.988	Joint,Propeller Shaft	510419
	1976.02-1985.11	-	Saloon Engine M110.984/M110.988	Joint,Propeller Shaft	510436
	1976.02-1985.11	-	Saloon Engine M110.984/M110.988	Joint,Propeller Shaft	510573
	1976.02-1985.11	Front	Saloon Engine M110.984/M110.988	Joint,Propeller Shaft Kit	510574S
	1976.02-1985.11	Front And Rear	Saloon Engine M110.984/M110.988	Joint,Propeller Shaft Kit	510413S
300 D (59 kW)	1976.02-1980.07	-	Saloon Engine OM617.912	Center Bearing Support	510477
	1976.02-1980.07	-	Saloon Engine OM617.912	Center Bearing Support	519457
	1976.02-1980.07	-	Saloon Engine OM617.912	Joint,Propeller Shaft	510436
300 D (65 kW)	1979.03-1985.11	-	Saloon Engine OM617.912	Center Bearing Support	510477
	1979.03-1985.11	-	Saloon Engine OM617.912	Center Bearing Support	519457
	1979.03-1985.11	-	Saloon Engine OM617.912	Center Bearing Support	531032
	1979.03-1985.11	-	Saloon Engine OM617.912	Joint,Propeller Shaft	510419
	1979.03-1985.11	-	Saloon Engine OM617.912	Joint,Propeller Shaft	510436
	1979.03-1985.11	Front And Rear	Saloon Engine OM617.912	Joint,Propeller Shaft Kit	510413S
SALOON (W124)					
200 (75 kW)	1986.01-1990.05	-	Saloon Engine M102.922	Joint,Propeller Shaft	510460
	1986.01-1990.05	-	Saloon Engine M102.922	Joint,Propeller Shaft	510569
	1986.01-1990.05	-	Saloon Engine M102.922	Joint,Propeller Shaft Kit	510459S
	1986.01-1990.05	-	Saloon Engine M102.922	Joint,Propeller Shaft Kit	510570S
	1986.01-1990.05	Centre	Saloon Engine M102.922	Center Bearing Support	510435
200 (77 kW)	1986.01-1990.05	-	Saloon Engine M102.922	Joint,Propeller Shaft	510460
	1986.01-1990.05	-	Saloon Engine M102.922	Joint,Propeller Shaft	510569
	1986.01-1990.05	-	Saloon Engine M102.922	Joint,Propeller Shaft Kit	510459S
	1986.01-1990.05	-	Saloon Engine M102.922	Joint,Propeller Shaft Kit	510570S
200 (80 kW)	1985.12-1990.05	-	Saloon Engine M102.922	Center Bearing Support	510511
	1985.12-1990.05	-	Saloon Engine M102.922	Joint,Propeller Shaft	510460



	 YEAR	FITTING POSITION	REMARKS	PRODUCT	GSP Ref.
MERCEDES BENZ					
SALOON (W124)					
200 (80 kW)	1985.12-1990.05	-	Saloon Engine M102.922	Joint,Propeller Shaft	510469
	1985.12-1990.05	-	Saloon Engine M102.922	Joint,Propeller Shaft	510569
	1985.12-1990.05	-	Saloon Engine M102.922	Joint,Propeller Shaft Kit	510459S
	1985.12-1990.05	-	Saloon Engine M102.922	Joint,Propeller Shaft Kit	510570S
	1985.12-1990.05	Centre	Saloon Engine M102.922	Center Bearing Support	510435
200 D (53 kW)	1984.12-1989.08	-	Saloon Engine OM601.912	Joint,Propeller Shaft	510436
	1984.12-1989.08	-	Saloon Engine OM601.912	Joint,Propeller Shaft	510458
	1984.12-1989.08	-	Saloon Engine OM601.912	Joint,Propeller Shaft	510460
	1984.12-1989.08	-	Saloon Engine OM601.912	Joint,Propeller Shaft	510463
	1984.12-1989.08	-	Saloon Engine OM601.912	Joint,Propeller Shaft	510569
	1984.12-1989.08	-	Saloon Engine OM601.912	Joint,Propeller Shaft Kit	510459S
	1984.12-1989.08	-	Saloon Engine OM601.912	Joint,Propeller Shaft Kit	510570S
	1984.12-1989.08	Centre	Saloon Engine OM601.912	Center Bearing Support	510435
	1984.12-1989.08	Front	Saloon Engine OM601.912	Joint,Propeller Shaft Kit	510434S
	1984.12-1989.08	Front	Saloon Engine OM601.912	Joint,Propeller Shaft Kit	518077S
200 D (55 kW)	1989.08-1993.06	-	Saloon Engine OM601.912	Center Bearing Support	510511
	1989.08-1993.06	-	Saloon Engine OM601.912	Joint,Propeller Shaft	510436
	1989.08-1993.06	-	Saloon Engine OM601.912	Joint,Propeller Shaft	510458
	1989.08-1993.06	-	Saloon Engine OM601.912	Joint,Propeller Shaft	510460
	1989.08-1993.06	-	Saloon Engine OM601.912	Joint,Propeller Shaft	510463
	1989.08-1993.06	-	Saloon Engine OM601.912	Joint,Propeller Shaft	510469
	1989.08-1993.06	-	Saloon Engine OM601.912	Joint,Propeller Shaft	510569
	1989.08-1993.06	-	Saloon Engine OM601.912	Joint,Propeller Shaft Kit	510459S
	1989.08-1993.06	-	Saloon Engine OM601.912	Joint,Propeller Shaft Kit	510570S
	1989.08-1993.06	Centre	Saloon Engine OM601.912	Center Bearing Support	510435
	1989.08-1993.06	Front	Saloon Engine OM601.912	Joint,Propeller Shaft Kit	510434S
	1989.08-1993.06	Front	Saloon Engine OM601.912	Joint,Propeller Shaft Kit	518077S
200 E (100 kW)	1992.10-1993.06	-	Saloon Engine M111.940	Center Bearing Support	510511
	1992.10-1993.06	-	Saloon Engine M111.940	Joint,Propeller Shaft	510469
	1992.10-1993.06	-	Saloon Engine M111.940	Joint,Propeller Shaft	510569
	1992.10-1993.06	-	Saloon Engine M111.940	Joint,Propeller Shaft Kit	510570S
	1992.10-1993.06	Centre	Saloon Engine M111.940	Center Bearing Support	510435
200 E (87 kW)	1988.09-1992.08	-	Saloon Engine M102.963	Joint,Propeller Shaft	510436
	1988.09-1992.08	-	Saloon Engine M102.963	Joint,Propeller Shaft	510460
	1988.09-1992.08	-	Saloon Engine M102.963	Joint,Propeller Shaft	510569
	1988.09-1992.08	-	Saloon Engine M102.963	Joint,Propeller Shaft Kit	510459S
	1988.09-1992.08	-	Saloon Engine M102.963	Joint,Propeller Shaft Kit	510570S
	1988.09-1992.08	Centre	Saloon Engine M102.963	Center Bearing Support	510435
	1988.09-1992.08	Front	Saloon Engine M102.963	Joint,Propeller Shaft Kit	510434S
200 E (90 kW)	1988.09-1989.12	-	Saloon Engine M102.963	Center Bearing Support	510511
	1988.09-1989.12	-	Saloon Engine M102.963	Joint,Propeller Shaft	510436
	1988.09-1989.12	-	Saloon Engine M102.963	Joint,Propeller Shaft	510460
	1988.09-1989.12	-	Saloon Engine M102.963	Joint,Propeller Shaft	510469
	1988.09-1989.12	-	Saloon Engine M102.963	Joint,Propeller Shaft	510569
	1988.09-1989.12	-	Saloon Engine M102.963	Joint,Propeller Shaft Kit	510459S
	1988.09-1989.12	-	Saloon Engine M102.963	Joint,Propeller Shaft Kit	510570S
	1988.09-1989.12	Centre	Saloon Engine M102.963	Center Bearing Support	510435
	1988.09-1989.12	Front	Saloon Engine M102.963	Joint,Propeller Shaft Kit	510434S
220 E (110 kW)	1992.10-1993.06	-	Saloon Engine M111.960	Center Bearing Support	510511
	1992.10-1993.06	-	Saloon Engine M111.960	Joint,Propeller Shaft	510436
	1992.10-1993.06	-	Saloon Engine M111.960	Joint,Propeller Shaft	510569
	1992.10-1993.06	-	Saloon Engine M111.960	Joint,Propeller Shaft Kit	510570S
	1992.10-1993.06	Centre	Saloon Engine M111.960	Center Bearing Support	510435
	1992.10-1993.06	Front	Saloon Engine M111.960	Joint,Propeller Shaft Kit	510434S
230 E (100 kW)	1985.01-1993.06	-	Saloon Engine M102.982	Center Bearing Support	510511
	1985.01-1993.06	-	Saloon Engine M102.982	Joint,Propeller Shaft	510436
	1985.01-1993.06	-	Saloon Engine M102.982	Joint,Propeller Shaft	510569



	 YEAR	FITTING POSITION	REMARKS	PRODUCT	GSP Ref.
MERCEDES BENZ					
SALOON (W124)					
230 E (100 kW)	1985.01-1993.06	-	Saloon Engine M102.982	Joint,Propeller Shaft Kit	510570S
	1985.01-1993.06	Centre	Saloon Engine M102.982	Center Bearing Support	510435
	1985.01-1993.06	Front	Saloon Engine M102.982	Joint,Propeller Shaft Kit	510434S
230 E (97 kW)	1984.12-1992.03	-	Saloon Engine M102.982	Joint,Propeller Shaft	510436
	1984.12-1992.03	-	Saloon Engine M102.982	Joint,Propeller Shaft	510569
	1984.12-1992.03	-	Saloon Engine M102.982	Joint,Propeller Shaft Kit	510570S
	1984.12-1992.03	Centre	Saloon Engine M102.982	Center Bearing Support	510435
	1984.12-1992.03	Front	Saloon Engine M102.982	Joint,Propeller Shaft Kit	510434S
	1989.06-1993.06	-	Saloon Engine M102.982	Joint,Propeller Shaft	510436
	1989.06-1993.06	-	Saloon Engine M102.982	Joint,Propeller Shaft	510569
	1989.06-1993.06	-	Saloon Engine M102.982	Joint,Propeller Shaft Kit	510570S
	1989.06-1993.06	Front	Saloon Engine M102.982	Joint,Propeller Shaft Kit	510434S
	250 D (66 kW)	1985.04-1993.06	-	Saloon Engine OM602.912	Joint,Propeller Shaft
1985.04-1993.06		-	Saloon Engine OM602.912	Joint,Propeller Shaft	510460
1985.04-1993.06		-	Saloon Engine OM602.912	Joint,Propeller Shaft	510463
1985.04-1993.06		-	Saloon Engine OM602.912	Joint,Propeller Shaft	510569
1985.04-1993.06		-	Saloon Engine OM602.912	Joint,Propeller Shaft Kit	510459S
1985.04-1993.06		-	Saloon Engine OM602.912	Joint,Propeller Shaft Kit	510570S
1985.04-1993.06		Centre	Saloon Engine OM602.912	Center Bearing Support	510435
1985.04-1993.06		Front	Saloon Engine OM602.912	Joint,Propeller Shaft Kit	510434S
1985.04-1993.06		Front	Saloon Engine OM602.912	Joint,Propeller Shaft Kit	518077S
250 D (69 kW)		1989.01-1993.06	-	Saloon Engine OM602.912	Center Bearing Support
	1989.01-1993.06	-	Saloon Engine OM602.912	Joint,Propeller Shaft	510436
	1989.01-1993.06	-	Saloon Engine OM602.912	Joint,Propeller Shaft	510458
	1989.01-1993.06	-	Saloon Engine OM602.912	Joint,Propeller Shaft	510460
	1989.01-1993.06	-	Saloon Engine OM602.912	Joint,Propeller Shaft	510463
	1989.01-1993.06	-	Saloon Engine OM602.912	Joint,Propeller Shaft	510569
	1989.01-1993.06	-	Saloon Engine OM602.912	Joint,Propeller Shaft Kit	510459S
	1989.01-1993.06	-	Saloon Engine OM602.912	Joint,Propeller Shaft Kit	510570S
	1989.01-1993.06	Centre	Saloon Engine OM602.912	Center Bearing Support	510435
	1989.01-1993.06	Front	Saloon Engine OM602.912	Joint,Propeller Shaft Kit	510434S
250 Turbo-D (93 kW)	1988.09-1993.06	-	Saloon Engine OM602.962	Center Bearing Support	511574
	1988.09-1993.06	-	Saloon Engine OM602.962	Joint,Propeller Shaft	510463
	1988.09-1993.06	-	Saloon Engine OM602.962	Joint,Propeller Shaft	510569
	1988.09-1993.06	-	Saloon Engine OM602.962	Joint,Propeller Shaft Kit	510570S
	1988.09-1993.06	Centre	Saloon Engine OM602.962	Center Bearing Support	510435
	1988.09-1993.06	Front	Saloon Engine OM602.962	Joint,Propeller Shaft Kit	510434S
260 E (118 kW)	1985.09-1992.08	-	Saloon Engine M103.940	Center Bearing Support	510511
	1985.09-1992.08	-	Saloon Engine M103.940	Joint,Propeller Shaft	510569
	1985.09-1992.08	-	Saloon Engine M103.940	Joint,Propeller Shaft	510571
	1985.09-1992.08	-	Saloon Engine M103.940	Joint,Propeller Shaft Kit	510570S
	1985.09-1992.08	Centre	Saloon Engine M103.940	Center Bearing Support	510435
	1985.09-1992.08	Front	Saloon Engine M103.940	Joint,Propeller Shaft Kit	510434S
	1985.09-1992.08	Front	Saloon Engine M103.940	Joint,Propeller Shaft Kit	510572S
260 E (122 kW)	1985.09-1989.12	-	Saloon Engine M103.940	Joint,Propeller Shaft	510569
	1985.09-1989.12	-	Saloon Engine M103.940	Joint,Propeller Shaft Kit	510570S
	1985.09-1989.12	Centre	Saloon Engine M103.940	Center Bearing Support	510435
	1985.09-1989.12	Front	Saloon Engine M103.940	Joint,Propeller Shaft Kit	510434S
260 E 4-matic (118 kW)	1986.09-1992.08	-	Saloon Engine M103.943	Center Bearing Support	511574
	1986.09-1992.08	-	Saloon Engine M103.943	Joint,Propeller Shaft	510569
	1986.09-1992.08	-	Saloon Engine M103.943	Joint,Propeller Shaft Kit	510570S
	1986.09-1992.08	Centre	Saloon Engine M103.943	Center Bearing Support	510435
280 E (145 kW)	1992.10-1993.06	Front	Saloon Engine M103.943	Joint,Propeller Shaft Kit	510434S
	1992.10-1993.06	-	Saloon Engine M104.942	Center Bearing Support	511574
300 D (80 kW)	1992.10-1993.06	-	Saloon Engine M104.942	Joint,Propeller Shaft Kit	510580S
	1984.12-1989.08	-	Saloon Engine OM603.912	Joint,Propeller Shaft	510463



	 YEAR	FITTING POSITION	REMARKS	PRODUCT	GSP Ref.
MERCEDES BENZ					
SALOON (W124)					
300 D (80 kW)	1984.12-1989.08	-	Saloon Engine OM603.912	Joint,Propeller Shaft	510569
	1984.12-1989.08	-	Saloon Engine OM603.912	Joint,Propeller Shaft Kit	510570S
	1984.12-1989.08	Front	Saloon Engine OM603.912	Joint,Propeller Shaft Kit	510434S
300 D (83 kW)	1989.08-1993.06	-	Saloon Engine OM603.912	Center Bearing Support	511574
	1989.08-1993.06	-	Saloon Engine OM603.912	Joint,Propeller Shaft	510463
	1989.08-1993.06	-	Saloon Engine OM603.912	Joint,Propeller Shaft	510569
	1989.08-1993.06	-	Saloon Engine OM603.912	Joint,Propeller Shaft Kit	510570S
	1989.08-1993.06	Front	Saloon Engine OM603.912	Joint,Propeller Shaft Kit	510434S
300 D 4-matic (83 kW)	1989.08-1993.06	-	Saloon Engine OM603.913	Center Bearing Support	511574
	1989.08-1993.06	-	Saloon Engine OM603.913	Joint,Propeller Shaft	510460
	1989.08-1993.06	-	Saloon Engine OM603.913	Joint,Propeller Shaft	510463
	1989.08-1993.06	-	Saloon Engine OM603.913	Joint,Propeller Shaft	510569
	1989.08-1993.06	-	Saloon Engine OM603.913	Joint,Propeller Shaft Kit	510459S
	1989.08-1993.06	-	Saloon Engine OM603.913	Joint,Propeller Shaft Kit	510570S
	1989.08-1993.06	Front	Saloon Engine OM603.913	Joint,Propeller Shaft Kit	510434S
300 E (132 kW)	1985.08-1992.08	-	Saloon Engine M103.983	Center Bearing Support	511574
	1985.08-1992.08	-	Saloon Engine M103.983	Joint,Propeller Shaft	510569
	1985.08-1992.08	-	Saloon Engine M103.983	Joint,Propeller Shaft	510571
	1985.08-1992.08	-	Saloon Engine M103.983	Joint,Propeller Shaft Kit	510570S
	1985.08-1992.08	Front	Saloon Engine M103.983	Joint,Propeller Shaft Kit	510434S
	1985.08-1992.08	Front	Saloon Engine M103.983	Joint,Propeller Shaft Kit	510572S
300 E (138 kW)	1985.01-1985.12	-	Saloon Engine M103.980	Center Bearing Support	511574
	1985.01-1985.12	-	Saloon Engine M103.980	Joint,Propeller Shaft	510569
	1985.01-1985.12	-	Saloon Engine M103.980	Joint,Propeller Shaft	510571
	1985.01-1985.12	-	Saloon Engine M103.980	Joint,Propeller Shaft Kit	510570S
	1985.06-1992.08	-	Saloon Engine M103.983	Joint,Propeller Shaft	510569
	1985.06-1992.08	-	Saloon Engine M103.983	Joint,Propeller Shaft Kit	510570S
	1985.06-1992.08	Front	Saloon Engine M103.983	Joint,Propeller Shaft Kit	510434S
300 E 4-matic (132 kW)	1986.09-1993.06	-	Saloon Engine M103.985	Center Bearing Support	511574
	1986.09-1993.06	-	Saloon Engine M103.985	Joint,Propeller Shaft	510569
	1986.09-1993.06	-	Saloon Engine M103.985	Joint,Propeller Shaft Kit	510570S
300 E 4-matic (138 kW)	1986.09-1992.02	-	Saloon Engine M103.983	Joint,Propeller Shaft	510569
	1986.09-1992.02	-	Saloon Engine M103.983	Joint,Propeller Shaft Kit	510570S
300 E-24 (162 kW)	1988.09-1992.08	-	Saloon Engine M104.980	Joint,Propeller Shaft Kit	510580S
300 Turbo-D (105 kW)	1986.09-1988.09	-	Saloon Engine OM603.960/OM603.963	Joint,Propeller Shaft Kit	510576S
	1986.09-1988.09	Front And Rear	Saloon Engine OM603.960/OM603.963	Joint,Propeller Shaft	510575
300 Turbo-D (108 kW)	1988.09-1993.06	-	Saloon Engine OM603.960	Center Bearing Support	511574
	1988.09-1993.06	-	Saloon Engine OM603.960	Joint,Propeller Shaft	510463
	1988.09-1993.06	-	Saloon Engine OM603.960	Joint,Propeller Shaft Kit	510576S
	1988.09-1993.06	Front And Rear	Saloon Engine OM603.960	Joint,Propeller Shaft	510575
300 Turbo-D 4-matic (105 kW)	1986.09-1988.09	-	Saloon Engine OM603.960/OM603.963	Joint,Propeller Shaft	510460
	1986.09-1988.09	-	Saloon Engine OM603.960/OM603.963	Joint,Propeller Shaft Kit	510459S
	1986.09-1988.09	-	Saloon Engine OM603.960/OM603.963	Joint,Propeller Shaft Kit	510576S
	1986.09-1988.09	Front And Rear	Saloon Engine OM603.960/OM603.963	Joint,Propeller Shaft	510575
300 Turbo-D 4-matic (108 kW)	1988.01-1993.06	-	Saloon Engine OM603.963	Center Bearing Support	511574
	1988.01-1993.06	-	Saloon Engine OM603.963	Joint,Propeller Shaft	510460
	1988.01-1993.06	-	Saloon Engine OM603.963	Joint,Propeller Shaft	510463
	1988.01-1993.06	-	Saloon Engine OM603.963	Joint,Propeller Shaft Kit	510459S
	1988.01-1993.06	-	Saloon Engine OM603.963	Joint,Propeller Shaft Kit	510576S
	1988.01-1993.06	Front And Rear	Saloon Engine OM603.963	Joint,Propeller Shaft	510575
300D(81kW)	1990.06-1993.06	-	Saloon Engine OM603.912	Joint,Propeller Shaft	510569
	1990.06-1993.06	-	Saloon Engine OM603.912	Joint,Propeller Shaft Kit	510570S
300D4-matic(80kW)	1986.09-1992.08	-	Saloon Engine OM603.913	Joint,Propeller Shaft	510460
	1986.09-1992.08	-	Saloon Engine OM603.913	Joint,Propeller Shaft	510569
	1986.09-1992.08	-	Saloon Engine OM603.913	Joint,Propeller Shaft Kit	510459S
	1986.09-1992.08	-	Saloon Engine OM603.913	Joint,Propeller Shaft Kit	510570S
	1986.09-1992.08	Front	Saloon Engine OM603.913	Joint,Propeller Shaft Kit	510434S



	 YEAR	FITTING POSITION	REMARKS	PRODUCT	GSP Ref.
MERCEDES BENZ					
SALOON (W124)					
320 E (162 kW)	1992.10-1993.06	-	Saloon Engine M104.992	Center Bearing Support	511574
400 E 4.2 (205 kW)	1992.10-1993.06	-	Saloon Engine M119.975	Center Bearing Support	510511
	1992.10-1993.06	Centre	Saloon Engine M119.975	Center Bearing Support	510435
S-CLASS (C126)					
380 SEC (150 kW)	1981.10-1985.07	-	Coupe Engine M116.963	Center Bearing Support	512314
	1981.10-1985.07	-	Coupe Engine M116.963	Joint,Propeller Shaft Kit	510576S
	1981.10-1985.07	Front And Rear	Coupe Engine M116.963	Joint,Propeller Shaft	510575
420 SEC (150 kW)	1985.10-1991.06	-	Coupe Engine M116.965	Joint,Propeller Shaft Kit	510576S
	1985.10-1991.06	Front And Rear	Coupe Engine M116.965	Joint,Propeller Shaft	510575
420 SEC (160 kW)	1985.10-1987.12	-	Coupe Engine M116.965	Center Bearing Support	511574
	1985.10-1987.12	-	Coupe Engine M116.965	Joint,Propeller Shaft Kit	510576S
	1985.10-1987.12	Front And Rear	Coupe Engine M116.965	Joint,Propeller Shaft	510575
420 SEC (165 kW)	1985.10-1991.06	-	Coupe Engine M116.965	Joint,Propeller Shaft Kit	510576S
	1985.10-1991.06	Front And Rear	Coupe Engine M116.965	Joint,Propeller Shaft	510575
500 SEC (164 kW)	1985.10-1991.06	-	Coupe Engine M117.965	Joint,Propeller Shaft Kit	510576S
	1985.10-1991.06	Front And Rear	Coupe Engine M117.965	Joint,Propeller Shaft	510575
500 SEC (170 kW)	1981.10-1985.08	-	Coupe Engine M117.963	Center Bearing Support	511574
	1981.10-1985.08	-	Coupe Engine M117.963	Center Bearing Support	512314
	1981.10-1985.08	-	Coupe Engine M117.963	Joint,Propeller Shaft Kit	510576S
	1981.10-1985.08	Front And Rear	Coupe Engine M117.963	Joint,Propeller Shaft	510575
500 SEC (180 kW)	1985.09-1991.06	-	Coupe Engine M117.965	Joint,Propeller Shaft Kit	510576S
	1985.09-1991.06	Front And Rear	Coupe Engine M117.965	Joint,Propeller Shaft	510575
500 SEC (185 kW)	1987.08-1991.06	-	Coupe Engine M117.965	Joint,Propeller Shaft Kit	510576S
	1987.08-1991.06	Front And Rear	Coupe Engine M117.965	Joint,Propeller Shaft	510575
500 SEC (195 kW)	1985.09-1991.06	-	Coupe Engine M117.965	Center Bearing Support	511574
	1985.09-1991.06	-	Coupe Engine M117.965	Center Bearing Support	512314
	1985.09-1991.06	-	Coupe Engine M117.965	Joint,Propeller Shaft Kit	510576S
	1985.09-1991.06	Front And Rear	Coupe Engine M117.965	Joint,Propeller Shaft	510575
500SECCAT(185kW)	1989.06-1991.06	-	Coupe Engine M117.965	Joint,Propeller Shaft Kit	510576S
	1989.06-1991.06	Front And Rear	Coupe Engine M117.965	Joint,Propeller Shaft	510575
560 SEC (178 kW)	1985.10-1991.06	-	Coupe Engine M117.968	Joint,Propeller Shaft Kit	510576S
	1985.10-1991.06	Front And Rear	Coupe Engine M117.968	Joint,Propeller Shaft	510575
560 SEC (200 kW)	1985.10-1987.12	-	Coupe Engine M117.968	Joint,Propeller Shaft Kit	510576S
	1985.10-1987.12	Front And Rear	Coupe Engine M117.968	Joint,Propeller Shaft	510575
560 SEC (205 kW)	1985.10-1991.06	-	Coupe Engine M117.968	Joint,Propeller Shaft Kit	510576S
	1985.10-1991.06	Front And Rear	Coupe Engine M117.968	Joint,Propeller Shaft	510575
560 SEC (220 kW)	1985.10-1989.12	-	Coupe Engine M117.968	Center Bearing Support	511574
	1985.10-1989.12	-	Coupe Engine M117.968	Joint,Propeller Shaft Kit	510576S
	1985.10-1989.12	Front And Rear	Coupe Engine M117.968	Joint,Propeller Shaft	510575
S-CLASS (C140)					
SEC/CL 420 (205 kW)	1994.10-1999.02	-	Coupe Engine M119.971/M119.981	Joint,Propeller Shaft	512676
	1994.10-1999.02	-	Coupe Engine M119.971/M119.981	Joint,Propeller Shaft	512677
	1994.10-1999.02	-	Coupe Engine M119.971/M119.981	Joint,Propeller Shaft Kit	512671S
SEC/CL 500 (235 kW)	1992.10-1999.02	-	Coupe Engine M119.970	Joint,Propeller Shaft	512677
SEC/CL 600 (290 kW)	1992.09-1999.02	-	Coupe Engine M120.980/M120.982	Joint,Propeller Shaft	512676
	1992.09-1999.02	-	Coupe Engine M120.980/M120.982	Joint,Propeller Shaft Kit	512671S
S-CLASS (C215)					
CL 500 (225 kW)	1999.03-2006.03	-	Coupe Engine M113.960	Joint,Propeller Shaft	512677
CL 600 (270 kW)	1999.03-2006.03	Centre	Coupe Engine M137.970	Center Bearing Support	512668
S-CLASS (C216)					
CL 500 4-matic (285 kW)	2008.02-	-	Coupe Engine M273.968	Joint,Propeller Shaft	512678
S-CLASS (W116)					
280 S (115 kW)	1972.08-1980.07	-	Saloon Engine M110.922	Center Bearing Support	510477
	1972.08-1980.07	-	Saloon Engine M110.922	Center Bearing Support	519457
280 SE,SEL (136 kW)	1972.08-1980.07	-	Saloon Engine M110.983/110.985	Center Bearing Support	510477
	1972.08-1980.07	-	Saloon Engine M110.983/110.985	Center Bearing Support	519457
350 SE,SEL (147 kW)	1972.08-1976.02	-	Saloon Engine M116.983	Center Bearing Support	510477



	 YEAR	FITTING POSITION	REMARKS	PRODUCT	GSP Ref.
MERCEDES BENZ					
S-CLASS (W116)					
350 SE,SEL (147 kW)	1972.08-1976.02	-	Saloon Engine M116.983	Center Bearing Support	519457
450 SE (143 kW)	1972.08-1976.12	-	Saloon Engine M117.983	Center Bearing Support	510477
	1972.08-1976.12	-	Saloon Engine M117.983	Center Bearing Support	519457
450 SE,SEL (165 kW)	1973.01-1980.04	-	Saloon Engine M117.983/M117.986	Center Bearing Support	510477
	1973.01-1980.04	-	Saloon Engine M117.983/M117.986	Center Bearing Support	519457
	1973.01-1980.04	-	Saloon Engine M117.983/M117.986	Joint,Propeller Shaft Kit	510576S
	1973.01-1980.04	Front And Rear	Saloon Engine M117.983/M117.986	Joint,Propeller Shaft	510575
450 SEL 6.9 (210 kW)	1975.07-1980.03	-	Saloon Engine M100.985	Center Bearing Support	510477
	1975.07-1980.03	-	Saloon Engine M100.985	Center Bearing Support	519457
	1975.07-1980.03	-	Saloon Engine M100.985	Joint,Propeller Shaft Kit	510576S
	1975.07-1980.03	Front And Rear	Saloon Engine M100.985	Joint,Propeller Shaft	510575
450SE,SEL(160kW)	1975.12-1980.04	-	Saloon Engine M117.985/M117.986	Joint,Propeller Shaft Kit	510576S
	1975.12-1980.04	Front And Rear	Saloon Engine M117.985/M117.986	Joint,Propeller Shaft	510575
S-CLASS (W126)					
260 SE (118 kW)	1985.09-1991.06	-	Saloon Engine M103.941	Center Bearing Support	511574
	1985.09-1991.06	-	Saloon Engine M103.941	Joint,Propeller Shaft	510436
	1985.09-1991.06	-	Saloon Engine M103.941	Joint,Propeller Shaft	510569
	1985.09-1991.06	-	Saloon Engine M103.941	Joint,Propeller Shaft Kit	510570S
	1985.09-1991.06	Front	Saloon Engine M103.941	Joint,Propeller Shaft Kit	510434S
260SE(122kW)	1985.09-1991.06	-	Saloon Engine M103.941	Joint,Propeller Shaft	510569
	1985.09-1991.06	-	Saloon Engine M103.941	Joint,Propeller Shaft Kit	510570S
280 S (115 kW)	1979.12-1985.07	-	Saloon Engine M110.924/M110.926	Center Bearing Support	512314
	1979.12-1985.07	-	Saloon Engine M110.924/M110.926	Joint,Propeller Shaft	510436
	1979.12-1985.07	-	Saloon Engine M110.924/M110.926	Joint,Propeller Shaft	510573
	1979.12-1985.07	Front	Saloon Engine M110.924/M110.926	Joint,Propeller Shaft Kit	510574S
280 SE,SEL (136 kW)	1979.10-1985.07	-	Saloon Engine M110.987/M110.989	Center Bearing Support	512314
	1979.10-1985.07	-	Saloon Engine M110.987/M110.989	Joint,Propeller Shaft	510436
	1979.10-1985.07	-	Saloon Engine M110.987/M110.989	Joint,Propeller Shaft	510573
	1979.10-1985.07	Front	Saloon Engine M110.987/M110.989	Joint,Propeller Shaft Kit	510574S
300 SE,SEL (132 kW)	1986.01-1991.06	-	Saloon Engine M103.981	Center Bearing Support	511574
	1986.01-1991.06	-	Saloon Engine M103.981	Joint,Propeller Shaft	510569
	1986.01-1991.06	-	Saloon Engine M103.981	Joint,Propeller Shaft Kit	510570S
300 SE,SEL (138 kW)	1985.09-1989.12	-	Saloon Engine M103.981	Joint,Propeller Shaft	510569
	1985.09-1989.12	-	Saloon Engine M103.981	Joint,Propeller Shaft Kit	510570S
380 SE,SEL (150 kW)	1979.12-1985.08	-	Saloon Engine M116.963	Center Bearing Support	512314
	1979.12-1985.08	-	Saloon Engine M116.963	Joint,Propeller Shaft Kit	510576S
	1979.12-1985.08	Front And Rear	Saloon Engine M116.963	Joint,Propeller Shaft	510575
380 SE,SEL (160 kW)	1985.12-1986.12	-	Saloon Engine M116.961	Center Bearing Support	512314
	1985.12-1986.12	-	Saloon Engine M116.961	Joint,Propeller Shaft Kit	510576S
	1985.12-1986.12	Front And Rear	Saloon Engine M116.961	Joint,Propeller Shaft	510575
420 SE,SEL (150 kW)	1985.10-1991.06	-	Saloon Engine M116.965	Joint,Propeller Shaft Kit	510576S
	1985.10-1991.06	Front And Rear	Saloon Engine M116.965	Joint,Propeller Shaft	510575
420 SE,SEL (160 kW)	1985.10-1987.12	-	Saloon Engine M116.965	Joint,Propeller Shaft Kit	510576S
	1985.10-1987.12	Front And Rear	Saloon Engine M116.965	Joint,Propeller Shaft	510575
420 SE,SEL (165 kW)	1985.10-1991.06	-	Saloon Engine M116.965	Joint,Propeller Shaft Kit	510576S
	1985.10-1991.06	Front And Rear	Saloon Engine M116.965	Joint,Propeller Shaft	510575
420 SE,SEL (170 kW)	1985.10-1987.12	-	Saloon Engine M116.965	Center Bearing Support	511574
	1985.10-1987.12	-	Saloon Engine M116.965	Joint,Propeller Shaft Kit	510576S
	1985.10-1987.12	Front And Rear	Saloon Engine M116.965	Joint,Propeller Shaft	510575
500 SE,SEL (164 kW)	1985.09-1991.06	-	Saloon Engine M117.965	Joint,Propeller Shaft Kit	510576S
	1985.09-1991.06	Front And Rear	Saloon Engine M117.965	Joint,Propeller Shaft	510575
500 SE,SEL (170 kW)	1979.12-1985.08	-	Saloon Engine M117.961/117.963	Center Bearing Support	511574
	1979.12-1985.08	-	Saloon Engine M117.961/117.963	Center Bearing Support	512314
	1979.12-1985.08	-	Saloon Engine M117.961/117.963	Joint,Propeller Shaft Kit	510576S
	1979.12-1985.08	Front And Rear	Saloon Engine M117.961/117.963	Joint,Propeller Shaft	510575
500 SE,SEL (177 kW)	1979.12-1985.08	-	Saloon Engine M117.961/117.963	Center Bearing Support	511574
	1979.12-1985.08	-	Saloon Engine M117.961/117.963	Center Bearing Support	512314



	 YEAR	FITTING POSITION	REMARKS	PRODUCT	GSP Ref.
MERCEDES BENZ					
S-CLASS (W126)					
500 SE,SEL (177 kW)	1979.12-1985.08	-	Saloon Engine M117.961/117.963	Joint,Propeller Shaft Kit	510576S
	1979.12-1985.08	Front And Rear	Saloon Engine M117.961/117.963	Joint,Propeller Shaft	510575
500 SE,SEL (180 kW)	1985.09-1991.06	-	Saloon Engine M117.965	Joint,Propeller Shaft Kit	510576S
	1985.09-1991.06	Front And Rear	Saloon Engine M117.965	Joint,Propeller Shaft	510575
500 SE,SEL (185 kW)	1987.09-1991.06	-	Saloon Engine M117.965	Joint,Propeller Shaft Kit	510576S
	1987.09-1991.06	Front And Rear	Saloon Engine M117.965	Joint,Propeller Shaft	510575
500 SE,SEL (195 kW)	1987.09-1991.06	-	Saloon Engine M117.965	Joint,Propeller Shaft Kit	510576S
	1987.09-1991.06	Front And Rear	Saloon Engine M117.965	Joint,Propeller Shaft	510575
500SE,SELCAT(185kW)	1989.06-1991.06	-	Saloon Engine M117.965	Joint,Propeller Shaft Kit	510576S
	1989.06-1991.06	Front And Rear	Saloon Engine M117.965	Joint,Propeller Shaft	510575
560 SE,SEL (220 kW)	1985.10-1991.06	-	Saloon Engine M117.968	Center Bearing Support	511574
S-CLASS (W140)					
300 SE,SEL/S320 (170 kW)	1991.03-1998.10	-	Saloon Engine M104.990/M104.994	Joint,Propeller Shaft	510571
	1991.03-1998.10	-	Saloon Engine M104.990/M104.994	Joint,Propeller Shaft Kit	510580S
300SE2.8(145kW)	1993.01-1998.10	-	Saloon Engine M104.944	Joint,Propeller Shaft	510571
	1993.01-1998.10	-	Saloon Engine M104.944	Joint,Propeller Shaft Kit	510580S
400SE,SEL/S420(210kW)	1991.02-1998.10	-	Saloon Engine M119.971	Joint,Propeller Shaft	512677
500 SE,SEL (240 kW)	1991.02-1998.10	-	Saloon Engine M119.970	Joint,Propeller Shaft	512676
	1991.02-1998.10	-	Saloon Engine M119.970	Joint,Propeller Shaft	512677
	1991.02-1998.10	-	Saloon Engine M119.970	Joint,Propeller Shaft Kit	512671S
	1991.02-1998.10	Centre	Saloon Engine M119.970	Center Bearing Support	530178
600 SE,SEL (300 kW)	1991.04-1992.12	-	Saloon Engine M120.980/M120.982	Joint,Propeller Shaft	512676
	1991.04-1992.12	-	Saloon Engine M120.980/M120.982	Joint,Propeller Shaft Kit	512671S
S 280 (142 kW)	1993.02-1998.10	-	Saloon Engine M104.944	Joint,Propeller Shaft	510571
	1993.02-1998.10	-	Saloon Engine M104.944	Joint,Propeller Shaft Kit	510580S
S 500 (235 kW)	1993.01-1998.10	-	Saloon Engine M119.970/M119.980	Joint,Propeller Shaft	512677
	1993.01-1998.10	Centre	Saloon Engine M119.970/M119.980	Center Bearing Support	530178
S300Turbo-D(130kW)	1996.05-1998.10	-	Saloon Engine OM606.961	Joint,Propeller Shaft	512677
S420(205kW)	1993.01-1998.10	-	Saloon Engine M119.971	Joint,Propeller Shaft	512677
S-CLASS (W220)					
S 280 (150 kW)	1998.10-2005.08	-	Saloon Engine M112.922	Joint,Propeller Shaft	510571
	1998.10-2005.08	-	Saloon Engine M112.922	Joint,Propeller Shaft	512677
	1998.10-2005.08	-	Saloon Engine M112.922	Joint,Propeller Shaft	512678
S 320 (165 kW)	1998.10-2005.08	-	Saloon Engine M112.944	Joint,Propeller Shaft	510571
	1998.10-2005.08	-	Saloon Engine M112.944	Joint,Propeller Shaft	512677
	1998.10-2005.08	-	Saloon Engine M112.944	Joint,Propeller Shaft	512678
S 320 CDi (145 kW)	1999.08-2002.09	-	Saloon Engine OM613.960	Joint,Propeller Shaft	512677
S 350 (180 kW)	2002.09-2005.08	-	Saloon Engine M112.972	Joint,Propeller Shaft	512677
S 350 4-matic (180 kW)	2003.06-2005.08	-	Saloon Engine M112.975	Joint,Propeller Shaft	512678
S 430 (205 kW)	1998.10-2005.08	-	Saloon Engine M113.941	Joint,Propeller Shaft	512677
S 430 4-matic (205 kW)	2002.09-2005.08	-	Saloon Engine M113.948	Joint,Propeller Shaft	512678
	1998.10-2005.08	-	Saloon Engine M113.960	Joint,Propeller Shaft	512676
	1998.10-2005.08	-	Saloon Engine M113.960	Joint,Propeller Shaft	512677
S 500 (225 kW)	1998.10-2005.08	-	Saloon Engine M113.960	Joint,Propeller Shaft Kit	512671S
	1998.10-2005.08	-	Saloon Engine M113.960	Joint,Propeller Shaft	512677
	1998.10-2005.08	-	Saloon Engine M113.966	Joint,Propeller Shaft	512678
S 500 4-matic (225 kW)	2002.09-2005.08	-	Saloon Engine M113.966	Joint,Propeller Shaft	512678
S-CLASS (W221)					
S 280 (170 kW)	2006.08-	-	Saloon Engine M272.946	Joint,Propeller Shaft	512678
S 320 CDi 4-matic (173 kW)	2006.10-	-	Saloon Engine OM642.932	Joint,Propeller Shaft	512678
S 350 4-matic (200 kW)	2008.02-	-	Saloon Engine M272.975	Joint,Propeller Shaft	512678
S 450 4-matic (250 kW)	2005.12-	-	Saloon Engine M273.924	Joint,Propeller Shaft	512678
S 500 4-matic (285 kW)	2005.10-	-	Saloon Engine M273.961/M237.968	Joint,Propeller Shaft	512678
SL (C107)					
280 SL (136 kW)	1974.08-1985.07	-	Convertible Engine M110.982/M110.986/M110.990	Center Bearing Support	510477
	1974.08-1985.07	-	Convertible Engine M110.982/M110.986/M110.990	Center Bearing Support	519457
	1974.08-1985.07	-	Convertible Engine M110.982/M110.986/M110.990	Joint,Propeller Shaft	510436
	1974.08-1985.07	-	Convertible Engine M110.982/M110.986/M110.990	Joint,Propeller Shaft	510573
	1974.08-1985.07	Front	Convertible Engine M110.982/M110.986/M110.990	Joint,Propeller Shaft Kit	510574S



	 YEAR	FITTING POSITION	REMARKS	PRODUCT	GSP Ref.
MERCEDES BENZ					
SL (C107)					
280 SLC (136 kW)	1974.08-1981.09	-	Coupe Engine M110.982/M110.986/M110.990	Center Bearing Support	510477
	1974.08-1981.09	-	Coupe Engine M110.982/M110.986/M110.990	Center Bearing Support	519457
	1974.08-1981.09	-	Coupe Engine M110.982/M110.986/M110.990	Joint,Propeller Shaft	510573
	1974.08-1981.09	Front	Coupe Engine M110.982/M110.986/M110.990	Joint,Propeller Shaft Kit	510574S
350 SLC (147 kW)	1972.01-1976.02	-	Coupe Engine M116.982/M116.984	Center Bearing Support	510477
	1972.01-1976.02	-	Coupe Engine M116.982/M116.984	Center Bearing Support	519457
380 SLC (160 kW)	1980.07-1981.08	-	Coupe Engine M116.960	Center Bearing Support	510477
	1980.07-1981.08	-	Coupe Engine M116.960	Center Bearing Support	519457
	1980.07-1981.08	-	Coupe Engine M116.960	Joint,Propeller Shaft Kit	510576S
	1980.07-1981.08	Front And Rear	Coupe Engine M116.960	Joint,Propeller Shaft	510575
450 SLC (160 kW)	1975.09-1979.08	-	Coupe Engine M117.982/M117.985	Center Bearing Support	510477
	1975.09-1979.08	-	Coupe Engine M117.982/M117.985	Center Bearing Support	519457
	1975.09-1979.08	-	Coupe Engine M117.982/M117.985	Joint,Propeller Shaft Kit	510576S
	1975.09-1979.08	Front And Rear	Coupe Engine M117.982/M117.985	Joint,Propeller Shaft	510575
450 SLC (165 kW)	1973.01-1975.11	-	Coupe Engine M117.982/M117.985	Center Bearing Support	510477
	1973.01-1975.11	-	Coupe Engine M117.982/M117.985	Center Bearing Support	519457
	1973.01-1975.11	-	Coupe Engine M117.982/M117.985	Joint,Propeller Shaft Kit	510576S
	1973.01-1975.11	Front And Rear	Coupe Engine M117.982/M117.985	Joint,Propeller Shaft	510575
450 SLC 5.0 (177 kW)	1978.06-1980.02	-	Coupe Engine M117.960	Center Bearing Support	510477
	1978.06-1980.02	-	Coupe Engine M117.960	Center Bearing Support	519457
	1978.06-1980.02	-	Coupe Engine M117.960	Center Bearing Support Kit	531058S
	1978.06-1980.02	-	Coupe Engine M117.960	Joint,Propeller Shaft Kit	510576S
	1978.06-1980.02	Front And Rear	Coupe Engine M117.960	Joint,Propeller Shaft	510575
SL (R107)					
300 SL (132 kW)	1985.09-1989.08	-	Convertible Engine M103.982	Center Bearing Support	511574
	1985.09-1989.08	-	Convertible Engine M103.982	Joint,Propeller Shaft	510569
	1985.09-1989.08	-	Convertible Engine M103.982	Joint,Propeller Shaft Kit	510570S
300 SL (138 kW)	1985.09-1989.08	-	Convertible Engine M103.982	Joint,Propeller Shaft	510569
	1985.09-1989.08	-	Convertible Engine M103.982	Joint,Propeller Shaft Kit	510570S
350 SL (143 kW)	1971.05-1980.02	-	Convertible Engine M116.982/M116.984	Center Bearing Support	510477
	1971.05-1980.02	-	Convertible Engine M116.982/M116.984	Center Bearing Support	519457
380 SL (150 kW)	1980.09-1985.08	-	Convertible Engine M116.962	Center Bearing Support	510477
	1980.09-1985.08	-	Convertible Engine M116.962	Center Bearing Support	519457
380 SL (160 kW)	1980.09-1981.08	-	Convertible Engine M116.960	Center Bearing Support	510477
	1980.09-1981.08	-	Convertible Engine M116.960	Center Bearing Support	519457
	1980.09-1981.08	-	Convertible Engine M116.960	Joint,Propeller Shaft Kit	510576S
	1980.09-1981.08	Front And Rear	Convertible Engine M116.960	Joint,Propeller Shaft	510575
420 SL (150 kW)	1986.01-1989.08	-	Convertible Engine M116.964	Joint,Propeller Shaft Kit	510576S
	1986.01-1989.08	Front And Rear	Convertible Engine M116.964	Joint,Propeller Shaft	510575
420 SL (160 kW)	1986.01-1989.08	-	Convertible Engine M116.964	Center Bearing Support	511574
	1986.01-1989.08	-	Convertible Engine M116.964	Joint,Propeller Shaft Kit	510576S
	1986.01-1989.08	Front And Rear	Convertible Engine M116.964	Joint,Propeller Shaft	510575
450 SL (160 kW)	1975.09-1980.10	-	Convertible Engine M117.982/M117.985	Center Bearing Support	510477
	1975.09-1980.10	-	Convertible Engine M117.982/M117.985	Center Bearing Support	519457
	1975.09-1980.10	-	Convertible Engine M117.982/M117.985	Joint,Propeller Shaft Kit	510576S
	1975.09-1980.10	Front And Rear	Convertible Engine M117.982/M117.985	Joint,Propeller Shaft	510575
450 SL (165 kW)	1972.10-1980.10	-	Convertible Engine M117.982/M117.985	Center Bearing Support	510477
	1972.10-1980.10	-	Convertible Engine M117.982/M117.985	Center Bearing Support	519457
	1972.10-1980.10	-	Convertible Engine M117.982/M117.985	Joint,Propeller Shaft Kit	510576S
	1972.10-1980.10	Front And Rear	Convertible Engine M117.982/M117.985	Joint,Propeller Shaft	510575
500 SL (164 kW)	1986.01-1989.08	-	Convertible Engine M117.964	Center Bearing Support	510477
	1986.01-1989.08	-	Convertible Engine M117.964	Center Bearing Support	511574
	1986.01-1989.08	-	Convertible Engine M117.964	Center Bearing Support	519457
	1986.01-1989.08	-	Convertible Engine M117.964	Joint,Propeller Shaft Kit	510576S
	1986.01-1989.08	Front And Rear	Convertible Engine M117.964	Joint,Propeller Shaft	510575
500 SL (170 kW)	1980.05-1985.12	-	Convertible Engine M117.960	Center Bearing Support	510477
	1980.05-1985.12	-	Convertible Engine M117.960	Center Bearing Support	511574



	 YEAR	FITTING POSITION	REMARKS	PRODUCT	GSP Ref.
MERCEDES BENZ					
SL (R107)					
500 SL (170 kW)	1980.05-1985.12	-	Convertible Engine M117.960	Center Bearing Support	519457
	1980.05-1985.12	-	Convertible Engine M117.960	Joint,Propeller Shaft Kit	510576S
500 SL (177 kW)	1980.05-1985.12	Front And Rear	Convertible Engine M117.960	Joint,Propeller Shaft	510575
	1980.05-1981.12	-	Convertible Engine M117.960	Center Bearing Support	510477
	1980.05-1981.12	-	Convertible Engine M117.960	Center Bearing Support	511574
	1980.05-1981.12	-	Convertible Engine M117.960	Center Bearing Support	519457
	1980.05-1981.12	-	Convertible Engine M117.960	Joint,Propeller Shaft Kit	510576S
	1980.05-1981.12	Front And Rear	Convertible Engine M117.960	Joint,Propeller Shaft	510575
500 SL (180 kW)	1986.01-1989.08	-	Convertible Engine M117.960/M117.964	Center Bearing Support	510477
	1986.01-1989.08	-	Convertible Engine M117.960/M117.964	Center Bearing Support	511574
	1986.01-1989.08	-	Convertible Engine M117.960/M117.964	Center Bearing Support	519457
	1986.01-1989.08	-	Convertible Engine M117.960/M117.964	Joint,Propeller Shaft Kit	510576S
	1986.01-1989.08	Front And Rear	Convertible Engine M117.960/M117.964	Joint,Propeller Shaft	510575
SL (R129)					
280 (142 kW)	1993.08-2001.10	-	Convertible Engine M104.943	Joint,Propeller Shaft	510571
	1993.08-2001.10	-	Convertible Engine M104.943	Joint,Propeller Shaft Kit	510580S
280 (150 kW)	1998.05-2001.10	-	Convertible Engine M112.923/M112.925	Joint,Propeller Shaft	512678
300 SL-24 (170 kW)	1989.03-1993.07	-	Convertible Engine M104.981	Joint,Propeller Shaft Kit	510580S
300SL(140kW)	1989.03-1993.08	-	Convertible Engine M103.984	Joint,Propeller Shaft	510569
	1989.03-1993.08	-	Convertible Engine M103.984	Joint,Propeller Shaft Kit	510570S
	1989.03-1993.08	-	Convertible Engine M103.984	Joint,Propeller Shaft Kit	510580S
320 (170 kW)	1993.09-2001.10	-	Convertible Engine M104.991	Joint,Propeller Shaft Kit	510580S
320(165kW)	1998.05-2001.10	-	Convertible Engine M112.943	Joint,Propeller Shaft	512678
500 (225 kW)	1998.05-2001.10	-	Convertible Engine M113.961	Joint,Propeller Shaft	512677
500 (235 kW)	1992.09-2001.10	-	Convertible Engine M119.972/M119.982	Joint,Propeller Shaft	512677
	1992.09-2001.10	Centre	Convertible Engine M119.972/M119.982	Center Bearing Support	530178
600 (290 kW)	1992.07-2001.10	-	Convertible Engine M120.981/M120.983	Joint,Propeller Shaft	512676
	1992.07-2001.10	-	Convertible Engine M120.981/M120.983	Joint,Propeller Shaft Kit	512671S
SL (R230)					
280 (170 kW)	2008.03-2012.01	-	Convertible Engine M272.949	Joint,Propeller Shaft	512678
300 (170 kW)	2009.04-2012.01	-	Convertible Engine M272.949	Joint,Propeller Shaft	512678
350 (180 kW)	2003.03-2012.01	-	Convertible Engine M112.973	Joint,Propeller Shaft	512677
	2003.03-2012.01	Centre	Convertible Engine M112.973	Center Bearing Support	518416
500 (225 kW)	2001.10-2012.01	-	Convertible Engine M113.963	Joint,Propeller Shaft	512677
SLK (R170)					
200 (100 kW)	1996.09-2000.03	-	Convertible Engine M111.946	Center Bearing Support	512316
	1996.09-2000.03	-	Convertible Engine M111.946	Joint,Propeller Shaft	510569
	1996.09-2000.03	-	Convertible Engine M111.946	Joint,Propeller Shaft	512326
	1996.09-2000.03	-	Convertible Engine M111.946	Joint,Propeller Shaft Kit	510570S
	1996.09-2000.03	Front	Convertible Engine M111.946	Joint,Propeller Shaft Kit	510578S
200 Kompressor (120 kW)	2000.03-2004.04	-	Convertible Engine M111.958	Joint,Propeller Shaft	512678
200 Kompressor (141 kW)	1996.10-2000.03	-	Convertible Engine M111.943	Center Bearing Support	512315
	1996.10-2000.03	-	Convertible Engine M111.943	Joint,Propeller Shaft	512678
	1996.10-2000.03	Front	Convertible Engine M111.943	Joint,Propeller Shaft	510579
	1996.10-2000.03	Rear	Convertible Engine M111.943	Center Bearing Support	512315
230 Kompressor (142 kW)	1996.09-2000.03	-	Convertible Engine M111.973	Center Bearing Support	512315
	1996.09-2000.03	-	Convertible Engine M111.973	Joint,Propeller Shaft	512678
	1996.09-2000.03	Front	Convertible Engine M111.973	Joint,Propeller Shaft	510579
	1996.09-2000.03	Rear	Convertible Engine M111.973	Center Bearing Support	512315
230 Kompressor (145 kW)	2000.03-2004.04	-	Convertible Engine M111.983	Joint,Propeller Shaft	512678
32 AMG Kompressor (260 kW)	2001.03-2004.04	-	Convertible Engine M112.960	Joint,Propeller Shaft	512677
	2001.03-2004.04	-	Convertible Engine M112.960	Joint,Propeller Shaft	512678
	2001.03-2004.04	Centre	Convertible Engine M112.960	Center Bearing Support	518416
320 (160 kW)	2000.03-2004.04	-	Convertible Engine M112.947	Joint,Propeller Shaft	512678
	2000.03-2004.04	Centre	Convertible Engine M112.947	Center Bearing Support	518416
SLK (R171)					
200Kompressor(120kW)	2004.07-2007.04	-	Convertible Engine M271.944	Joint,Propeller Shaft	512678



	 YEAR	FITTING POSITION	REMARKS	PRODUCT	GSP Ref.
MERCEDES BENZ					
SLK (R171)					
200Kompressor(135kW)	2008.01-2011.02	-	Convertible Engine M271.954	Joint,Propeller Shaft	512678
280 (170 kW)	2005.06-2007.04	-	Convertible Engine M272.942	Joint,Propeller Shaft	512678
	2005.06-2007.04	Centre	Convertible Engine M272.942	Center Bearing Support	518416
300 (170 kW)	2009.04-2011.02	-	Convertible Engine M272.942	Joint,Propeller Shaft	512678
	2009.04-2011.02	Centre	Convertible Engine M272.942	Center Bearing Support	518416
350 (200 kW)	2004.07-2005.03	-	Convertible Engine M272.963	Joint,Propeller Shaft	512677
	2004.07-2005.03	Centre	Convertible Engine M272.963	Center Bearing Support	518416
SPRINTER (906)					
-	2005-	-	-	Center Bearing Support	514807
	2005-	-	-	Center Bearing Support Kit	514795S
SPRINTER 2-T (901, 902)					
208 CDi (60 kW)	2000.04-2006.05	-	Box Engine OM611.987	Center Bearing Support	510503
	2000.04-2006.05	-	Box Engine OM611.987	Center Bearing Support Kit	531028S
	2000.04-2006.05	-	Bus Engine OM611.987	Center Bearing Support	510503
	2000.04-2006.05	-	Bus Engine OM611.987	Center Bearing Support Kit	531028S
	2000.04-2006.05	-	Platform/Chassis Engine OM611.987	Center Bearing Support	510503
	2000.04-2006.05	-	Platform/Chassis Engine OM611.987	Center Bearing Support Kit	531028S
208 D (58 kW)	1995.01-2000.04	-	Platform/Chassis Engine OM601.943	Center Bearing Support	510503
	1995.01-2000.04	-	Platform/Chassis Engine OM601.943	Center Bearing Support Kit	531028S
	1995.02-2000.04	-	Box Engine OM601.943	Center Bearing Support	510503
	1995.02-2000.04	-	Box Engine OM601.943	Center Bearing Support Kit	531028S
	1995.02-2000.04	-	Bus Engine OM601.943	Center Bearing Support	510503
	1995.02-2000.04	-	Bus Engine OM601.943	Center Bearing Support Kit	531028S
208 D (60 kW)	1996.09-2000.04	-	Platform/Chassis Engine OM601.943	Center Bearing Support	510503
	1996.09-2000.04	-	Platform/Chassis Engine OM601.943	Center Bearing Support Kit	531028S
	1996.10-2000.04	-	Box Engine OM601.943	Center Bearing Support	510503
	1996.10-2000.04	-	Box Engine OM601.943	Center Bearing Support Kit	531028S
210 D (75 kW)	1997.01-2000.04	-	Box Engine OM602.980	Center Bearing Support	510503
	1997.01-2000.04	-	Box Engine OM602.980	Center Bearing Support Kit	531028S
	1997.01-2000.04	-	Platform/Chassis Engine OM602.980	Center Bearing Support	510503
	1997.01-2000.04	-	Platform/Chassis Engine OM602.980	Center Bearing Support Kit	531028S
	1997.03-2000.04	-	Bus Engine OM602.980	Center Bearing Support	510503
	1997.03-2000.04	-	Bus Engine OM602.980	Center Bearing Support Kit	531028S
211 CDi (80 kW)	2000.04-2006.05	-	Box Engine OM611.981	Center Bearing Support	510503
	2000.04-2006.05	-	Box Engine OM611.981	Center Bearing Support Kit	531028S
	2000.04-2006.05	-	Bus Engine OM611.981	Center Bearing Support	510503
	2000.04-2006.05	-	Bus Engine OM611.981	Center Bearing Support Kit	531028S
	2000.04-2006.05	-	Platform/Chassis Engine OM611.981	Center Bearing Support	510503
	2000.04-2006.05	-	Platform/Chassis Engine OM611.981	Center Bearing Support Kit	531028S
212 D (90 kW)	1995.02-2000.04	-	Box Engine OM602.980	Center Bearing Support	510503
	1995.02-2000.04	-	Box Engine OM602.980	Center Bearing Support Kit	531028S
	1995.02-2000.04	-	Bus Engine OM602.980	Center Bearing Support	510503
	1995.02-2000.04	-	Bus Engine OM602.980	Center Bearing Support Kit	531028S
	1995.02-2000.04	-	Platform/Chassis Engine OM602.980	Center Bearing Support	510503
	1995.02-2000.04	-	Platform/Chassis Engine OM602.980	Center Bearing Support Kit	531028S
213 CDi (95 kW)	2000.04-2006.05	-	Box Engine OM611.981	Center Bearing Support	510503
	2000.04-2006.05	-	Box Engine OM611.981	Center Bearing Support Kit	531028S
	2000.04-2006.05	-	Bus Engine OM611.981	Center Bearing Support	510503
	2000.04-2006.05	-	Bus Engine OM611.981	Center Bearing Support Kit	531028S
	2000.04-2006.05	-	Platform/Chassis Engine OM611.981	Center Bearing Support	510503
	2000.04-2006.05	-	Platform/Chassis Engine OM611.981	Center Bearing Support Kit	531028S
214 (105 kW)	1995.02-2006.05	-	Box Engine M111.979/M111.984	Center Bearing Support	510503
	1995.02-2006.05	-	Box Engine M111.979/M111.984	Center Bearing Support Kit	531028S
	1995.02-2006.05	-	Bus Engine M111.979	Center Bearing Support	510503
	1995.02-2006.05	-	Bus Engine M111.979	Center Bearing Support Kit	531028S
	1995.02-2006.05	-	Platform/Chassis Engine M111.979	Center Bearing Support	510503
	1995.02-2006.05	-	Platform/Chassis Engine M111.979	Center Bearing Support Kit	531028S



	 YEAR	FITTING POSITION	REMARKS	PRODUCT	GSP Ref.
MERCEDES BENZ					
SPRINTER 2-T (901, 902)					
214 NGT (92 kW)	2000.04-2006.05	-	Box Engine M111.984	Center Bearing Support	510503
	2000.04-2006.05	-	Box Engine M111.984	Center Bearing Support Kit	531028S
	2000.04-2006.05	-	Bus Engine M111.984	Center Bearing Support	510503
	2000.04-2006.05	-	Bus Engine M111.984	Center Bearing Support Kit	531028S
	2000.04-2006.05	-	Platform/Chassis	Center Bearing Support	510503
	2000.04-2006.05	-	Platform/Chassis	Center Bearing Support Kit	531028S
216 CDi (115 kW)	2000.04-2006.05	-	Box Engine OM612.981	Center Bearing Support	510503
	2000.04-2006.05	-	Box Engine OM612.981	Center Bearing Support Kit	531028S
	2000.04-2006.05	-	Bus Engine OM612.981	Center Bearing Support	510503
	2000.04-2006.05	-	Bus Engine OM612.981	Center Bearing Support Kit	531028S
	2000.04-2006.05	-	Platform/Chassis Engine OM612.981	Center Bearing Support	510503
	2000.04-2006.05	-	Platform/Chassis Engine OM612.981	Center Bearing Support Kit	531028S
SPRINTER 3,5 (906)					
309 CDi (65 kW)	2006.06-	Front	Platform/Chassis Engine OM646.984	Center Bearing Support	531053
	2006.06-	Front	Platform/Chassis Engine OM646.984	Center Bearing Support Kit	531021S
310 CDi (70 kW)	2009.03-	Front	Platform/Chassis Engine OM651.955	Center Bearing Support	531053
	2009.03-	Front	Platform/Chassis Engine OM651.955	Center Bearing Support Kit	531021S
311 CDi (80 kW)	2006.06-	Front	Platform/Chassis Engine OM646.985	Center Bearing Support	531053
	2006.06-	Front	Platform/Chassis Engine OM646.985	Center Bearing Support Kit	531021S
315 CDi (110 kW)	2006.06-	Front	Platform/Chassis Engine OM646.990/OM646.989	Center Bearing Support	531053
	2006.06-	Front	Platform/Chassis Engine OM646.990/OM646.989	Center Bearing Support Kit	531021S
SPRINTER 3,5-T (906)					
311 CDi (80 kW)	2006.06-	Front	Box Engine OM646.985	Center Bearing Support	531053
	2006.06-	Front	Box Engine OM646.985	Center Bearing Support Kit	531021S
SPRINTER 3-T (903)					
308 CDi (60 kW)	2000.04-2006.05	-	Box Engine OM611.987	Center Bearing Support	510503
	2000.04-2006.05	-	Box Engine OM611.987	Center Bearing Support Kit	531028S
	2000.04-2006.05	-	Bus Engine OM611.987	Center Bearing Support	510503
	2000.04-2006.05	-	Bus Engine OM611.987	Center Bearing Support Kit	531028S
	2000.04-2006.05	-	Platform/Chassis Engine OM611.987	Center Bearing Support	510503
	2000.04-2006.05	-	Platform/Chassis Engine OM611.987	Center Bearing Support Kit	531028S
308 D (58 kW)	1995.02-2000.04	-	Bus Engine OM601.943	Center Bearing Support	510503
	1995.02-2000.04	-	Bus Engine OM601.943	Center Bearing Support Kit	531028S
308 D 2.3 (58 kW)	1995.02-2000.04	-	Box Engine OM601.943	Center Bearing Support	510503
	1995.02-2000.04	-	Box Engine OM601.943	Center Bearing Support Kit	531028S
	1995.02-2000.04	-	Platform/Chassis Engine OM601.943	Center Bearing Support	510503
	1995.02-2000.04	-	Platform/Chassis Engine OM601.943	Center Bearing Support Kit	531028S
308 D 2.3 (60 kW)	1995.02-2000.04	-	Box Engine OM601.943	Center Bearing Support	510503
	1995.02-2000.04	-	Box Engine OM601.943	Center Bearing Support Kit	531028S
	1996.11-2000.04	-	Platform/Chassis Engine OM601.943	Center Bearing Support	510503
	1996.11-2000.04	-	Platform/Chassis Engine OM601.943	Center Bearing Support Kit	531028S
310 D 2.9 (75 kW)	1995.02-2000.04	-	Box Engine OM602.980	Center Bearing Support	510503
	1995.02-2000.04	-	Box Engine OM602.980	Center Bearing Support Kit	531028S
	1997.01-2000.04	-	Platform/Chassis Engine OM602.980	Center Bearing Support	510503
	1997.01-2000.04	-	Platform/Chassis Engine OM602.980	Center Bearing Support Kit	531028S
311 CDi (80 kW)	2000.04-2006.05	-	Box Engine OM611.981	Center Bearing Support	510503
	2000.04-2006.05	-	Box Engine OM611.981	Center Bearing Support Kit	531028S
	2000.04-2006.05	-	Bus Engine OM611.981	Center Bearing Support	510503
	2000.04-2006.05	-	Bus Engine OM611.981	Center Bearing Support Kit	531028S
	2000.04-2006.05	-	Platform/Chassis Engine OM611.981	Center Bearing Support	510503
	2000.04-2006.05	-	Platform/Chassis Engine OM611.981	Center Bearing Support Kit	531028S
311 CDi 4x4 (80 kW)	2002.08-2006.05	-	Box Engine OM611.981	Center Bearing Support	510503
	2002.08-2006.05	-	Box Engine OM611.981	Center Bearing Support Kit	531028S
	2002.08-2006.05	-	Bus Engine OM611.981	Center Bearing Support	510503
	2002.08-2006.05	-	Bus Engine OM611.981	Center Bearing Support Kit	531028S
	2002.08-2006.05	-	Platform/Chassis Engine OM611.981	Center Bearing Support	510503
	2002.08-2006.05	-	Platform/Chassis Engine OM611.981	Center Bearing Support Kit	531028S



	 YEAR	FITTING POSITION	REMARKS	PRODUCT	GSP Ref.
MERCEDES BENZ					
SPRINTER 3-T (903)					
312 D 2.9 (90 kW)	1995.02-2000.04	-	Box Engine OM602.980	Center Bearing Support	510503
	1995.02-2000.04	-	Box Engine OM602.980	Center Bearing Support Kit	531028S
	1995.02-2000.04	-	Bus Engine OM602.980	Center Bearing Support Kit	531028S
	1995.02-2000.04	-	Platform/Chassis Engine OM602.980	Center Bearing Support	510503
	1995.02-2000.04	-	Platform/Chassis Engine OM602.980	Center Bearing Support Kit	531028S
312 D 2.9 4x4 (90 kW)	1997.05-2002.08	-	Box Engine OM602.980	Center Bearing Support Kit	531028S
	1997.05-2002.08	-	Bus Engine OM602.980	Center Bearing Support Kit	531028S
313 CDi (95 kW)	2000.04-2006.05	-	Box Engine OM611.981	Center Bearing Support	510503
	2000.04-2006.05	-	Box Engine OM611.981	Center Bearing Support Kit	531028S
	2000.04-2006.05	-	Bus Engine OM611.981	Center Bearing Support	510503
	2000.04-2006.05	-	Bus Engine OM611.981	Center Bearing Support Kit	531028S
	2000.04-2006.05	-	Platform/Chassis Engine OM611.981	Center Bearing Support	510503
	2000.04-2006.05	-	Platform/Chassis Engine OM611.981	Center Bearing Support Kit	531028S
313 CDi 4x4 (95 kW)	2002.08-2006.05	-	Box Engine OM611.981	Center Bearing Support	510503
	2002.08-2006.05	-	Box Engine OM611.981	Center Bearing Support Kit	531028S
	2002.08-2006.05	-	Bus Engine OM611.981	Center Bearing Support	510503
	2002.08-2006.05	-	Bus Engine OM611.981	Center Bearing Support Kit	531028S
	2002.08-2006.05	-	Platform/Chassis Engine OM611.981	Center Bearing Support	510503
	2002.08-2006.05	-	Platform/Chassis Engine OM611.981	Center Bearing Support Kit	531028S
314 (105 kW)	1995.02-2006.05	-	Box Engine M111.979/M111.984	Center Bearing Support	510503
	1995.02-2006.05	-	Box Engine M111.979/M111.984	Center Bearing Support Kit	531028S
	1995.02-2006.05	-	Bus Engine M111.984	Center Bearing Support	510503
	1995.02-2006.05	-	Bus Engine M111.984	Center Bearing Support Kit	531028S
	1995.02-2006.05	-	Platform/Chassis Engine M111.984	Center Bearing Support	510503
	1995.02-2006.05	-	Platform/Chassis Engine M111.984	Center Bearing Support Kit	531028S
314 4x4 (105 kW)	2002.08-2006.05	-	Box Engine M111.984	Center Bearing Support	510503
	2002.08-2006.05	-	Box Engine M111.984	Center Bearing Support Kit	531028S
	2002.08-2006.05	-	Bus Engine M111.984	Center Bearing Support	510503
	2002.08-2006.05	-	Bus Engine M111.984	Center Bearing Support Kit	531028S
	2002.08-2006.05	-	Platform/Chassis Engine M111.984	Center Bearing Support	510503
	2002.08-2006.05	-	Platform/Chassis Engine M111.984	Center Bearing Support Kit	531028S
314 NGT (92 kW)	2000.04-2006.05	-	Box	Center Bearing Support	510503
	2000.04-2006.05	-	Box	Center Bearing Support Kit	531028S
	2000.04-2006.05	-	Bus Engine M111.984	Center Bearing Support	510503
	2000.04-2006.05	-	Bus Engine M111.984	Center Bearing Support Kit	531028S
	2000.04-2006.05	-	Platform/Chassis	Center Bearing Support	510503
	2000.04-2006.05	-	Platform/Chassis	Center Bearing Support Kit	531028S
316 CDi (115 kW)	2000.04-2006.05	-	Box Engine OM612.981	Center Bearing Support	510503
	2000.04-2006.05	-	Box Engine OM612.981	Center Bearing Support Kit	531028S
	2000.04-2006.05	-	Bus Engine OM612.981	Center Bearing Support	510503
	2000.04-2006.05	-	Bus Engine OM612.981	Center Bearing Support Kit	531028S
	2000.04-2006.05	-	Platform/Chassis Engine OM612.981	Center Bearing Support	510503
	2000.04-2006.05	-	Platform/Chassis Engine OM612.981	Center Bearing Support Kit	531028S
316 CDi 4x4 (115 kW)	2002.08-2006.05	-	Box Engine OM612.981	Center Bearing Support	510503
	2002.08-2006.05	-	Box Engine OM612.981	Center Bearing Support Kit	531028S
	2002.08-2006.05	-	Bus Engine OM612.981	Center Bearing Support	510503
	2002.08-2006.05	-	Bus Engine OM612.981	Center Bearing Support Kit	531028S
	2002.08-2006.05	-	Platform/Chassis Engine OM612.981	Center Bearing Support	510503
	2002.08-2006.05	-	Platform/Chassis Engine OM612.981	Center Bearing Support Kit	531028S
SPRINTER 4-T (904)					
408 CDi (60 kW)	2000.04-2006.05	-	Box Engine OM611.987	Center Bearing Support	510503
	2000.04-2006.05	-	Box Engine OM611.987	Center Bearing Support Kit	531028S
	2000.04-2006.05	-	Platform/Chassis Engine OM611.987	Center Bearing Support	510503
	2000.04-2006.05	-	Platform/Chassis Engine OM611.987	Center Bearing Support Kit	531028S
408 D (58 kW)	1996.02-2006.05	-	Box Engine OM601.943	Center Bearing Support	510503
	1996.02-2006.05	-	Box Engine OM601.943	Center Bearing Support Kit	531028S
	1996.02-2006.05	-	Platform/Chassis Engine OM601.943	Center Bearing Support	510503



	 YEAR	FITTING POSITION	REMARKS	PRODUCT	GSP Ref.
MERCEDES BENZ					
SPRINTER 4-T (904)					
408 D (58 kW)	1996.02-2006.05	-	Platform/Chassis Engine OM601.943	Center Bearing Support Kit	531028S
410 D (75 kW)	1996.02-2006.05	-	Box Engine OM602.980	Center Bearing Support	510503
	1996.02-2006.05	-	Box Engine OM602.980	Center Bearing Support Kit	531028S
	1996.02-2006.05	-	Platform/Chassis Engine OM602.980	Center Bearing Support	510503
	1996.02-2006.05	-	Platform/Chassis Engine OM602.980	Center Bearing Support Kit	531028S
	1997.05-2006.05	-	Box Engine OM602.980	Center Bearing Support	510503
410 D 4x4 (75 kW)	1997.05-2006.05	-	Box Engine OM602.980	Center Bearing Support Kit	531028S
	1997.05-2006.05	-	Platform/Chassis Engine OM602.980	Center Bearing Support	510503
	1997.05-2006.05	-	Platform/Chassis Engine OM602.980	Center Bearing Support Kit	531028S
	1997.05-2006.05	-	Box Engine OM611.981	Center Bearing Support	510503
411 CDI (80 kW)	2000.04-2006.05	-	Box Engine OM611.981	Center Bearing Support Kit	531028S
	2000.04-2006.05	-	Box Engine OM611.981	Center Bearing Support	510503
	2000.04-2006.05	-	Platform/Chassis Engine OM611.981	Center Bearing Support	510503
	2000.04-2006.05	-	Platform/Chassis Engine OM611.981	Center Bearing Support Kit	531028S
411 CDI 4x4 (80 kW)	2000.04-2006.05	-	Box Engine OM611.981	Center Bearing Support	510503
	2000.04-2006.05	-	Box Engine OM611.981	Center Bearing Support Kit	531028S
	2000.04-2006.05	-	Platform/Chassis Engine OM611.981	Center Bearing Support	510503
	2000.04-2006.05	-	Platform/Chassis Engine OM611.981	Center Bearing Support Kit	531028S
412 D (85 kW)	1996.02-2006.05	-	Box Engine OM602.980	Center Bearing Support	510503
	1996.02-2006.05	-	Box Engine OM602.980	Center Bearing Support Kit	531028S
	1996.02-2006.05	-	Platform/Chassis Engine OM602.980	Center Bearing Support	510503
	1996.02-2006.05	-	Platform/Chassis Engine OM602.980	Center Bearing Support Kit	531028S
412 D (90 kW)	1996.02-2006.05	-	Box Engine OM602.980	Center Bearing Support	510503
	1996.02-2006.05	-	Box Engine OM602.980	Center Bearing Support Kit	531028S
	1996.02-2006.05	-	Platform/Chassis Engine OM602.980	Center Bearing Support	510503
	1996.02-2006.05	-	Platform/Chassis Engine OM602.980	Center Bearing Support Kit	531028S
412 D 4x4 (85 kW)	1997.05-2006.05	-	Box Engine OM602.980	Center Bearing Support	510503
	1997.05-2006.05	-	Box Engine OM602.980	Center Bearing Support Kit	531028S
	1997.05-2006.05	-	Platform/Chassis Engine OM602.980	Center Bearing Support	510503
	1997.05-2006.05	-	Platform/Chassis Engine OM602.980	Center Bearing Support Kit	531028S
412 D 4x4 (90 kW)	1997.05-2006.05	-	Box Engine OM602.980	Center Bearing Support	510503
	1997.05-2006.05	-	Box Engine OM602.980	Center Bearing Support Kit	531028S
	1997.05-2006.05	-	Platform/Chassis Engine OM602.980	Center Bearing Support	510503
	1997.05-2006.05	-	Platform/Chassis Engine OM602.980	Center Bearing Support Kit	531028S
413 CDI (95 kW)	2000.04-2006.05	-	Box Engine OM611.981	Center Bearing Support	510503
	2000.04-2006.05	-	Box Engine OM611.981	Center Bearing Support Kit	531028S
	2000.04-2006.05	-	Platform/Chassis Engine OM611.981	Center Bearing Support	510503
	2000.04-2006.05	-	Platform/Chassis Engine OM611.981	Center Bearing Support Kit	531028S
413 CDI 4x4 (95 kW)	2000.04-2006.05	-	Box Engine OM611.981	Center Bearing Support	510503
	2000.04-2006.05	-	Box Engine OM611.981	Center Bearing Support Kit	531028S
	2000.04-2006.05	-	Platform/Chassis Engine OM611.981	Center Bearing Support	510503
	2000.04-2006.05	-	Platform/Chassis Engine OM611.981	Center Bearing Support Kit	531028S
414 (105 kW)	1996.02-2006.05	-	Box Engine M111.979	Center Bearing Support	510503
	1996.02-2006.05	-	Box Engine M111.979	Center Bearing Support Kit	531028S
	1996.02-2006.05	-	Platform/Chassis Engine M111.979	Center Bearing Support	510503
	1996.02-2006.05	-	Platform/Chassis Engine M111.979	Center Bearing Support Kit	531028S
416 CDI (115 kW)	2000.04-2006.05	-	Box Engine OM612.981	Center Bearing Support	510503
	2000.04-2006.05	-	Box Engine OM612.981	Center Bearing Support Kit	531028S
	2000.04-2006.05	-	Platform/Chassis Engine OM612.981	Center Bearing Support	510503
	2000.04-2006.05	-	Platform/Chassis Engine OM612.981	Center Bearing Support Kit	531028S
416 CDI 4x4 (115 kW)	2000.04-2006.05	-	Box Engine OM612.981	Center Bearing Support	510503
	2000.04-2006.05	-	Box Engine OM612.981	Center Bearing Support Kit	531028S
	2000.04-2006.05	-	Platform/Chassis Engine OM612.981	Center Bearing Support	510503
	2000.04-2006.05	-	Platform/Chassis Engine OM612.981	Center Bearing Support Kit	531028S
SPRINTER 5T (905)					
616 CDI (115 kW)	2001.04-2006.05	-	Platform/Chassis Engine OM612.981	Center Bearing Support Kit	531028S
T1 (601)					
207 D 2.4 (48 kW)	1977.04-1982.12	-	Platform/Chassis Engine OM616.917	Center Bearing Support Kit	510465S


	 YEAR	FITTING POSITION	REMARKS	PRODUCT	GSP Ref.
MERCEDES BENZ					
T1 (601)					
207 D 2.4 (53 kW)	1977.12-1989.10	-	Platform/Chassis Engine OM616.937	Center Bearing Support Kit	510465S
	1982.07-1990.01	-	Bus	Center Bearing Support Kit	518419S
208 D 2.3 (58 kW)	1988.11-1996.02	-	Platform/Chassis Engine OM601.940	Center Bearing Support Kit	510465S
	1988.11-1996.02	-	Platform/Chassis Engine OM601.940	Center Bearing Support Kit	518419S
209 D 2.9 (65 kW)	1982.12-1990.01	-	Box Engine OM617.913	Center Bearing Support Kit	510465S
	1982.12-1990.01	-	Platform/Chassis Engine OM617.913	Center Bearing Support Kit	510465S
210 2.3 (70 kW)	1977.04-1989.10	-	Platform/Chassis Engine M102.942	Center Bearing Support Kit	510465S
210 D 2.8 (70 kW)	1988.10-1996.02	-	Box Engine OM602.940	Center Bearing Support Kit	510465S
210 D 2.9 (70 kW)	1988.11-1996.02	-	Platform/Chassis Engine OM602.940	Center Bearing Support Kit	510465S
T1 (602)					
307 D 2.4 (48 kW)	1977.04-1983.01	-	Platform/Chassis Engine OM616.937	Center Bearing Support Kit	510465S
	1977.04-1983.01	-	Platform/Chassis Engine OM616.937	Center Bearing Support Kit	518419S
307 D 2.4 (53 kW)	1982.06-1990.01	-	Platform/Chassis Engine OM616.937/OM616.939	Center Bearing Support Kit	510465S
	1982.06-1990.01	-	Platform/Chassis Engine OM616.937/OM616.939	Center Bearing Support Kit	518419S
308 D 2.3 (58 kW)	1989.06-1996.02	-	Platform/Chassis Engine OM601.940	Center Bearing Support Kit	510465S
309 D 3.0 (65 kW)	1982.10-1990.01	-	Platform/Chassis Engine OM617.913	Center Bearing Support Kit	510465S
310 D 2.9 (70 kW)	1989.06-1996.02	-	Platform/Chassis Engine OM602.940	Center Bearing Support Kit	510465S
T1/TN					
407 D 2.4 (53 kW)	1981.07-1989.01	-	Box Body / Estate Engine OM616.939/OM616.913	Center Bearing Support Kit	510465S
	1981.07-1989.01	-	Platform/Chassis Engine OM616.939/OM616.913	Center Bearing Support Kit	510465S
409 D 3.0 (65 kW)	1982.04-1989.01	-	Box Body / Estate Engine OM617.913	Center Bearing Support Kit	510465S
	1982.04-1989.01	-	Platform/Chassis Engine OM617.913	Center Bearing Support Kit	510465S
VARIO					
512 D (90 kW)	1996.09-	-	Box Body / Estate Engine OM602.984	Center Bearing Support	531056
	1996.09-	-	Platform/Chassis Engine OM602.984	Center Bearing Support	531056
V-CLASS (638/2)					
V 230 (105 kW)	1996.10-2003.07	-	MPV Engine M111.978	Center Bearing Support Kit	531058S
V 230 TD (72 kW)	1996.09-2003.07	-	MPV Engine OM601.970	Center Bearing Support Kit	531058S
VIANO (W639)					
2.0 CDi (100 kW)	2010.07-	Front	MPV Engine OM 651.940	Center Bearing Support	531053
	2010.07-	Front	MPV Engine OM 651.940	Center Bearing Support Kit	531021S
	2010.07-	Rear	MPV Engine OM 651.940	Center Bearing Support	531052
	2010.07-	Rear	MPV Engine OM 651.940	Center Bearing Support Kit	531020S
2.0 CDi (80 kW)	2004.01-	Front	MPV Engine OM646.982	Center Bearing Support	531053
	2004.01-	Front	MPV Engine OM646.982	Center Bearing Support Kit	531021S
	2004.01-	Rear	MPV Engine OM646.982	Center Bearing Support	531052
	2004.01-	Rear	MPV Engine OM646.982	Center Bearing Support Kit	531020S
2.0 CDi (85 kW)	2005.08-	Front	MPV Engine OM646.982	Center Bearing Support	531053
	2005.08-	Front	MPV Engine OM646.982	Center Bearing Support Kit	531021S
	2005.08-	Rear	MPV Engine OM646.982	Center Bearing Support	531052
	2005.08-	Rear	MPV Engine OM646.982	Center Bearing Support Kit	531020S
2.0 CDi 4-matic (100 kW)	2010.07-	Front	MPV Engine OM 651.940	Center Bearing Support	531053
	2010.07-	Front	MPV Engine OM 651.940	Center Bearing Support Kit	531021S
	2010.07-	Rear	MPV Engine OM 651.940	Center Bearing Support	531052
	2010.07-	Rear	MPV Engine OM 651.940	Center Bearing Support Kit	531020S
2.0 CDi 4-matic (80 kW)	2005.07-	Front	MPV Engine OM646.982	Center Bearing Support	531053
	2005.07-	Front	MPV Engine OM646.982	Center Bearing Support Kit	531021S
	2005.07-	Rear	MPV Engine OM646.982	Center Bearing Support	531052
	2005.07-	Rear	MPV Engine OM646.982	Center Bearing Support Kit	531020S
2.2 CDi (110 kW)	2004.01-	Front	MPV Engine OM646.982	Center Bearing Support	531053
	2004.01-	Front	MPV Engine OM646.982	Center Bearing Support Kit	531021S
	2004.01-	Rear	MPV Engine OM646.982	Center Bearing Support	531052
	2004.01-	Rear	MPV Engine OM646.982	Center Bearing Support Kit	531020S
2.2 CDi (120 kW)	2010.07-	Front	MPV Engine OM 651.940	Center Bearing Support	531053
	2010.07-	Front	MPV Engine OM 651.940	Center Bearing Support Kit	531021S
	2010.07-	Rear	MPV Engine OM 651.940	Center Bearing Support	531052
	2010.07-	Rear	MPV Engine OM 651.940	Center Bearing Support Kit	531020S



	 YEAR	FITTING POSITION	REMARKS	PRODUCT	GSP Ref.
MERCEDES BENZ					
VIANO (W639)					
2.2 CDi 4-matic (110 kW)	2005.07-	Front	MPV Engine OM 646.982	Center Bearing Support	531053
	2005.07-	Front	MPV Engine OM 646.982	Center Bearing Support Kit	531021S
	2005.07-	Rear	MPV Engine OM 646.982	Center Bearing Support	531052
	2005.07-	Rear	MPV Engine OM 646.982	Center Bearing Support Kit	531020S
2.2 CDi 4-matic (120 kW)	2010.07-	Front	MPV Engine OM651.940	Center Bearing Support	531053
	2010.07-	Front	MPV Engine OM651.940	Center Bearing Support Kit	531021S
	2010.07-	Rear	MPV Engine OM651.940	Center Bearing Support	531052
	2010.07-	Rear	MPV Engine OM651.940	Center Bearing Support Kit	531020S
3.0 (140 kW)	2003.09-	Front	MPV Engine M112.951	Center Bearing Support	531053
	2003.09-	Front	MPV Engine M112.951	Center Bearing Support Kit	531021S
	2003.09-	Rear	MPV Engine M112.951	Center Bearing Support	531052
	2003.09-	Rear	MPV Engine M112.951	Center Bearing Support Kit	531020S
3.0 CDi (150 kW)	2006.04-	Front	MPV Engine OM642.990	Center Bearing Support	531053
	2006.04-	Front	MPV Engine OM642.990	Center Bearing Support Kit	531021S
	2006.04-	Rear	MPV Engine OM642.990	Center Bearing Support	531052
	2006.04-	Rear	MPV Engine OM642.990	Center Bearing Support Kit	531020S
3.0 CDi (165 kW)	2010.07-	Front	MPV Engine OM 642.990	Center Bearing Support	531053
	2010.07-	Front	MPV Engine OM 642.990	Center Bearing Support Kit	531021S
	2010.07-	Rear	MPV Engine OM 642.990	Center Bearing Support	531052
	2010.07-	Rear	MPV Engine OM 642.990	Center Bearing Support Kit	531020S
3.2 (160 kW)	2004.01-2004.10	Front	MPV Engine M112.951	Center Bearing Support	531053
	2004.01-2004.10	Front	MPV Engine M112.951	Center Bearing Support Kit	531021S
	2004.01-2004.10	Rear	MPV Engine M112.951	Center Bearing Support	531052
	2004.01-2004.10	Rear	MPV Engine M112.951	Center Bearing Support Kit	531020S
3.7 (170 kW)	2004.10-	Front	MPV Engine M112.976	Center Bearing Support	531053
	2004.10-	Front	MPV Engine M112.976	Center Bearing Support Kit	531021S
	2004.10-	Rear	MPV Engine M112.976	Center Bearing Support	531052
	2004.10-	Rear	MPV Engine M112.976	Center Bearing Support Kit	531020S
VITO (W639)					
2.1 CDi (100 kW)	2010.09-	Front	Bus Engine OM651.940	Center Bearing Support	531053
	2010.09-	Front	Bus Engine OM651.940	Center Bearing Support Kit	531021S
	2010.09-	Rear	Bus Engine OM651.940	Center Bearing Support	531052
	2010.09-	Rear	Bus Engine OM651.940	Center Bearing Support Kit	531020S
2.1 CDi (120 kW)	2010.09-	Front	Bus Engine OM651.940	Center Bearing Support	531053
	2010.09-	Front	Bus Engine OM651.940	Center Bearing Support Kit	531021S
	2010.09-	Rear	Bus Engine OM651.940	Center Bearing Support	531052
	2010.09-	Rear	Bus Engine OM651.940	Center Bearing Support Kit	531020S
2.1 CDi (70 kW)	2010.09-	Front	Bus Engine OM651.940	Center Bearing Support	531053
	2010.09-	Front	Bus Engine OM651.940	Center Bearing Support Kit	531021S
	2010.09-	Rear	Bus Engine OM651.940	Center Bearing Support	531052
	2010.09-	Rear	Bus Engine OM651.940	Center Bearing Support Kit	531020S
2.1 CDi 4x4 (100 kW)	2010.09-	Front	Bus Engine OM651.940	Center Bearing Support	531053
	2010.09-	Front	Bus Engine OM651.940	Center Bearing Support Kit	531021S
	2010.09-	Rear	Bus Engine OM651.940	Center Bearing Support	531052
	2010.09-	Rear	Bus Engine OM651.940	Center Bearing Support Kit	531020S
2.1 CDi 4x4 (120 kW)	2010.09-	Front	Bus Engine OM651.940	Center Bearing Support	531053
	2010.09-	Front	Bus Engine OM651.940	Center Bearing Support Kit	531021S
	2010.09-	Rear	Bus Engine OM651.940	Center Bearing Support	531052
	2010.09-	Rear	Bus Engine OM651.940	Center Bearing Support Kit	531020S
2.2 CDi (110 kW)	2003.09-	Front	Bus Engine OM646.982	Center Bearing Support	531053
	2003.09-	Front	Bus Engine OM646.982	Center Bearing Support Kit	531021S
	2003.09-	Rear	Bus Engine OM646.982	Center Bearing Support	531052
	2003.09-	Rear	Bus Engine OM646.982	Center Bearing Support Kit	531020S
2.2 CDi (65 kW)	2003.09-	Front	Bus Engine OM646.983	Center Bearing Support	531053
	2003.09-	Front	Bus Engine OM646.983	Center Bearing Support Kit	531021S
	2003.09-	Rear	Bus Engine OM646.983	Center Bearing Support	531052
	2003.09-	Rear	Bus Engine OM646.983	Center Bearing Support Kit	531020S



	 YEAR	FITTING POSITION	REMARKS	PRODUCT	GSP Ref.
MERCEDES BENZ					
VITO (W639)					
2.2 CDi (80 kW)	2003.09-	Front	Bus Engine OM646.982	Center Bearing Support	531053
	2003.09-	Front	Bus Engine OM646.982	Center Bearing Support Kit	531021S
	2003.09-	Rear	Bus Engine OM646.982	Center Bearing Support	531052
	2003.09-	Rear	Bus Engine OM646.982	Center Bearing Support Kit	531020S
2.2 CDi (85 kW)	2007.09-	Front	Bus Engine OM646.980/OM646.982	Center Bearing Support	531053
	2007.09-	Front	Bus Engine OM646.980/OM646.982	Center Bearing Support Kit	531021S
	2007.09-	Rear	Bus Engine OM646.980/OM646.982	Center Bearing Support	531052
	2007.09-	Rear	Bus Engine OM646.980/OM646.982	Center Bearing Support Kit	531020S
2.2 CDi 4x4 (110 kW)	2007.09-	Front	Bus Engine OM646.982	Center Bearing Support	531053
	2007.09-	Front	Bus Engine OM646.982	Center Bearing Support Kit	531021S
	2007.09-	Rear	Bus Engine OM646.982	Center Bearing Support	531052
	2007.09-	Rear	Bus Engine OM646.982	Center Bearing Support Kit	531020S
2.2 CDi 4x4 (70 kW)	2007.09-	Front	Bus Engine OM646.981	Center Bearing Support	531053
	2007.09-	Front	Bus Engine OM646.981	Center Bearing Support Kit	531021S
	2007.09-	Rear	Bus Engine OM646.981	Center Bearing Support	531052
	2007.09-	Rear	Bus Engine OM646.981	Center Bearing Support Kit	531020S
2.2 CDi 4x4 (80 kW)	2007.09-	Front	Bus Engine OM646.982	Center Bearing Support	531053
	2007.09-	Front	Bus Engine OM646.982	Center Bearing Support Kit	531021S
	2007.09-	Rear	Bus Engine OM646.982	Center Bearing Support	531052
	2007.09-	Rear	Bus Engine OM646.982	Center Bearing Support Kit	531020S
3.0 CDi (150 kW)	2006.07-	Front	Bus Engine OM642.990	Center Bearing Support	531053
	2006.07-	Front	Bus Engine OM642.990	Center Bearing Support Kit	531021S
	2006.07-	Rear	Bus Engine OM642.990	Center Bearing Support	531052
	2006.07-	Rear	Bus Engine OM642.990	Center Bearing Support Kit	531020S
3.0 CDi (165 kW)	2010.09-	Front	Bus Engine OM642.890	Center Bearing Support Kit	531021S
	2010.09-	Rear	Bus Engine OM642.890	Center Bearing Support Kit	531020S
3.2 (140 kW)	2003.09-	Front	Bus Engine M112.951	Center Bearing Support	531053
	2003.09-	Front	Bus Engine M112.951	Center Bearing Support Kit	531021S
	2003.09-	Rear	Bus Engine M112.951	Center Bearing Support	531052
	2003.09-	Rear	Bus Engine M112.951	Center Bearing Support Kit	531020S
3.2 (160 kW)	2003.09-	Front	Bus Engine M112.951	Center Bearing Support	531053
	2003.09-	Front	Bus Engine M112.951	Center Bearing Support Kit	531021S
	2003.09-	Rear	Bus Engine M112.951	Center Bearing Support	531052
	2003.09-	Rear	Bus Engine M112.951	Center Bearing Support Kit	531020S
3.5 (190 kW)	2007.09-	Front	Bus Engine M272.978	Center Bearing Support	531053
	2007.09-	Front	Bus Engine M272.978	Center Bearing Support Kit	531021S
	2007.09-	Rear	Bus Engine M272.978	Center Bearing Support	531052
	2007.09-	Rear	Bus Engine M272.978	Center Bearing Support Kit	531020S
3.7 (170 kW)	2004.06-	Front	Bus Engine M112.976	Center Bearing Support	531053
	2004.06-	Front	Bus Engine M112.976	Center Bearing Support Kit	531021S
	2004.06-	Rear	Bus Engine M112.976	Center Bearing Support	531052
	2004.06-	Rear	Bus Engine M112.976	Center Bearing Support Kit	531020S
VITOMIXTO (W639)					
2.1 CDi (100 kW)	2010.09-	Front	Box Engine OM651.940	Center Bearing Support	531053
	2010.09-	Front	Box Engine OM651.940	Center Bearing Support Kit	531021S
	2010.09-	Rear	Box Engine OM651.940	Center Bearing Support	531052
	2010.09-	Rear	Box Engine OM651.940	Center Bearing Support Kit	531020S
2.1 CDi (120 kW)	2010.09-	Front	Box Engine OM651.940	Center Bearing Support	531053
	2010.09-	Front	Box Engine OM651.940	Center Bearing Support Kit	531021S
	2010.09-	Rear	Box Engine OM651.940	Center Bearing Support	531052
	2010.09-	Rear	Box Engine OM651.940	Center Bearing Support Kit	531020S
2.1 CDi (70 kW)	2010.09-	Front	Box Engine OM651.940	Center Bearing Support	531053
	2010.09-	Front	Box Engine OM651.940	Center Bearing Support Kit	531021S
	2010.09-	Rear	Box Engine OM651.940	Center Bearing Support	531052
	2010.09-	Rear	Box Engine OM651.940	Center Bearing Support Kit	531020S
2.1 CDi 4x4 (100 kW)	2010.09-	Front	Box Engine OM651.940	Center Bearing Support	531053
	2010.09-	Rear	Box Engine OM651.940	Center Bearing Support	531052



	 YEAR	FITTING POSITION	REMARKS	PRODUCT	GSP Ref.
MERCEDES BENZ					
VITOMIXTO (W639)					
2.1 CDI 4x4 (120 kW)	2010.09-	Front	Box Engine OM651.940	Center Bearing Support	531053
	2010.09-	Rear	Box Engine OM651.940	Center Bearing Support	531052
2.2 CDI (110 kW)	2003.09-	Front	Box Engine OM646.982	Center Bearing Support	531053
	2003.09-	Front	Box Engine OM646.982	Center Bearing Support Kit	531021S
	2003.09-	Rear	Box Engine OM646.982	Center Bearing Support	531052
	2003.09-	Rear	Box Engine OM646.982	Center Bearing Support Kit	531020S
	2003.09-	Rear	Box Engine OM646.982	Center Bearing Support	531053
2.2 CDI (65 kW)	2003.09-	Front	Box Engine OM646.983	Center Bearing Support	531053
	2003.09-	Front	Box Engine OM646.983	Center Bearing Support Kit	531021S
	2003.09-	Rear	Box Engine OM646.983	Center Bearing Support	531052
	2003.09-	Rear	Box Engine OM646.983	Center Bearing Support Kit	531020S
2.2 CDI (70 kW)	2006.08-	Front	Box Engine OM646.981	Center Bearing Support	531053
	2006.08-	Front	Box Engine OM646.981	Center Bearing Support Kit	531021S
	2006.08-	Rear	Box Engine OM646.981	Center Bearing Support	531052
	2006.08-	Rear	Box Engine OM646.981	Center Bearing Support Kit	531020S
2.2 CDI (80 kW)	2003.09-	Front	Box Engine OM646.982	Center Bearing Support	531053
	2003.09-	Front	Box Engine OM646.982	Center Bearing Support Kit	531021S
	2003.09-	Rear	Box Engine OM646.982	Center Bearing Support	531052
	2003.09-	Rear	Box Engine OM646.982	Center Bearing Support Kit	531020S
2.2 CDI (85 kW)	2007.09-	Front	Box Engine OM646.982	Center Bearing Support	531053
	2007.09-	Front	Box Engine OM646.982	Center Bearing Support Kit	531021S
	2007.09-	Rear	Box Engine OM646.982	Center Bearing Support	531052
	2007.09-	Rear	Box Engine OM646.982	Center Bearing Support Kit	531020S
2.2 CDI 4x4 (110 kW)	2006.07-	Front	Box Engine OM646.982	Center Bearing Support	531053
	2006.07-	Front	Box Engine OM646.982	Center Bearing Support Kit	531021S
	2006.07-	Rear	Box Engine OM646.982	Center Bearing Support	531052
	2006.07-	Rear	Box Engine OM646.982	Center Bearing Support Kit	531020S
2.2 CDI 4x4 (80 kW)	2007.09-	Front	Box Engine OM646.982	Center Bearing Support	531053
	2007.09-	Front	Box Engine OM646.982	Center Bearing Support Kit	531021S
	2007.09-	Rear	Box Engine OM646.982	Center Bearing Support	531052
	2007.09-	Rear	Box Engine OM646.982	Center Bearing Support Kit	531020S
3.0 CDI (150 kW)	2006.07-	Front	Box Engine OM642.990	Center Bearing Support	531053
	2006.07-	Front	Box Engine OM642.990	Center Bearing Support Kit	531021S
	2006.07-	Rear	Box Engine OM642.990	Center Bearing Support	531052
	2006.07-	Rear	Box Engine OM642.990	Center Bearing Support Kit	531020S
3.0 CDI (165 kW)	2010.09-	Front	Box Engine OM642.890	Center Bearing Support Kit	531021S
	2010.09-	Rear	Box Engine OM642.890	Center Bearing Support Kit	531020S
3.2 (140 kW)	2003.09-	Front	Box Engine M112.951	Center Bearing Support	531053
	2003.09-	Front	Box Engine M112.951	Center Bearing Support Kit	531021S
	2003.09-	Rear	Box Engine M112.951	Center Bearing Support	531052
	2003.09-	Rear	Box Engine M112.951	Center Bearing Support Kit	531020S
3.2 (160 kW)	2003.09-	Front	Box Engine M112.951	Center Bearing Support	531053
	2003.09-	Front	Box Engine M112.951	Center Bearing Support Kit	531021S
	2003.09-	Rear	Box Engine M112.951	Center Bearing Support	531052
	2003.09-	Rear	Box Engine M112.951	Center Bearing Support Kit	531020S
3.5 (190 kW)	2007.09-	Front	Box Engine M272.978	Center Bearing Support	531053
	2007.09-	Front	Box Engine M272.978	Center Bearing Support Kit	531021S
	2007.09-	Rear	Box Engine M272.978	Center Bearing Support	531052
	2007.09-	Rear	Box Engine M272.978	Center Bearing Support Kit	531020S
3.7 (170 kW)	2004.06-2008.07	Front	Box Engine M112.976	Center Bearing Support	531053
	2004.06-2008.07	Front	Box Engine M112.976	Center Bearing Support Kit	531021S
	2004.06-2008.07	Rear	Box Engine M112.976	Center Bearing Support	531052
	2004.06-2008.07	Rear	Box Engine M112.976	Center Bearing Support Kit	531020S
MITSUBISHI					
-					
-	-	-	-	Center Bearing Support	511846
3000 GT (Z16A)					



	 YEAR	FITTING POSITION	REMARKS	PRODUCT	GSP Ref.
MITSUBISHI					
3000 GT (Z16A) 3.0i24V4WD(210kW)	1992.06-1999.08	-	Coupe Engine 6G72(DOHC24V)	Center Bearing Support	514786
AIRTREK (CU_) -	2001-2005	-	-	Center Bearing Support	514796
	2001-2005	-	-	Center Bearing Support	514821
ASX (GA_) -	2010-	Rear	-	Center Bearing Support Kit	514800S
CARISMA (DA_)					
1.6 (66 kW)	1996.09-2006.06	-	Saloon Engine 4G92	Center Bearing Support Kit	531058S
1.8 (85 kW)	1996.09-2006.06	-	Saloon Engine 4G93	Center Bearing Support Kit	531058S
1.9 TD (66 kW)	1996.10-2000.09	-	Hatchback Engine F8QT	Center Bearing Support Kit	531058S
	1996.10-2000.09	-	Saloon Engine F8QT	Center Bearing Support Kit	531058S
CHARIOT/SPACE WAGON GRANDIS (N84W,N94W)					
-	1997-2003	-	-	Center Bearing Support	514820
CH-ENGER (K90)					
2.5TD(73kW)	1998.11-	-	Closed Off-Road Vehicle Engine 4D56T	Center Bearing Support	513580
2.5TD(85kW)	2000.02-2007.06	-	Closed Off-Road Vehicle Engine 4D56T	Center Bearing Support	513580
2.5TD(98kW)	2003.08-	-	Closed Off-Road Vehicle Engine 4D56T	Center Bearing Support	513580
3.0V6(125kW)	2001.10-2005.03	-	Closed Off-Road Vehicle Engine 6G72(SOHC24V)	Center Bearing Support	513580
3.0V6(130kW)	1998.11-	-	Closed Off-Road Vehicle Engine 6G72(SOHC24V)	Center Bearing Support	513580
ECLIPSE (D2_A)					
2.0i16V4WD(110kW)	1991.04-1995.11	-	Coupe Engine 4G63	Center Bearing Support	514786
GALANT IV (E3_A)					
2.04WD(80kW)	1989.04-1992.10	-	Hatchback Engine 4G63(SOHC8V)	Center Bearing Support	514786
2.0GTi16V4WD(106kW)	1988.06-1992.10	-	Saloon Engine 4G63	Center Bearing Support	514786
2.0GTi16V4WDCAT(110kW)	1991.09-1992.10	-	Saloon Engine 4G63	Center Bearing Support	514786
2.0GTi16V4x4(106kW)	1989.07-1992.12	-	Hatchback Engine 4G63	Center Bearing Support	514786
GALANT V (E5_A, E7_A, E8_A)					
2.0GLSi4WD(101kW)	1992.11-1996.08	-	Hatchback Engine 4G63(SOHC8V)	Center Bearing Support	514786
	1992.11-1996.08	-	Saloon Engine 4G63(SOHC8V)	Center Bearing Support	514786
K14					
-	-	-	-	Center Bearing Support	513581
L 200 (K3_T, K2_T, K1_T, K0_T)					
2.5 D (51 kW)	1986.11-1996.10	-	Pickup Engine 4D56(8V)	Center Bearing Support	513580
2.5 D 4WD (51 kW)	1987.12-1993.05	-	Pickup Engine 4D56(8V)	Center Bearing Support	513580
	1987.12-1993.05	-	Pickup Engine 4D56(8V)	Center Bearing Support	513582
2.5 TD 4WD (64 kW)	1992.11-1996.08	-	Pickup Engine 4D56T	Center Bearing Support	513580
	1992.11-1996.08	-	Pickup Engine 4D56T	Center Bearing Support	513582
2.6 4WD (76 kW)	1989.11-1995.05	-	Pickup Engine G54B	Center Bearing Support	513580
L 200 (K7_T, K6_T)					
2.0 (90 kW)	1996.06-2007.12	-	Pickup Engine 4G63(SOHC8V)	Center Bearing Support	513580
2.4 4WD (97 kW)	1996.06-2007.12	-	Pickup Engine 4G64(SOHC16V)	Center Bearing Support	513580
2.5 D (55 kW)	1996.06-2007.12	-	Pickup Engine 4D56(8V)	Center Bearing Support	513580
2.5 TD 4WD (73 kW)	1996.06-2007.12	-	Pickup Engine 4D56TD	Center Bearing Support	514819
L 300 (P0_W, P1_W, P2_W)					
2.0 i (83 kW)	1996.07-	-	Bus Engine 4G63(DOHC16V)	Center Bearing Support Kit	531058S
L 400 (PD_W, PC_W, PB_V, PA_W, PA_V)					
2500 TD (64 kW)	1996.09-2005.06	-	Box Engine 4D56T	Center Bearing Support	514794
L 400/SPACE GEAR (PD_W, PC_W, PA_V, PB_V)					
2.016V(85kW)	1995.05-2000.05	-	MPV Engine 4G63	Center Bearing Support	514794
2500TD(64kW)	1995.05-2005.06	-	Bus Engine 4D56T	Center Bearing Support	514794
L200 (K6_,K7_)					
-	1996-2007	-	-	Center Bearing Support	514818
L200 (KA4T)					
-	2005-	-	-	Center Bearing Support	514797
L200 (KB4T)					
-4WD	2005-	-	-	Center Bearing Support	514797
L200 D					



 YEAR	FITTING POSITION	REMARKS	PRODUCT	GSP Ref.
MITSUBISHI				
L200 D				
-	-	-	Center Bearing Support	513581
L200 SPORTERO (KA9T)				
-	2005-	-	Center Bearing Support	514797
L200 SPORTERO (KB9T)				
-4WD	2005-	-	Center Bearing Support	514797
MIGHTY MAX				
-	1987-1989	-	Center Bearing Support	518870
-	1993-1994	-	Center Bearing Support	518870
L4-2.0L	1983-1989	CENTER	Center Bearing Support	513583
L4-2.3L	1983-1985	CENTER	Center Bearing Support	513583
L4-2.4L	1990-1996	CENTER	Center Bearing Support	513583
L4-2.6L	1983-1989	CENTER	Center Bearing Support	513583
OUTLANDER (CU_)				
-	2002-2006	-	Center Bearing Support	514796
-	2002-2006	-	Center Bearing Support	514821
OUTLANDER (CW_)				
-	2006-2012	Rear	Center Bearing Support Kit	514800S
PAJERO/SHOGUN (L04_G, L14_G)				
2.5 TD (70 kW)	1989.11-1990.11	-	Closed Off-Road Vehicle Engine 4D56T	Center Bearing Support 513580
2.5TD(64kW)	1990.01-1991.12	-	Closed Off-Road Vehicle Engine 4D56T	Center Bearing Support 513580
3.0V6(104kW)	1988.11-1990.11	-	Closed Off-Road Vehicle Engine 6G72(SOHC12V)	Center Bearing Support 513580
PAJERO/SHOGUN (V2_W, V4_W)				
1.8GDi(96kW)	1998.06-2000.04	-	Open Off-Road Vehicle Engine 4G93	Center Bearing Support 513580
2.4(82kW)	1991.04-2000.04	-	Open Off-Road Vehicle Engine 4G64(12V)	Center Bearing Support 513580
2.5TD4WD(73kW)	1990.12-2000.04	-	Open Off-Road Vehicle Engine 4D56TD	Center Bearing Support 513580
3.0V6(110kW)	1990.12-1995.12	-	Open Off-Road Vehicle Engine 6G72(SOHC12V)	Center Bearing Support 513580
3.0V624V(133kW)	1994.06-2000.04	-	Open Off-Road Vehicle Engine 6G72(SOHC24V)	Center Bearing Support 513580
PAJERO/SHOGUN II (L04_G)				
2.3TD(62kW)	1982.12-1986.04	-	Open Off-Road Vehicle Engine 4D55T	Center Bearing Support 513580
2.5 TD (62 kW)	1986.05-1989.10	-	Open Off-Road Vehicle Engine 4D56T	Center Bearing Support 513580
2.5 TD (70 kW)	1989.11-1990.11	-	Open Off-Road Vehicle Engine 4D56T	Center Bearing Support 513580
2.6(76kW)	1983.01-1990.11	-	Open Off-Road Vehicle Engine 4G54	Center Bearing Support 513580
PAJERO/SHOGUN II (V3_W, V2_W, V4_W)				
2.4(82kW)	1991.04-1999.10	-	Closed Off-Road Vehicle Engine 4G64(12V)	Center Bearing Support 513580
2.5TD4WD(73kW)	1990.12-1999.10	-	Closed Off-Road Vehicle Engine 4D56T	Center Bearing Support 513580
2.8TD(92kW)	1994.06-1999.10	-	Closed Off-Road Vehicle Engine 4M40-T	Center Bearing Support 513580
3.0V624V(130kW)	1997.06-1999.10	-	Closed Off-Road Vehicle Engine 6G72(SOHC24V)	Center Bearing Support 513580
3.0V624V(133kW)	1994.06-1997.05	-	Closed Off-Road Vehicle Engine 6G72(SOHC24V)	Center Bearing Support 513580
3.0V64WD(110kW)	1990.12-1995.12	-	Closed Off-Road Vehicle Engine 6G72(SOHC12V)	Center Bearing Support 513580
3.5V624V(143kW)	1997.07-1999.10	-	Closed Off-Road Vehicle Engine 6G74(DOHC-24V)	Center Bearing Support 513580
3.5V624V(153kW)	1994.06-1999.10	-	Closed Off-Road Vehicle Engine 6G74	Center Bearing Support 513580
RVR (N61W,N64W,N64WG,N71W,N73W,N73WG,N74W,N74WG)				
-	1997-2002	-	-	Center Bearing Support 514820
SHOGUN PININ (H6_W, H7_W)				
1.8(84kW)	2001.11-2007.06	-	Closed Off-Road Vehicle Engine 4G93	Center Bearing Support 513580
1.8GDi(88kW)	1999.10-2007.06	-	Closed Off-Road Vehicle Engine 4G93	Center Bearing Support 513580
2.0GDi(95kW)	2000.10-2007.06	-	Closed Off-Road Vehicle Engine 4G94	Center Bearing Support 513580
SIGMA STATION WAGON (F0_W)				
3.0 (125 kW)	1992.06-1996.10	-	Estate Engine 6G72(SOHC12V)	Center Bearing Support Kit 531058S
SPACE RUNNER (N1_W, N2_W)				
1.84WD(85kW)	1996.06-1999.08	-	MPV Engine 4G93	Center Bearing Support 514786
1.84WD(90kW)	1991.10-1999.08	-	MPV Engine 4G93	Center Bearing Support 514786
SPACE WAGON (N3_W, N4_W)				
1.84WD(90kW)	1991.10-1998.10	-	MPV Engine 4G93	Center Bearing Support 514786
2.04WD(98kW)	1992.10-1998.10	-	MPV Engine 4G63(DOHC16V)	Center Bearing Support 514786
STRADA (K74T)				
-	1997-1999	-	-	Center Bearing Support 514818



	 YEAR	FITTING POSITION	REMARKS	PRODUCT	GSP Ref.
NISSAN					
200SX/240SX (S14)					
-	1994-1999	-	-	Center Bearing Support Kit	514791S
720					
-	1980-1985	-	-	Center Bearing Support	513565
AD VAN/WAGON (NY10)					
-4WD	1990-1999	-	-	Center Bearing Support Kit	514791S
AD VAN/WINGROAD (NY11)					
-4WD	1999-2004	-	-	Center Bearing Support Kit	514791S
ALMERA (N15)					
2.0 GTi (105 kW)	1996.07-2000.03	-	Hatchback Engine SR20DE	Center Bearing Support Kit	531058S
AMB (AE50)					
-	1998-	-	-	Center Bearing Support Kit	514791S
AVENIR (NW11)					
-4WD	1998-2005	-	-	Center Bearing Support Kit	514791S
AVENIR (W10)					
-	1990-1998	-	-	Center Bearing Support Kit	514791S
BLUEBIRD (910)					
1.6(60kW)	1980.01-1983.11	-	Saloon Engine L16	Center Bearing Support	511889
1.8 (65kW)	1980.01-1983.12	-	Saloon Engine L18S	Center Bearing Support	511889
1.8 (66kW)	1980.01-1984.05	-	Coupe Engine L18T	Center Bearing Support	511889
BLUEBIRD (U13)					
-	1991-1995	-	-	Center Bearing Support Kit	514791S
BLUEBIRD SYLPHY (NG10)					
-4WD	2000-2005	-	-	Center Bearing Support Kit	514791S
CEDRIC/GLORIA (_Y31 _)					
-	1993-2002	-	-	Center Bearing Support Kit	514791S
CREW (_K30)					
-	1995-2002	-	-	Center Bearing Support Kit	514791S
CUBE (Z10)					
-	1998-2002	-	-	Center Bearing Support Kit	514791S
D21					
L4-2.4L	1994-	-	-	Center Bearing Support	513759
DATSUN (D22)					
-	1997-2002	Centre	-	Center Bearing Support Kit	511891S
DUALIS (J10) (JAPAN)					
-	2007-	-	-	Center Bearing Support Kit	514791S
ELGRAND (E50)					
-	1997-2002	-	-	Center Bearing Support Kit	514791S
ELGRAND (E51)					
-	2002-2010	-	-	Center Bearing Support Kit	514791S
EXPERT (VW11)					
-	1999-2006	-	-	Center Bearing Support Kit	514791S
HARDBODY (D22S)					
-	2006-	-	-	Center Bearing Support Kit	514791S
-	2006-	Centre	-	Center Bearing Support Kit	511891S
KING CAB (D21)					
-	1985-1998	Centre	-	Center Bearing Support Kit	511891S
KING CAB (D22)					
-	1998-	-	-	Center Bearing Support Kit	514791S
-	1998-	Centre	-	Center Bearing Support Kit	511891S
KING CAB (LCD22)					
-	2008-	-	-	Center Bearing Support Kit	514791S
LARGO (W30)					
-	1993-1999	-	-	Center Bearing Support Kit	514790S
LAUREL (_C34)					
-	1993-1997	-	-	Center Bearing Support Kit	514791S
LAUREL (_C35)					
-	1997-2002	-	-	Center Bearing Support Kit	514791S



	 YEAR	FITTING POSITION	REMARKS	PRODUCT	GSP Ref.
NISSAN					
LEOPARD (F31)					
-	1986-1992	-	-	Center Bearing Support Kit	514791S
MICRA IV (K13)					
1.2 (59 kW)	2010.05-	-	Hatchback Engine HR12DE	Center Bearing Support Kit	531058S
MICRA/MARCH (K11)					
-	1992-2002	-	-	Center Bearing Support Kit	514791S
NP300 PICKUP (D22X)					
-	2008-	-	-	Center Bearing Support Kit	514791S
NP300 SAF MADE (D22SS)					
-	2010-	-	-	Center Bearing Support Kit	514791S
PATROL GR II (Y61)					
4.8 (180 kW)	2000.03-	-	Closed Off-Road Vehicle Engine TB48DE	Center Bearing Support Kit	531058S
PICK UP (720)					
1.8(59kW)	1983.01-1986.03	-	Pickup Engine L18	Center Bearing Support	513307
2.3D(51kW)	1983.04-1986.03	-	Pickup Engine SD23	Center Bearing Support	513307
2.5D4WD(53kW)	1983.04-1986.03	-	Pickup Engine SD25	Center Bearing Support	511891
PICK UP (D21)					
2.0 (64 kW)	1985.09-1988.07	-	Pickup Engine Z20	Center Bearing Support	511889
2.0 (66 kW)	1988.09-1991.08	-	Pickup Engine Z20	Center Bearing Support	511889
2.4i12V4WD(93kW)	1992.04-1998.02	-	Pickup Engine KA24E	Center Bearing Support	511891
2.5 D (55 kW)	1987.09-1998.02	-	Pickup Engine TD25	Center Bearing Support	511889
2.5 D (61 kW)	1996.03-1998.02	-	Pickup Engine TD25	Center Bearing Support	511889
2.5D4WD(59kW)	1987.08-1998.02	-	Pickup Engine TD25	Center Bearing Support	511897
2.5D4WD(61kW)	1996.03-1998.02	-	Pickup Engine TD25	Center Bearing Support	511897
PICK UP (D22)					
2.5 D (61 kW)	1998.02-	-	Pickup Engine TD25	Center Bearing Support	511889
2.5 Di (98 kW)	2002.03-	-	Pickup Engine YD25DDTi	Center Bearing Support	511889
	2002.03-	-	Pickup Engine YD25DDTi	Center Bearing Support	511891
2.5 Di 4WD (98 kW)	2002.03-	-	Pickup Engine YD25DDTi	Center Bearing Support	511889
	2002.03-	-	Pickup Engine YD25DDTi	Center Bearing Support	511891
2.5 TD 4WD (76 kW)	1998.05-	-	Pickup Engine TD25Ti	Center Bearing Support	511891
2.5D4WD(61kW)	1998.02-	-	Pickup Engine TD25	Center Bearing Support	511889
PRAIRIE (M12)					
-	1998-2004	-	-	Center Bearing Support Kit	514791S
PRIMERA (NP10)					
-4WD	1990-1996	-	-	Center Bearing Support Kit	514791S
PRIMERA (NP11)					
-4WD	1996-2001	-	-	Center Bearing Support Kit	514791S
PRIMERA WAGON (W11)					
-	1996-2001	-	-	Center Bearing Support Kit	514791S
PULSAR (N15)					
-	1995-2000	-	-	Center Bearing Support Kit	514791S
QASHQAI (J10F)					
-	2006-	-	-	Center Bearing Support Kit	514791S
-4WD	2006-	-	-	Center Bearing Support Kit	514791S
RASHEEN (RB14)					
-	1994-2000	-	-	Center Bearing Support Kit	514791S
R-NESSA (N30)					
-	1997-2001	-	-	Center Bearing Support Kit	514791S
SILVIA (S15)					
-	1999-2002	-	-	Center Bearing Support Kit	514791S
SKYLINE (R33)					
-	1994-1998	-	-	Center Bearing Support Kit	514791S
STAGEA (WC34)					
-	1996-2001	-	-	Center Bearing Support Kit	514791S
SUNNY (B15)					
-	1998-2004	-	-	Center Bearing Support Kit	514791S
TERRANO II (R20)					


 YEAR	 YEAR	FITTING POSITION	REMARKS	PRODUCT	GSP Ref.
NISSAN					
TERRANO II (R20)					
2.4 4WD (85 kW)	1996.05-2002.01	-	Closed Off-Road Vehicle Engine KA24E	Center Bearing Support Kit	531058S
2.4 4WD (87 kW)	1996.05-	-	Closed Off-Road Vehicle Engine KA24E	Center Bearing Support Kit	531058S
2.7 TDi 4WD (92 kW)	1996.05-	-	Closed Off-Road Vehicle Engine TD27TI	Center Bearing Support Kit	531058S
TERRANO III/PATHFINDER (R50)					
-	1995-2003	-	-	Center Bearing Support Kit	514791S
TRUCK (D21)					
-	1992-	Centre	-	Center Bearing Support Kit	511891S
TRUCK (D22)					
-	1997-	-	-	Center Bearing Support Kit	514791S
-	1997-	Centre	-	Center Bearing Support Kit	511891S
XTERRA (WD22)					
-	1999-2004	-	-	Center Bearing Support Kit	514791S
X-TRAIL (T31)					
-	2007-	-	-	Center Bearing Support Kit	514791S
X-TRAIL RUSMAKE (T31R)					
-	2009-	-	-	Center Bearing Support Kit	514791S
OLDSMOBILE					
BRAVADA					
-	1991-1994	-	-	Center Bearing Support	518870
-	1996-2001	-	-	Center Bearing Support	518870
SILHOUETTE					
-	1990-1994	-	-	Center Bearing Support	518870
OPEL					
ANTARA					
-	2006-	-	-	Center Bearing Support	514802
ASTRA F (51_, 52_)					
1.8 i 16V (92 kW)	1993.06-1998.01	-	Estate Engine C18XE	Center Bearing Support Kit	531058S
2.0 i 16V (110 kW)	1993.03-1998.01	-	Estate Engine C20XE	Center Bearing Support Kit	531058S
ASTRA F (53_, 54_, 58_, 59_)					
1.4 Si (60 kW)	1992.03-1998.01	-	Hatchback Engine C14SE	Center Bearing Support Kit	531058S
1.6 i (55 kW)	1991.09-1998.01	-	Hatchback Engine C16NZ/X16SZR	Center Bearing Support Kit	531058S
1.6 Si (74 kW)	1992.03-1994.12	-	Hatchback Engine C16SE	Center Bearing Support Kit	531058S
1.8 i (66 kW)	1991.09-1998.01	-	Hatchback Engine C18NZ	Center Bearing Support Kit	531058S
ASTRA F (56_, 57_)					
1.4 i (44 kW)	1991.09-1998.09	-	Saloon Engine C14NZ/X14NZ	Center Bearing Support Kit	531058S
1.4 Si (60 kW)	1992.03-1998.09	-	Saloon Engine C14SE	Center Bearing Support Kit	531058S
1.6 i (52 kW)	1993.05-1996.07	-	Saloon Engine X16SZ	Center Bearing Support Kit	531058S
1.7 D (44 kW)	1992.07-1998.09	-	Saloon Engine 17DR	Center Bearing Support Kit	531058S
1.7 TDS (60 kW)	1992.03-1998.09	-	Saloon Engine 17DT(TC4EE1)/X17DT(TC4EE1)	Center Bearing Support Kit	531058S
ASTRA H SPORP HATCH (L08)					
1.4 (66 kW)	2005.03-	-	Hatchback Engine Z14XEP	Center Bearing Support Kit	531058S
CALIBRA A (85_)					
2.0 i Turbo 4x4 (150 kW)	1992.03-1997.07	-	Coupe Engine C20LET	Center Bearing Support Kit	531058S
CORSA B (73_, 78_, 79_)					
1.2 i (33 kW)	1993.03-2000.09	-	Hatchback Engine C12NZ/X12SZ	Center Bearing Support Kit	531058S
1.5 D (37 kW)	1993.03-2000.09	-	Hatchback Engine 15D(4EC1)	Center Bearing Support Kit	531058S
1.5 TD (49 kW)	1993.03-2000.09	-	Hatchback Engine 15DT(T4EC1)/X15DT(T4EC1)	Center Bearing Support Kit	531058S
FRONTERA A (5_MWL4)					
2.5 TDS (85 kW)	1996.09-1998.10	-	Closed Off-Road Vehicle Engine 25TDS(VM41B)	Center Bearing Support Kit	531058S
FRONTERA A SPORT (5_SUD2)					
2.5 TDS (85 kW)	1996.09-1998.10	-	Open Off-Road Vehicle Engine 25TDS(VM41B)	Center Bearing Support Kit	531058S
MANTA B (58_, 59_)					
1.9 S (66 kW)	1975.09-1980.12	-	Saloon Engine 19S	Center Bearing Support Kit	531058S
MONTEREY A (UBS_)					
3.1 TD (84 kW)	1991.09-1998.07	-	Closed Off-Road Vehicle Engine 4JG2TC	Center Bearing Support Kit	531058S



	 YEAR	FITTING POSITION	REMARKS	PRODUCT	GSP Ref.
OPEL					
MONZA A (22_)					
2.0 E (85 kW)	1983.03-1984.10	-	Coupe Engine H20E	Center Bearing Support Kit	531058S
2.5 E (100 kW)	1981.05-1986.08	-	Coupe Engine H25E	Center Bearing Support Kit	531058S
2.8 (103 kW)	1978.02-1981.04	-	Coupe Engine 28H	Center Bearing Support Kit	531058S
OMEGA A (16_, 17_, 19_)					
1.8 (65kW)	1987.09-1994.03	-	Saloon Engine E18NVR	Center Bearing Support	510853
1.8 S (66kW)	1986.09-1994.03	-	Saloon Engine 18SV	Center Bearing Support	510853
1.8(85kW)	1986.09-1994.03	-	Saloon Engine 18SEH	Center Bearing Support	510853
1.8N(60kW)	1986.09-1987.08	-	Saloon Engine 18NV	Center Bearing Support	510853
2.0(90kW)	1986.09-1994.03	-	Saloon Engine 20SE	Center Bearing Support	510853
2.0i(85kW)	1986.09-1994.03	-	Saloon Engine C20NE	Center Bearing Support	510853
2.3D(54kW)	1986.10-1994.03	-	Saloon Engine 23YD	Center Bearing Support	510853
2.3TD(66kW)	1986.10-1988.08	-	Saloon Engine 23YDT	Center Bearing Support	510853
2.3TDInterc.(74kW)	1988.08-1994.03	-	Saloon Engine 23DTR	Center Bearing Support	510853
2.4i(92kW)	1988.09-1994.03	-	Saloon Engine C24NE	Center Bearing Support	510853
2.6i(110kW)	1990.09-1994.03	-	Saloon Engine C26NE	Center Bearing Support	510853
3.0(115kW)	1987.03-1987.12	-	Saloon Engine C30LE	Center Bearing Support	510853
3.0(130kW)	1987.03-1990.09	-	Saloon Engine 30NE	Center Bearing Support	510853
	1988.03-1994.03	-	Saloon Engine C30NE	Center Bearing Support	510853
3.024V(147kW)	1989.09-1994.03	-	Saloon Engine C30SEJ	Center Bearing Support	510853
3.024V(150kW)	1989.09-1994.03	-	Saloon Engine C30SE	Center Bearing Support	510853
3.624VLotus(277kW)	1990.08-1992.09	-	Saloon Engine C36GET	Center Bearing Support	510853
OMEGA A (66_, 67_)					
1.8 (65kW)	1987.09-1994.03	-	Estate Engine E18NVR	Center Bearing Support	510853
1.8 S (66kW)	1986.09-1994.03	-	Estate Engine 18SV	Center Bearing Support	510853
1.8(85kW)	1986.09-1994.03	-	Estate Engine 18SEH	Center Bearing Support	510853
1.8N(60kW)	1986.09-1987.08	-	Estate Engine 18NV	Center Bearing Support	510853
2.0(90kW)	1986.09-1994.03	-	Estate Engine 20SE	Center Bearing Support	510853
2.0i(85kW)	1986.09-1994.03	-	Estate Engine C20NE	Center Bearing Support	510853
2.3D(54kW)	1986.09-1994.03	-	Estate Engine 23YD	Center Bearing Support	510853
2.3TD(66kW)	1986.09-1988.08	-	Estate Engine 23YDT	Center Bearing Support	510853
2.3TDInterc.(74kW)	1988.09-1994.03	-	Estate Engine 23DTR	Center Bearing Support	510853
2.4i(92kW)	1988.09-1994.03	-	Estate Engine C24NE	Center Bearing Support	510853
2.6i(110kW)	1990.09-1994.03	-	Estate Engine C26NE	Center Bearing Support	510853
3.0(115kW)	1987.03-1994.03	-	Estate Engine C30LE	Center Bearing Support	510853
3.0(130kW)	1987.03-1990.09	-	Estate Engine 30NE	Center Bearing Support	510853
3.024V(147kW)	1989.09-1994.03	-	Estate Engine C30SEJ	Center Bearing Support	510853
3.024VOmega3000(150kW)	1988.09-1994.04	-	Estate Engine C30SE	Center Bearing Support	510853
3.0CAT(130kW)	1987.03-1994.03	-	Estate Engine C30NE	Center Bearing Support	510853
OMEGA B (21_, 22_, 23_)					
2.0 (85 kW)	1994.03-1999.09	-	Estate Engine X20SE	Center Bearing Support	512464
2.0 16V (100 kW)	1994.03-1999.09	-	Estate Engine X20XEV	Center Bearing Support	512464
2.0 DTi 16V (74 kW)	1997.09-2000.09	-	Estate Engine X20DTH	Center Bearing Support	512464
2.2 16V (106 kW)	1999.09-2003.07	-	Estate Engine Y22XE/Z22XE	Center Bearing Support	512464
2.2DTi16V(88kW)	2000.09-2003.07	-	Estate Engine Y22DTH	Center Bearing Support	512464
2.5 DTi (110 kW)	2001.09-2003.07	-	Estate Engine Y25DT	Center Bearing Support	512464
2.5 TD (96 kW)	1994.04-2001.07	-	Estate Engine 25DT/X25DT/X25TD	Center Bearing Support	512464
2.5 V6 (125 kW)	1994.03-2000.09	-	Estate Engine X25XE	Center Bearing Support	512464
2.6V6(132kW)	2000.09-2003.07	-	Estate Engine Y26SE	Center Bearing Support	512464
3.0 V6 (155 kW)	1994.04-2001.02	-	Estate Engine X30XE	Center Bearing Support	512464
3.2V6(160kW)	2001.02-2003.07	-	Estate Engine Y32SE	Center Bearing Support	512464
OMEGA B (25_, 26_, 27_)					
2.0 (85 kW)	1994.03-1999.09	-	Saloon Engine X20SE	Center Bearing Support	512464
2.0 16V (100 kW)	1994.03-1999.09	-	Saloon Engine X20XEV	Center Bearing Support	512464
2.0 DTi 16V (74 kW)	1997.09-2000.09	-	Saloon Engine X20DTH	Center Bearing Support	512464
2.2 16V (106 kW)	1999.09-2003.07	-	Saloon Engine Y22XE/Z22XE	Center Bearing Support	512464
2.2DTi16V(88kW)	2000.09-2003.07	-	Saloon Engine Y22DTH	Center Bearing Support	512464
2.5 DTi (110 kW)	2001.09-2003.07	-	Saloon Engine Y25DT	Center Bearing Support	512464



	 YEAR	FITTING POSITION	REMARKS	PRODUCT	GSP Ref.
OPEL					
OMEGA B (25_, 26_, 27_)					
2.5 TD (96 kW)	1994.04-2003.07	-	Saloon Engine 25DT/X25DT/X25TD	Center Bearing Support	512464
2.5 V6 (125 kW)	1994.03-2000.09	-	Saloon Engine X25XE	Center Bearing Support	512464
2.6V6(132kW)	2000.09-2003.07	-	Saloon Engine Y26SE	Center Bearing Support	512464
3.0 V6 (155 kW)	1994.04-2001.02	-	Saloon Engine X30XE	Center Bearing Support	512464
3.2V6(160kW)	2001.02-2003.07	-	Saloon Engine Y32SE	Center Bearing Support	512464
REKORD C					
1.7 (44 kW)	1966.08-1971.12	-	Saloon Engine 17N	Center Bearing Support Kit	531058S
1.7 (49 kW)	1968.02-1971.12	-	Saloon Engine 17N	Center Bearing Support Kit	531058S
1.7 S (55 kW)	1966.08-1971.12	-	Coupe Engine 17S	Center Bearing Support Kit	531058S
1.9 (66 kW)	1966.08-1971.12	-	Saloon Engine 19S	Center Bearing Support Kit	531058S
SENATOR B (29_)					
2.5i(103kW)	1990.09-1993.09	-	Saloon Engine 25NE	Center Bearing Support	510853
2.6i(110kW)	1990.09-1993.09	-	Saloon Engine C26NE	Center Bearing Support	510853
3.0(130kW)	1988.01-1990.09	-	Saloon Engine 30NE	Center Bearing Support	510853
3.024V(150kW)	1989.09-1993.09	-	Saloon Engine C30SE	Center Bearing Support	510853
3.0iCAT(130kW)	1988.01-1993.09	-	Saloon Engine C30NE	Center Bearing Support	510853
SINTRA					
3.0 i 24V (148 kW)	1996.11-1999.04	-	MPV Engine X30XE	Center Bearing Support Kit	531058S
VECTRA A (86_, 87_)					
1.7 TD (60 kW)	1990.03-1995.11	-	Saloon Engine 17DT(TC4EE1)/X17DT(TC4EE1)	Center Bearing Support Kit	531058S
1.8 S (65 kW)	1988.09-1989.07	-	Saloon Engine E18NVR	Center Bearing Support Kit	531058S
1.8 S 4x4 (65 kW)	1989.01-1989.07	-	Saloon Engine E18NVR	Center Bearing Support Kit	531058S
2.0 i (95 kW)	1988.09-1992.09	-	Saloon Engine 20SEH	Center Bearing Support Kit	531058S
2.0 i 4x4 (95 kW)	1989.01-1992.09	-	Saloon Engine 20SEH	Center Bearing Support Kit	531058S
VECTRA A (88_, 89_)					
1.8 S (65 kW)	1988.09-1989.07	-	Hatchback Engine E18NVR	Center Bearing Support Kit	531058S
2.0 i GT (95 kW)	1988.09-1995.11	-	Hatchback Engine 20SEH	Center Bearing Support Kit	531058S
VECTRA B (31_)					
1.6 i 16V (74 kW)	1996.11-2002.07	-	Estate Engine X16XEL/Y16XE/Z16XE	Center Bearing Support Kit	531058S
2.0 i 16V (100 kW)	1996.11-2000.09	-	Estate Engine X20XEV	Center Bearing Support Kit	531058S
2.5 i V6 (125 kW)	1996.11-2000.09	-	Estate Engine X25XE	Center Bearing Support Kit	531058S
VECTRA B (36_)					
2.0 Di 16V (60 kW)	1996.11-2002.04	-	Saloon Engine X20DTL	Center Bearing Support Kit	531058S
VECTRA B (38_)					
2.0 Di 16V (60 kW)	1996.11-2000.06	-	Hatchback Engine X20DTL	Center Bearing Support Kit	531058S
PEUGEOT					
104					
0.9(33kW)	1979.10-1983.10	-	Hatchback Engine 108(XV5)	Joint,Propeller Shaft	510709
1.0(32kW)	1983.09-1988.06	-	Hatchback Engine 108C(XV8)	Joint,Propeller Shaft	510709
106 (1A, 1C)					
1.0 (33 kW)	1991.09-1996.04	-	Hatchback Engine CDY(TU9M)/TU9	Center Bearing Support Kit	531058S
	1991.09-1996.04	-	Hatchback Engine CDY(TU9M)/TU9	Joint,Propeller Shaft	510709
1.1 (44 kW)	1991.09-1996.04	-	Hatchback Engine HDZ(TU1M)	Center Bearing Support Kit	531058S
	1991.09-1996.04	-	Hatchback Engine HDZ(TU1M)	Joint,Propeller Shaft	510709
1.3 (72 kW)	1993.10-1996.04	-	Hatchback Engine TU2J2	Center Bearing Support Kit	531058S
1.4 (55 kW)	1991.09-1996.04	-	Hatchback Engine KDX(TU3MC)/KDY(TU3M)	Center Bearing Support Kit	531058S
	1991.09-1996.04	-	Hatchback Engine KDX(TU3MC)/KDY(TU3M)	Joint,Propeller Shaft	510709
1.4 (69 kW)	1991.09-1996.04	-	Hatchback Engine KFZ(TU3J2/Z)	Center Bearing Support Kit	531058S
	1991.09-1996.04	-	Hatchback Engine KFZ(TU3J2/Z)	Joint,Propeller Shaft	510709
1.4 D (37 kW)	1992.09-1996.04	-	Hatchback Engine K9Y(TUD3Y)	Center Bearing Support Kit	531058S
106 II (1)					
1.1 i (44 kW)	1996.05-	-	Hatchback Engine HDZ(TU1M)/HFX(TU1JP)	Center Bearing Support Kit	531058S
1.6 i (65 kW)	1996.05-	-	Hatchback Engine NFZ(TU5JP)	Center Bearing Support Kit	531058S
1.6 i (74 kW)	1996.05-	-	Hatchback Engine NFW(TU5J2)/NFY(TU5J2)	Center Bearing Support Kit	531058S
205 (741B, 20D)					
1.6 CJ (65 kW)	1992.08-1994.12	-	Convertible Engine BDY(XU5M3Z)	Center Bearing Support Kit	531058S


	 YEAR	FITTING POSITION	REMARKS	PRODUCT	GSP Ref.
PEUGEOT					
205 (741B, 20D)					
1.9 CTi (75 kW)	1987.10-1994.12	-	Convertible Engine DFZ(XU9J1)	Center Bearing Support Kit	531058S
205 II (20A/C)					
1.6 Aut. (65 kW)	1990.05-1998.09	-	Hatchback Engine BDY(XU5M2Z)/BDY(XU5M2Z)	Center Bearing Support Kit	531058S
1.9 GTi (75 kW)	1987.10-1989.05	-	Hatchback Engine D2A(XU92C)	Center Bearing Support Kit	531058S
304 BREAK (_04D_)					
1.1(43kW)	1976.10-1980.10	-	Estate Engine XK5	Joint,Propeller Shaft	510709
305 (581A)					
1.3 (44kW)	1977.11-1982.09	-	Saloon Engine 118(XL5)	Joint,Propeller Shaft	510709
1.5Diesel(36kW)	1977.11-1982.09	-	Saloon Engine 149(XID)	Joint,Propeller Shaft	510709
305 (581D)					
1.3 (44kW)	1980.08-1982.09	-	Estate Engine 118(XL5)	Joint,Propeller Shaft	510709
1.5 (54 kW)	1980.08-1982.09	-	Estate Engine 142(XR5)	Center Bearing Support Kit	531058S
1.5 Diesel (36 kW)	1980.08-1982.09	-	Estate Engine 149(XID)	Center Bearing Support Kit	531058S
1.5Diesel(36kW)	1980.08-1982.09	-	Estate Engine 149(XID)	Joint,Propeller Shaft	510709
305 II (581E)					
1.3 (44 kW)	1982.10-1986.08	-	Estate Engine 118(XL5)	Center Bearing Support Kit	531058S
1.3 (44kW)	1982.10-1986.08	-	Estate Engine 118(XL5)	Joint,Propeller Shaft	510709
1.5 (54 kW)	1982.10-1986.08	-	Estate Engine 142(XR5)	Center Bearing Support Kit	531058S
1.6 (55 kW)	1986.02-1988.12	-	Estate Engine B1A(XU51C)	Joint,Propeller Shaft	510709
1.6 (66 kW)	1984.07-1987.12	-	Estate Engine 171(XU5S)	Joint,Propeller Shaft	510709
1.6 (71 kW)	1983.09-1984.06	-	Estate Engine 171(XU5S)	Joint,Propeller Shaft	510709
1.6(54kW)	1986.11-1988.12	-	Estate Engine BAZ(XU5CP)	Joint,Propeller Shaft	510709
1.9 Diesel (47 kW)	1982.10-1988.12	-	Estate Engine 162(XUD9)/D9A(XUD9)	Center Bearing Support Kit	531058S
	1982.10-1988.12	-	Estate Engine 162(XUD9)/D9A(XUD9)	Joint,Propeller Shaft	510709
1.9 Diesel (48 kW)	1982.10-1988.12	-	Estate Engine 162(XUD9)	Center Bearing Support Kit	531058S
	1982.10-1988.12	-	Estate Engine 162(XUD9)	Joint,Propeller Shaft	510709
305 II (581M)					
1.3 (44kW)	1982.10-1985.08	-	Saloon Engine 118(XL5)	Joint,Propeller Shaft	510709
1.6 (55 kW)	1982.10-1988.07	-	Saloon Engine B1A(XU51C)	Joint,Propeller Shaft	510709
1.6 (66 kW)	1984.07-1987.08	-	Saloon Engine 171(XU5S)	Joint,Propeller Shaft	510709
1.6 (69 kW)	1982.10-1988.06	-	Saloon Engine 171(XU5S)	Joint,Propeller Shaft	510709
1.6(54kW)	1986.11-1988.12	-	Saloon Engine BAZ(XU5CP)	Joint,Propeller Shaft	510709
1.6(71kW)	1982.10-1984.06	-	Saloon Engine 171(XU5S)	Joint,Propeller Shaft	510709
1.9 D (47 kW)	1982.10-1988.07	-	Saloon Engine 162(XUD9)/D9A(XUD9)	Joint,Propeller Shaft	510709
1.9 D (48 kW)	1982.10-1988.07	-	Saloon Engine 162(XUD9)	Joint,Propeller Shaft	510709
306 (7D, N3, N5)					
1.6 (65 kW)	1996.04-2000.10	-	Convertible Engine NFZ(TU5JP)	Center Bearing Support Kit	531058S
309 (10C, 10A)					
1.1 (40 kW)	1985.10-1989.07	-	Hatchback Engine E1	Center Bearing Support Kit	531058S
1.3 (47 kW)	1985.10-1989.07	-	Hatchback Engine G1A	Center Bearing Support Kit	531058S
1.4 (49 kW)	1989.03-1989.07	-	Hatchback Engine K1D(TU3A)	Center Bearing Support Kit	531058S
1.4 (55 kW)	1989.03-1989.07	-	Hatchback Engine KDY(TU3M)/KDZ(TU3M)	Center Bearing Support Kit	531058S
1.9 D (47 kW)	1986.06-1989.07	-	Hatchback Engine 162(XUD9)/D9A(XUD9)	Center Bearing Support Kit	531058S
1.9 GTi (88 kW)	1988.07-1989.07	-	Hatchback Engine DKZ(XU9JAZ)	Center Bearing Support Kit	531058S
1.9 GTi (94 kW)	1986.10-1989.07	-	Hatchback Engine D6B(XU9JA)	Center Bearing Support Kit	531058S
309 II (3C, 3A)					
1.1 (40 kW)	1989.09-1993.10	-	Hatchback Engine H1B (TU1)	Center Bearing Support Kit	531058S
1.6 GTi (85 kW)	1989.09-1993.10	-	Hatchback	Center Bearing Support Kit	531058S
4007					
-	2007-	Rear	-	Center Bearing Support Kit	514800S
405 (15B)					
1.9 Diesel (51 kW)	1988.03-1992.12	-	Saloon Engine D9B(XUD9A)	Center Bearing Support Kit	531058S
405 (15E)					
1.6 (53 kW)	1988.10-1992.08	-	Estate Engine B1E(XU51C)	Center Bearing Support Kit	531058S
1.8 TD (66 kW)	1988.10-1992.08	-	Estate Engine A8A(XUD7TE)/AJZ(XUD7TEY)	Center Bearing Support Kit	531058S
1.9 (70 kW)	1988.10-1992.08	-	Estate Engine D2C(XU92C))	Center Bearing Support Kit	531058S
1.9 (77 kW)	1988.10-1992.08	-	Estate Engine DFZ(XU9J1)	Center Bearing Support Kit	531058S



	 YEAR	FITTING POSITION	REMARKS	PRODUCT	GSP Ref.
PEUGEOT					
405 (15E)					
1.9 (80 kW)	1988.10-1992.08	-	Estate Engine DDZ(XU9M)	Center Bearing Support Kit	531058S
1.9 (88 kW)	1988.10-1992.08	-	Estate Engine DKZ(XU9JAZ)	Center Bearing Support Kit	531058S
1.9 D (47 kW)	1988.10-1992.08	-	Estate Engine DJZ(XUD9Y)	Center Bearing Support Kit	531058S
405 II (4B)					
2.0 (89 kW)	1992.08-1995.10	-	Saloon Engine RFX(XU10J2)	Center Bearing Support Kit	531058S
2.0 MI-16 (112 kW)	1992.08-1995.10	-	Saloon Engine RFY(XU10J4Z)	Center Bearing Support Kit	531058S
2.0 T 16 X4 (144 kW)	1992.08-1995.10	-	Saloon Engine RGZ(XU10J4TE/Z)	Center Bearing Support Kit	531058S
2.0 X4 (89 kW)	1992.08-1995.10	-	Saloon Engine RFX(XU10J2)	Center Bearing Support Kit	531058S
405 II (4E)					
1.6 (65 kW)	1992.08-1996.10	-	Estate Engine BDY(XU5M2Z)/BDY(XU5M3Z)/BDZ(XU5M)/BFZ(XU5JP)	Center Bearing Support Kit	531058S
1.8 (74 kW)	1992.08-1996.10	-	Estate Engine LFZ(XU7JP)	Center Bearing Support Kit	531058S
2.0 (89 kW)	1992.08-1996.10	-	Estate Engine RFX(XU10J2)	Center Bearing Support Kit	531058S
2.0 4x4 (89 kW)	1992.08-1996.10	-	Estate Engine RFX(XU10J2)	Center Bearing Support Kit	531058S
504 (A_, M_)					
1.8 (58 kW)	1971.01-1983.06	-	Saloon Engine XM7	Center Bearing Support Kit	531058S
1.8(60kW)	1968.07-1971.02	-	Saloon Engine XM	Joint,Propeller Shaft	510709
2.0 (71 kW)	1971.03-1986.06	-	Saloon Engine 106(XN1)	Center Bearing Support Kit	531058S
2.0 TI (78 kW)	1971.01-1983.06	-	Saloon Engine 107(XN2)	Center Bearing Support Kit	531058S
505 (551A)					
1.8 (55 kW)	1981.06-1985.10	-	Saloon Engine 105(XM7)	Center Bearing Support Kit	531058S
1.8 (55kW)	1981.06-1985.10	-	Saloon Engine 105(XM7)	Joint,Propeller Shaft	510709
1.8 (60 kW)	1982.01-1985.10	-	Saloon Engine 105(XM7)	Center Bearing Support Kit	531058S
2.0 (71 kW)	1980.11-1985.12	-	Saloon Engine 106(XN1)	Center Bearing Support Kit	531058S
2.0 TI,STI (81 kW)	1979.08-1986.10	-	Saloon Engine 829(ZEJ)	Center Bearing Support Kit	531058S
2.2 (84 kW)	1986.03-1993.12	-	Saloon Engine 851X(ZDJL)	Center Bearing Support Kit	531058S
2.2 (85 kW)	1981.05-1984.10	-	Saloon Engine 851(ZDJ)	Center Bearing Support Kit	531058S
2.2 GTi (90 kW)	1983.08-1993.12	-	Saloon Engine 851B(ZDJL)	Center Bearing Support Kit	531058S
2.2 Turbo Injection (114 kW)	1984.03-1988.10	-	Saloon Engine 176B(N9TE)	Center Bearing Support Kit	531058S
2.5 Turbo Diesel (66 kW)	1983.10-1993.12	-	Saloon Engine 152A(XD3T)	Center Bearing Support Kit	531058S
505 BREAK (551D)					
2.5 Diesel (55 kW)	1983.08-1993.12	-	Estate Engine 155(XD3)	Center Bearing Support Kit	531058S
604 (561A_)					
2.3TD(59kW)	1979.09-1983.05	-	Saloon Engine 147(XD2S)	Joint,Propeller Shaft	510709
2.7 TI,STI (106 kW)	1977.08-1983.05	-	Saloon Engine 140(ZMJ)	Center Bearing Support Kit	531058S
605 (6B)					
2.0 (89 kW)	1989.06-1999.09	-	Saloon Engine RFZ(XU10J2Z)	Center Bearing Support Kit	531058S
2.0 Turbo (104 kW)	1992.07-1999.09	-	Saloon Engine RGY(XU10J2TE)	Center Bearing Support Kit	531058S
2.1 Turbo Diesel (80 kW)	1989.06-1999.09	-	Saloon Engine PHZ(XUD11ATE)	Center Bearing Support Kit	531058S
3.0 (123 kW)	1989.10-1999.09	-	Saloon Engine UFZ(ZPJ)	Center Bearing Support Kit	531058S
3.0 SV 24 (147 kW)	1989.08-1999.09	-	Saloon Engine UKZ(ZPJ4/Z)	Center Bearing Support Kit	531058S
806 (221)					
2.1 TD 12V (80 kW)	1996.06-1999.08	-	MPV Engine P8C(XUD11BTE)	Center Bearing Support Kit	531058S
EXPERT TEPEE (VF3V_)					
2.0 HDi 4x4 (88 kW)	2007.01-	-	MPV Engine RHK(DW10UTED4)	Center Bearing Support Kit	531058S
EXPERT VAN (222)					
1.9 D (51 kW)	1999.05-	-	Box Engine WJY(DW8B)/WJZ(DW8)	Center Bearing Support Kit	531058S
J5 (280P)					
2.0 (55 kW)	1981.09-1990.09	-	Bus Engine 170B(XN1T)	Center Bearing Support Kit	531058S
J5 (290P)					
2.5 TD (70 kW)	1990.10-1994.02	-	Bus Engine CRD93LS(U25/673)	Center Bearing Support Kit	531058S
PLYMOUTH					
BREEZE					
2.416V(103kW)	1995.12-2001.04	-	Saloon Engine EDZ	Center Bearing Support	511897
PB100					
-	1980-	-	-	Center Bearing Support	518870
PB150					



 YEAR	FITTING POSITION	REMARKS	PRODUCT	GSP Ref.	
PLYMOUTH					
PB150					
-	1981-1982	-	-	Center Bearing Support	518870
PB200					
-	1980-	-	-	Center Bearing Support	518870
PB250					
-	1981-1983	-	-	Center Bearing Support	518870
PB300					
-	1980-	-	-	Center Bearing Support	518870
PB350					
-	1981-1983	-	-	Center Bearing Support	518870
TRAILDUSTER					
-	1980-1981	-	-	Center Bearing Support	518870
PORSCHE					
CAYENNE					
-	2002-2010	-	-	Center Bearing Support	519037
-	2003-	-	-	Center Bearing Support	514781
CAYENNE (955)					
3.2(184kW)	2003.08-	Rear	Closed Off-Road Vehicle Engine M02.2Y	Joint,Propeller Shaft	517957
4.5Turbo(331kW)	2002.09-	Rear	Closed Off-Road Vehicle Engine M48.50	Joint,Propeller Shaft	517957
S4.5(250kW)	2002.09-	Rear	Closed Off-Road Vehicle Engine M48.00	Joint,Propeller Shaft	517957
RENAULT					
11 (B/C37_)					
1.1(35kW)	1983.03-1986.06	-	Hatchback Engine C1E715/C1E720	Joint,Propeller Shaft	510709
1.2(40kW)	1984.10-1988.12	-	Hatchback Engine C1G700/C1G710	Joint,Propeller Shaft	510709
1.4 (44kW)	1983.03-1988.12	-	Hatchback Engine C1J715/C2J730	Joint,Propeller Shaft	510709
1.4 (49kW)	1983.03-1988.12	-	Hatchback Engine C2J720/C2J766/C2J767/C2J768	Joint,Propeller Shaft	510709
1.4(50kW)	1983.03-1985.12	-	Hatchback Engine C2J718/C2J757	Joint,Propeller Shaft	510709
1.4(53kW)	1983.05-1985.12	-	Hatchback Engine C2J717/C2J755	Joint,Propeller Shaft	510709
1.4Turbo(77kW)	1984.04-1986.12	-	Hatchback Engine C1J760/C1J764	Joint,Propeller Shaft	510709
1.4Turbo(85kW)	1986.10-1988.12	-	Hatchback Engine C1J770/C1J782	Joint,Propeller Shaft	510709
1.6 D (40kW)	1983.08-1988.12	-	Hatchback Engine F8M700/F8M720/F8M730	Joint,Propeller Shaft	510709
1.7(54kW)	1986.10-1988.12	-	Hatchback Engine F2N730	Joint,Propeller Shaft	510709
1.7(55kW)	1984.10-1988.12	-	Hatchback Engine F3N718	Joint,Propeller Shaft	510709
1.7(59kW)	1983.10-1987.12	-	Hatchback Engine F2N700/F2N704	Joint,Propeller Shaft	510709
1.7(64kW)	1987.06-1988.12	-	Hatchback Engine F2N732/F2N742	Joint,Propeller Shaft	510709
1.7(65kW)	1986.10-1988.12	-	Hatchback Engine F2N708/F2N710/F2N798	Joint,Propeller Shaft	510709
1.7(69kW)	1987.06-1988.12	-	Hatchback Engine F3N708	Joint,Propeller Shaft	510709
16 (115_)					
1.6 TL (40 kW)	1975.07-1980.08	-	Hatchback Engine 821	Center Bearing Support Kit	531058S
17					
1.6 GorDini (79 kW)	1974.03-1980.10	-	Coupe Engine 844.12	Center Bearing Support Kit	531058S
18 (134_)					
1.4(47kW)	1978.04-1986.07	-	Saloon Engine 847720/847722	Joint,Propeller Shaft	510709
1.6 TS (71 kW)	1982.05-1986.07	-	Saloon Engine A6M725/A6M726	Joint,Propeller Shaft	510709
1.6 Turbo (80 kW)	1980.10-1982.09	-	Saloon Engine 807727	Joint,Propeller Shaft	510709
1.6 Turbo (92 kW)	1982.10-1986.07	-	Saloon Engine A5L717/A5L718	Joint,Propeller Shaft	510709
1.6(54kW)	1982.04-1986.07	-	Saloon Engine 841717/A2M723	Joint,Propeller Shaft	510709
1.6(58kW)	1978.04-1982.09	-	Saloon Engine 841725/841726	Joint,Propeller Shaft	510709
2.0 (77 kW)	1982.05-1986.07	-	Saloon Engine J6R716	Joint,Propeller Shaft	510709
2.1 Diesel (49 kW)	1981.11-1986.07	-	Saloon Engine 852710/J8S711	Joint,Propeller Shaft	510709
2.1 TD (65 kW)	1981.11-1986.07	-	Saloon Engine J8S712	Joint,Propeller Shaft	510709
2.2 i (76 kW)	1984.06-1986.07	-	Saloon Engine J7T718	Joint,Propeller Shaft	510709
18 VARIABLE (135_)					
1.4(47kW)	1979.05-1986.07	-	Estate Engine 847720/847722	Joint,Propeller Shaft	510709
1.6(54kW)	1982.01-1986.07	-	Estate Engine 841717/A2M723	Joint,Propeller Shaft	510709
1.6(58kW)	1979.05-1982.09	-	Estate Engine 841725/841726	Joint,Propeller Shaft	510709



	 YEAR	FITTING POSITION	REMARKS	PRODUCT	GSP Ref.
RENAULT					
18 VARIABLE (135_)					
1.64x4(54kW)	1983.01-1986.07	-	Estate Engine 841717/A2M723	Joint,Propeller Shaft	510709
1.6TS(71kW)	1982.05-1986.07	-	Estate Engine A6M725/A6M726	Joint,Propeller Shaft	510709
1.6Turbo(92kW)	1982.10-1986.07	-	Estate Engine A5L717/A5L718	Joint,Propeller Shaft	510709
2.0(77kW)	1981.10-1986.07	-	Estate Engine J6R716	Joint,Propeller Shaft	510709
2.04x4(76kW)	1983.05-1986.12	-	Estate Engine J6R714/J6R716	Joint,Propeller Shaft	510709
2.1Diesel(49kW)	1980.11-1986.07	-	Estate Engine 852710/J8S711	Joint,Propeller Shaft	510709
20 (127_)					
2.0 (80kW)	1977.10-1980.10	-	Hatchback Engine 829700/829701/829.01	Joint,Propeller Shaft	510709
2.0(76kW)	1980.10-1983.12	-	Hatchback Engine 829702/829703	Joint,Propeller Shaft	510709
2.1Diesel(47kW)	1980.10-1983.12	-	Hatchback Engine 852	Joint,Propeller Shaft	510709
2.1TD(63kW)	1982.01-1983.12	-	Hatchback Engine J8S702	Joint,Propeller Shaft	510709
2.2(85kW)	1980.10-1983.12	-	Hatchback Engine 851700	Joint,Propeller Shaft	510709
21 (L48_)					
2.0 4x4 (99 kW)	1989.12-1994.02	-	Saloon Engine J7R740	Center Bearing Support	512093
21 SAVANNA (K48_)					
1.9 D (47 kW)	1986.03-1994.08	-	Estate Engine F8Q710	Center Bearing Support Kit	531058S
25 (B29_)					
2.0 (74 kW)	1984.04-1992.12	-	Hatchback Engine J6R760/J6R762/J6R706	Joint,Propeller Shaft	510709
2.0 12V (103 kW)	1988.06-1993.12	-	Hatchback Engine J7R720/J7R721	Joint,Propeller Shaft	510709
2.0 12V (99 kW)	1989.06-1992.12	-	Hatchback Engine J7R726	Joint,Propeller Shaft	510709
2.1 Diesel (46 kW)	1984.04-1989.05	-	Hatchback Engine J8S706	Joint,Propeller Shaft	510709
2.1 Diesel (51 kW)	1989.06-1992.12	-	Hatchback Engine J8S736	Joint,Propeller Shaft	510709
2.1 Turbo-D (63 kW)	1984.04-1992.12	-	Hatchback Engine J8S708/J8S738	Joint,Propeller Shaft	510709
2.2 (76 kW)	1985.11-1989.03	-	Hatchback	Joint,Propeller Shaft	510709
2.2 (79 kW)	1986.09-1992.12	-	Hatchback Engine J7T733/J7T708/J7T732	Joint,Propeller Shaft	510709
2.2 (89 kW)	1984.04-1989.12	-	Hatchback Engine J7T706/J7T707/J7T714/J7T715	Joint,Propeller Shaft	510709
2.2 (91 kW)	1984.04-1989.12	-	Hatchback Engine J7T730/J7T731	Joint,Propeller Shaft	510709
2.4 V6 Turbo (133 kW)	1984.10-1990.05	-	Hatchback Engine Z7U702	Joint,Propeller Shaft	510709
2.5 V6 Turbo (151 kW)	1990.01-1992.12	-	Hatchback Engine Z7U700	Joint,Propeller Shaft	510709
2.7 V6 Injection (104 kW)	1984.04-1989.08	-	Hatchback Engine Z7V708/Z7V709/Z7V711	Joint,Propeller Shaft	510709
2.8 V6 (115 kW)	1987.06-1990.02	-	Hatchback Engine Z7W700	Joint,Propeller Shaft	510709
2.8 V6 Injection (110 kW)	1987.06-1992.12	-	Hatchback Engine Z7W706/Z7W707/Z7W709	Joint,Propeller Shaft	510709
2.8V6Injection(100kW)	1986.06-1988.02	-	Hatchback Engine Z7W702	Joint,Propeller Shaft	510709
4 (112_)					
0.8 (19 kW)	1962.10-1983.09	-	Estate Engine 800/800705	Joint,Propeller Shaft	510709
0.8 (21 kW)	1983.10-1988.10	-	Estate Engine 800705/B1B707	Joint,Propeller Shaft	510709
0.8 (25 kW)	1971.09-1988.12	-	Estate Engine 80001	Joint,Propeller Shaft	510709
1.1 (25 kW)	1978.06-1990.06	-	Estate Engine 688712/C1E714/C1E719	Joint,Propeller Shaft	510709
4 (R21_, R23_)					
0.8 (21 kW)	1983.04-1989.07	-	Box Engine 800705/B1B707	Joint,Propeller Shaft	510709
0.8 (25 kW)	1966.09-1988.12	-	Box Engine 80001	Joint,Propeller Shaft	510709
1.1 (25 kW)	1976.10-1989.07	-	Box Engine 688711/688712/C1E714/C1E718	Joint,Propeller Shaft	510709
1.1 (26 kW)	1982.07-1989.05	-	Box Engine C1E718/C1E719	Joint,Propeller Shaft	510709
5 (122_)					
0.8 (27 kW)	1982.01-1984.12	-	Hatchback Engine 800710	Joint,Propeller Shaft	510709
1.0 (32 kW)	1972.01-1985.12	-	Hatchback Engine 689710	Joint,Propeller Shaft	510709
1.1 (33 kW)	1980.09-1985.12	-	Hatchback Engine 688713/C1E726	Joint,Propeller Shaft	510709
1.3 (31 kW)	1976.09-1979.09	-	Hatchback Engine 810726	Joint,Propeller Shaft	510709
1.3 (33 kW)	1979.06-1984.09	-	Hatchback Engine 810719	Joint,Propeller Shaft	510709
1.3 (47 kW)	1975.09-1984.09	-	Hatchback Engine 810725	Joint,Propeller Shaft	510709
1.3 Automatik (40 kW)	1979.06-1984.09	-	Hatchback Engine 810729	Joint,Propeller Shaft	510709
1.4 (46 kW)	1982.01-1985.12	-	Hatchback Engine 847725/C2J713	Joint,Propeller Shaft	510709
1.4 Alpine A5 (68 kW)	1977.09-1981.09	-	Hatchback Engine 840725	Joint,Propeller Shaft	510709
1.4 Alpine Turbo (79 kW)	1981.10-1985.01	-	Hatchback Engine 840726/C6J750	Joint,Propeller Shaft	510709
1.4 Automatik (43 kW)	1982.06-1984.09	-	Hatchback Engine 847712	Joint,Propeller Shaft	510709
1.4 Turbo (118 kW)	1980.06-1985.01	-	Hatchback Engine 840730	Joint,Propeller Shaft	510709
6 (118_)					



	 YEAR	FITTING POSITION	REMARKS	PRODUCT	GSP Ref.
RENAULT					
6 (118_)					
1.1 (35 kW)	1971.07-1980.04	-	Hatchback Engine 688.10	Joint,Propeller Shaft	510709
9 (L42_)					
1.1(35kW)	1981.09-1987.05	-	Saloon Engine C1E715/C1E720	Joint,Propeller Shaft	510709
1.2(40kW)	1985.09-1988.12	-	Saloon Engine C1G700/C1G710	Joint,Propeller Shaft	510709
1.4 (44kW)	1981.12-1988.12	-	Saloon Engine C1J715/C1J792/C1J796/C2J730	Joint,Propeller Shaft	510709
1.4 (49kW)	1985.09-1988.12	-	Saloon Engine C2J720/C2J766/C2J767/C2J768	Joint,Propeller Shaft	510709
1.4(53kW)	1981.09-1985.12	-	Saloon Engine C2J717/C2J755	Joint,Propeller Shaft	510709
1.4Automatik(50kW)	1981.09-1985.12	-	Saloon Engine C2J718/C2J757	Joint,Propeller Shaft	510709
1.4Turbo(77kW)	1984.04-1986.12	-	Saloon Engine C1J760/C1J764	Joint,Propeller Shaft	510709
1.4Turbo(85kW)	1986.12-1989.12	-	Saloon Engine C1J760/C1J764	Joint,Propeller Shaft	510709
1.6 D (40kW)	1982.10-1988.12	-	Saloon Engine F8M700/F8M720/F8M730	Joint,Propeller Shaft	510709
1.7(54kW)	1986.10-1988.12	-	Saloon Engine F3N718	Joint,Propeller Shaft	510709
1.7(55kW)	1986.10-1988.12	-	Saloon Engine F2N730	Joint,Propeller Shaft	510709
1.7(59kW)	1984.09-1988.12	-	Saloon Engine F2N700/F2N704	Joint,Propeller Shaft	510709
1.7(65kW)	1986.10-1988.12	-	Saloon Engine F2N708/F2N710/F2N798	Joint,Propeller Shaft	510709
1.7(69kW)	1987.06-1988.12	-	Saloon Engine F3N708	Joint,Propeller Shaft	510709
CLIO (B/C57_, 5/357_)					
1.2 (43 kW)	1996.01-1998.09	-	Hatchback Engine D7F730	Center Bearing Support Kit	531058S
CLIO II (BB0/1/2_, CB0/1/2_)					
1.4 16V (70 kW)	1999.10-2004.09	-	Hatchback Engine K4J712/713	Center Bearing Support Kit	531058S
KANGOO (KC0/1_)					
1.6 (66 kW)	1999.09-2001.06	-	MPV Engine K7M746	Center Bearing Support Kit	531058S
MEGANE I CLASSIC (LA0/1_)					
1.4 (55 kW)	1996.09-2003.08	-	Saloon Engine E7J626/E7J764	Center Bearing Support Kit	531058S
MEGANE SCENIC (JA0/1_)					
1.4 i (55 kW)	1997.01-1999.09	-	MPV Engine E7J764	Center Bearing Support Kit	531058S
1.6 e (66 kW)	1996.10-1999.10	-	MPV Engine K7M702/K7M703	Center Bearing Support Kit	531058S
1.9 DT (66 kW)	1997.01-1999.09	-	MPV Engine F8Q784/F8Q786	Center Bearing Support Kit	531058S
SAFRANE II (B54_)					
2.2 DT (83 kW)	1996.07-2000.12	-	Hatchback Engine G8T740	Center Bearing Support Kit	531058S
2.5 20V (121 kW)	1996.07-2000.12	-	Hatchback Engine N7U700/N7U701	Center Bearing Support Kit	531058S
SCENIC III (JZ0/1_)					
1.5 DCi (70 kW)	2010.11-	-	MPV Engine K9K846	Center Bearing Support Kit	531058S
1.5 DCi (81 kW)	2009.04-	-	MPV Engine K9K636/K9K836/K9K837	Center Bearing Support Kit	531058S
SUPER 5 (B/C40_)					
1.0(30kW)	1984.10-1988.10	-	Hatchback Engine C1C700	Joint,Propeller Shaft	510709
1.1(33kW)	1986.01-1995.03	-	Hatchback Engine C1E750/C1E752/C1E756	Joint,Propeller Shaft	510709
1.1(34kW)	1984.10-1988.10	-	Hatchback Engine C1E750/C1E752/C1E754	Joint,Propeller Shaft	510709
1.4 (44kW)	1987.06-1990.08	-	Hatchback Engine C2J784	Joint,Propeller Shaft	510709
1.4 (49kW)	1987.06-1989.07	-	Hatchback Engine C2J782	Joint,Propeller Shaft	510709
1.4(43kW)	1984.10-1988.06	-	Hatchback Engine C1J768/C1J780	Joint,Propeller Shaft	510709
1.4(52kW)	1984.10-1989.07	-	Hatchback Engine C2J700	Joint,Propeller Shaft	510709
1.4CAT(43kW)	1985.10-1996.12	-	Hatchback Engine C3J700/C3J702/C3J760	Joint,Propeller Shaft	510709
1.4Turbo(88kW)	1985.04-1990.08	-	Hatchback Engine C1J782/C1J784/C1J788	Joint,Propeller Shaft	510709
1.6 D (40kW)	1985.08-1996.12	-	Hatchback Engine F8M720/F8M730	Joint,Propeller Shaft	510709
1.7(54kW)	1986.10-1995.03	-	Hatchback Engine F3N716/F3N717	Joint,Propeller Shaft	510709
1.7(64kW)	1987.06-1995.03	-	Hatchback Engine F2N740/F2N742	Joint,Propeller Shaft	510709
1.7i(69kW)	1986.10-1991.08	-	Hatchback Engine F3N702/F3N722	Joint,Propeller Shaft	510709
ROVER					
400 (RT)					
1.6 Si (82 kW)	1995.05-2000.03	-	Saloon Engine 16K4F	Center Bearing Support Kit	531058S
2.0 D (63 kW)	1995.11-2000.03	-	Saloon Engine 20T2R	Center Bearing Support Kit	531058S
2.0 Di (77 kW)	1995.05-2000.03	-	Saloon Engine 20T2N	Center Bearing Support Kit	531058S
2.0 Si Lux (100 kW)	1995.12-2000.03	-	Hatchback Engine 20T4H	Center Bearing Support Kit	531058S
SAAB					



	 YEAR	FITTING POSITION	REMARKS	PRODUCT	GSP Ref.
SAAB					
9-5 (YS3E)					
2.0 T (136 kW)	2000.07-	-	Saloon Engine B205L	Center Bearing Support Kit	531058S
2.0 T Biopower (132 kW)	2007.06-	-	Saloon Engine B205E	Center Bearing Support Kit	531058S
2.0 Turbo SE (141 kW)	1998.10-2000.07	-	Saloon Engine B205E	Center Bearing Support Kit	531058S
2.3 Turbo (224 kW)	2003.06-2005.08	-	Saloon Engine B235R	Center Bearing Support Kit	531058S
SEAT					
INCA (6K9)					
1.6 i (55 kW)	1995.11-1998.05	-	Box Engine 1F	Center Bearing Support Kit	531058S
SKODA					
FELICIA (6U5)					
1.9 D (47 kW)	1995.10-1998.03	-	Estate Engine AEF	Center Bearing Support Kit	531058S
SUPERB (3T4)					
1.8 TSi (112 kW)	2009.03-	-	Hatchback Engine CDAB	Center Bearing Support Kit	531058S
SUPERB (3T5)					
1.8 TSi (112 kW)	2009.10-	-	Estate Engine CDAB	Center Bearing Support Kit	531058S
SSANG YONG					
ACTYON					
-	2001-2009	-	-	Center Bearing Support	514805
KYRON					
-	2005-2012	-	-	Center Bearing Support	514805
MUSSO (FJ)					
2.9 D (73 kW)	1996.03-	-	Closed Off-Road Vehicle Engine MB-OM662	Center Bearing Support Kit	531058S
REXTON I					
-	2002-2006	-	-	Center Bearing Support	514805
REXTON II					
-	2006-	-	-	Center Bearing Support	514805
SUBARU					
FORESTER (S10)					
-	1996-2002	-	-	Center Bearing Support	514780
FORESTER (S11)					
-	2001-2007	-	-	Center Bearing Support	514804
LEGACY (B13)					
-	2003-2009	-	-	Center Bearing Support	514803
LEGACY/LEGACY OUTBACK (B13)					
-	2003-2009	-	-	Center Bearing Support	514803
SUZUKI					
VITARA (ET, TA)					
2.0 TD (52 kW)	1994.12-1998.03	-	Closed Off-Road Vehicle Engine RF	Center Bearing Support Kit	531058S
TALBOT					
1307-1510					
1.3S (60 kW)	1975.07-1978.12	-	Hatchback	Center Bearing Support Kit	531058S
1.4 (63 kW)	1980.01-1981.04	-	Hatchback Engine 6Y2	Center Bearing Support Kit	531058S
SOLARA					
1.6 (54 kW)	1981.09-1984.10	-	Saloon Engine 6J1	Center Bearing Support Kit	531058S
1.6 (65 kW)	1980.02-1981.06	-	Saloon Engine 6J2/J1/J2	Center Bearing Support Kit	531058S
1.6 (66 kW)	1981.09-1986.07	-	Saloon Engine J1B	Center Bearing Support Kit	531058S
TAGORA					
2.1 (85 kW)	1980.06-1983.12	-	Saloon Engine 5N2	Center Bearing Support Kit	531058S
TOYOTA					
-	1999-	-	-	Joint, Propeller Shaft	531034

	 YEAR	FITTING POSITION	REMARKS	PRODUCT	GSP Ref.
TOYOTA					
4 RUNNER (GRN21_,KZN215,UZN21_)					
-	2002-2009	-	-	Center Bearing Support	513557
4 RUNNER (KZN18_, VZN18_, RZN18_)					
3.0 Turbo-D (92 kW)	1995.11-2002.11	-	Closed Off-Road Vehicle Engine 1KZ-T	Center Bearing Support	512093
4 RUNNER (RN10_, VZN13_, VZN10_, RN13_)					
2.7 i (112 kW)	1995.11-1996.03	-	Closed Off-Road Vehicle Engine 3RZ-FE	Center Bearing Support	512093
3.0 Turbo-D (92 kW)	1993.10-1996.03	-	Closed Off-Road Vehicle Engine 1KZ-T	Center Bearing Support	512093
3.0 V6 (105 kW)	1990.07-1995.11	-	Closed Off-Road Vehicle Engine 3VZ-E	Center Bearing Support	512093
3.4 i (136 kW)	1995.11-1996.03	-	Closed Off-Road Vehicle Engine 5VZ-FE	Center Bearing Support	512093
4RUNNER					
-	1991-1995	-	-	Center Bearing Support	512087
ALLION ZRT265 4WD					
-	2007-2010	-	-	Center Bearing Support Kit	519036S
ALLION ZZT245 4WD					
-	2001-2007	-	-	Center Bearing Support Kit	519036S
ALPHARDVELLIRE (GGH2_, ANH2_, ATH2_)					
2.4 (125 kW)	2008.04-2014.12	-	MPV Engine 2AZ-FE	Center Bearing Support Kit	531058S
ALTEZZA GITA GXE10					
-	1998-2005	-	-	Center Bearing Support	513040
ALTEZZA GITA GXE15 4WD					
-	1998-2005	-	-	Center Bearing Support	513040
ALTEZZA GITA JCE15 4WD					
-	1998-2005	-	-	Center Bearing Support	513040
ALTEZZA GITA SXE10					
-	1998-2005	-	-	Center Bearing Support	513040
ALTEZZA GXE10					
-	1998-2005	-	-	Center Bearing Support	513040
ALTEZZA GXE15 4WD					
-	1998-2005	-	-	Center Bearing Support	513040
ALTEZZA JCE15 4WD					
-	1998-2005	-	-	Center Bearing Support	513040
ALTEZZA SXE10					
-	1998-2005	-	-	Center Bearing Support	513040
ALTEZZA/ALTEZZA GITA (GXE10,SXE10)					
-	1998-2005	-	-	Center Bearing Support Kit	513040S
ALTEZZA/ALTEZZA GITA (GXE15,JCE15)					
-4WD	1998-2005	-	-	Center Bearing Support Kit	513040S
ARISTO (JZS147)					
-	1991-1997	-	-	Center Bearing Support	517626
ARISTO (JZS160,JZS161)					
-	1997-2004	-	-	Center Bearing Support	517627
AVANZA F601					
-	2003-	-	-	Center Bearing Support	519034
AVANZA F602					
-	2003-	-	-	Center Bearing Support	519034
AVENSIS AZT255 4WD					
-	2003-2008	-	-	Center Bearing Support Kit	519036S
BREVIS (JCG10)					
-	2001-2004	-	-	Center Bearing Support Kit	513040S
BREVIS (JCG15)					
-4WD	2001-2004	-	-	Center Bearing Support Kit	513040S
BREVIS JCG10					
-	2001-2004	-	-	Center Bearing Support	513040
BREVIS JCG15 4WD					
-	2001-2004	-	-	Center Bearing Support	513040
CALDINA (CT196_,ET196_,CT197_)					
-	1992-2002	-	-	Center Bearing Support	513001
CALDINA (ST195_)					



	 YEAR	FITTING POSITION	REMARKS	PRODUCT	GSP Ref.
TOYOTA					
CALDINA (ST195_) -4WD	1992-1997	-	-	Center Bearing Support	513001
CALDINA AZT246 4WD -	2002-2007	-	-	Center Bearing Support Kit	519036S
CALDINA ST246 4WD -	2002-2007	-	-	Center Bearing Support Kit	519036S
CAMRY (_XV4_) 3.5 (204 kW)	2008.01-2011.09	-	Saloon Engine 2GR-FE	Center Bearing Support Kit	531058S
CARINA E (_T19_) 2.0 i (93 kW)	1993.12-1997.09	-	Hatchback Engine 3S-FE	Center Bearing Support Kit	531058S
	1995.05-1997.09	-	Estate Engine 3S-FE	Center Bearing Support Kit	531058S
CARINA FF (CT195,ST195) -4WD	1992-1996	-	-	Center Bearing Support	513001
CENTURY (GZG50_) -	1997-2005	-	-	Center Bearing Support	517628
COASTER (BB_ ,BZB_ ,HZB50,RZB_ ,TRB_ ,XZB5_) -	1993-	-	-	Center Bearing Support	517684
COASTER (RB2_ ,BB2_ ,BB3_ ,HB3_ ,FB30,HDB30,HZB30) -	1982-1993	-	-	Center Bearing Support	517684
COROLLA (_E11_) 1.6 16V (81 kW)	2000.02-2001.11	-	Saloon Engine 3ZZ-FE	Joint,Propeller Shaft	512678
COROLLA (AE104,CE104) -4WD	1991-2000	-	-	Center Bearing Support	514823
COROLLA (AE109,CE109) -4WD	1991-2002	-	-	Center Bearing Support	514823
COROLLA (AE115) -4WD	1995-2001	-	-	Center Bearing Support	514823
COROLLA RUNX/-EX (NZE124,ZZE124) -4WD	2001-2006	-	-	Center Bearing Support	514824
COROLLA SPACIO (AE115) -4WD	1997-2001	-	-	Center Bearing Support	514823
COROLLA SPACIO (ZZE124) -4WD	2001-2007	-	-	Center Bearing Support	514824
COROLLA/FIELDER (NZE124) -4WD	2000-2006	-	-	Center Bearing Support	514824
COROLLA/MATRIX (NAP) (ZZE134) -4WD	2002-2008	-	-	Center Bearing Support	514824
CORONA (CT195,ST195) -4WD	1992-1996	-	-	Center Bearing Support	513001
CORONA (TT140) -	-	-	-	Center Bearing Support	512089
CORONA (TT141) -	-	-	-	Center Bearing Support	512089
CROWN (GRS20_ ,GWS204) -	2008-	Centre	-	Center Bearing Support Kit	514813S
CROWN GS131 -	1988-1995	-	-	Center Bearing Support	513055
CROWN GS151 -	1995-2001	-	-	Center Bearing Support	513042
CROWN JZS155 -	1995-2001	-	-	Center Bearing Support	513042
CROWN MAJESTA GS141 -	1991-1995	-	-	Center Bearing Support	513055
CROWN MAJESTA GS151 -	1995-2001	-	-	Center Bearing Support	513042
CROWN MAJESTA JZS14# -	1991-1995	-	-	Center Bearing Support	513055
CROWN MAJESTA JZS15#					



	 YEAR	FITTING POSITION	REMARKS	PRODUCT	GSP Ref.
TOYOTA					
CROWN MAJESTA JZS15#					
-	1995-2001	-	-	Center Bearing Support	513042
CROWN MAJESTA JZS153 4WD					
-	1995-2001	-	-	Center Bearing Support	513042
CROWN MAJESTA JZS157 4WD					
-	1995-2001	-	-	Center Bearing Support	513042
CROWN MAJESTA LS141					
-	1991-1995	-	-	Center Bearing Support	513055
CROWN MAJESTA LS151					
-	1995-2001	-	-	Center Bearing Support	513042
CROWN MAJESTA UZS14#					
-	1991-1995	-	-	Center Bearing Support	513055
CROWN MAJESTA UZS143 4WD					
-	1991-1995	-	-	Center Bearing Support	513055
CROWN MAJESTA UZS145 4WD					
-	1991-1995	-	-	Center Bearing Support	513055
CROWN MAJESTA UZS15#					
-	1995-2001	-	-	Center Bearing Support	513042
CROWN MAJESTA UZS155 4WD					
-	1995-2001	-	-	Center Bearing Support	513042
CROWN/CROWN MAJESTA (UZS14_,JZS14_,LS141,GS141)					
-	1991-1995	-	-	Center Bearing Support	517626
CROWN/CROWN MAJESTA (UZS143,UZS145)					
-4WD	1991-1995	-	-	Center Bearing Support	517626
CROWN/CROWN MAJESTA (UZS15_,GS151,JZS15_,LS151)					
-	1995-2001	-	-	Center Bearing Support	517626
CROWN/CROWN MAJESTA (UZS155,JZS153,JZS157)					
-4WD	1995-2001	-	-	Center Bearing Support	517626
CROWN/CROWN MAJESTA (UZS17_GS171,JKS175,JZS17_)					
-	1999-2004	-	-	Center Bearing Support	517627
CROWN/CROWN MAJESTA (UZS173,JZS173,JZS179)					
-4WD	1999-2004	-	-	Center Bearing Support	517627
CROWN/MAJESTA (GRS18_,UZS18_)					
-	2003-2008	Centre	-	Center Bearing Support Kit	514813S
CROWN/MAJESTA (GRS183,GRS181,UZS187)					
-4WD	2003-2008	Centre	-	Center Bearing Support Kit	514813S
DYNA (BU30_,BU34_,WU30_,WU34_,XZU3_)					
-	2002-	-	-	Center Bearing Support	517684
DYNA (KD_, LY_, TRY2_, KDY2_, XZU4_, XZU3_)					
2.5 D-4D (65 kW)	2001.08-	-	Platform/Chassis Engine 2KD-FTV	Center Bearing Support	531656
2.5 D-4D (75 kW)	2001.08-	-	Platform/Chassis Engine 2KD-FTV	Center Bearing Support	531656
DYNA 200 (BU10_,11_,14_,BU21_,22_,YU210,RZU100)					
-	1995-2003	-	-	Center Bearing Support	517684
DYNA 200 (BU6_,BU7_,BU8_,BU9_)					
-	1988-1997	-	-	Center Bearing Support	517684
DYNA 200/TOYOACE G25 (BU1_,2_,RZU100,RZU140,XZU130,XZU140)					
-	1995-2000	-	-	Center Bearing Support	517684
DYNA BU20					
-	-	-	-	Center Bearing Support	513560
DYNA BU30					
-	-	-	-	Center Bearing Support	513560
DYNA BU60					
-	-	-	-	Center Bearing Support	513561
DYNA BU80					
-	-	-	-	Center Bearing Support	513561
DYNA/TOYOACE (BU3_,BZU3_,RZU3_,XZU3_)					
-	1999-2007	-	-	Center Bearing Support	517684
DYNA/TOYOACE (BU4_,BZU410/XZU3_,XZU4_)					



 YEAR	 FITTING POSITION	REMARKS	PRODUCT	GSP Ref.
TOYOTA				
DYNA/TOYOACE (BU4_, BZU410/XZU3_, XZU4_)				
- 1999-	-	-	Center Bearing Support	517684
DYNA/TOYOACE (BU6_, BU7_, BU8_, BU9_)				
- 1987-1995	-	-	Center Bearing Support	517684
DYNA/TOYOACE (YU6_, YU70,WU75,WU85,WU9_)				
- 1988-1995	-	-	Center Bearing Support	517684
DYNS 150 Platform/Chassis(LY_)				
3.4 D 1988.09-1995.06	-	-	Center Bearing Support	513559
DYNS 200 Platform/Chassis				
3.0 D 1988.08-1995.05	-	-	Center Bearing Support	513559
3.4 D 1992.10-1995.05	-	-	Center Bearing Support	513559
1995.06-1999.05	-	-	Center Bearing Support	513559
4.1 Tdi 1999.06-2001.07	-	-	Center Bearing Support	513559
DYNS 300 Platform/Chassis				
3.4 D 1995.06-1999.05	-	-	Center Bearing Support	513559
GAIA (ACM15,SXM15)				
-4WD 1998-2004	-	-	Center Bearing Support	513001
HARRIER (ACU15,SXU15,MCU15)				
-4WD 1997-2003	-	-	Center Bearing Support Kit	514789S
HARRIER (ACU35,MCU35,GSU35,GSU36)				
-4WD 2003-	-	-	Center Bearing Support Kit	514789S
HIACE III WAGON (LH1_, RZH1_)				
2.4 D (55 kW) 1989.08-1995.08	Rear	Bus Engine 2L	Center Bearing Support	513562
HIACE IV (LH1_)				
2.4 TD 4WD (66 kW) 1995.08-2006.08	-	Box Engine 2L-T	Center Bearing Support	512094
2.4(85kW) 1995.08-1998.04	-	Bus Engine 2RZ-E	Center Bearing Support	512094
1995.08-2005.02	-	Box Engine 2RZ-E	Center Bearing Support	512094
2.4D(55kW) 1999.07-2006.08	-	Bus Engine 2L	Center Bearing Support	512094
2.4D(58kW) 1995.08-2006.08	-	Box Engine 2L	Center Bearing Support	512094
1995.08-2006.08	-	Bus Engine 2L	Center Bearing Support	512094
2.4TD(66kW) 1995.08-2006.08	-	Box Engine 2L-T	Center Bearing Support	512094
1995.08-2006.08	-	Bus Engine 2L-T	Center Bearing Support	512094
2.4TD4WD(66kW) 1995.08-2006.08	-	Bus Engine 2L-T	Center Bearing Support	512094
2.5D-4D(65kW) 2001.11-2006.08	-	Box Engine 2KD-FTV	Center Bearing Support	512094
2001.11-2006.08	-	Bus Engine 2KD-FTV	Center Bearing Support	512094
2.5D-4D(70kW) 2006.08-	-	Bus Engine 2KD-FTV	Center Bearing Support	512094
2006.09-	-	Box Engine 2KD-FTV	Center Bearing Support	512094
2.5D-4D(75kW) 2001.11-2006.08	-	Box Engine 2KD-FTV	Center Bearing Support	512094
2.5D-4D(86kW) 2006.08-	-	Bus Engine 2KD-FTV	Center Bearing Support	512094
2006.09-	-	Box Engine 2KD-FTV	Center Bearing Support	512094
2.5D-4D4WD(75kW) 2001.11-2006.08	-	Box Engine 2KD-FTV	Center Bearing Support	512094
2.5D-4D4WD(86kW) 2006.09-	-	Box Engine 2KD-FTV	Center Bearing Support	512094
2006.10-	-	Bus Engine 2KD-FTV	Center Bearing Support	512094
2.7(105kW) 1998.04-2001.11	-	Bus Engine 3RZ-FE	Center Bearing Support	512094
1998.04-2006.08	-	Box Engine 3RZ-FE	Center Bearing Support	512094
HIACE V (TRH2_, KDH2_)				
2.5 D-4D (75 kW) 2006.09-	-	Box Engine 2KD-FTV	Center Bearing Support Kit	531058S
HIACECOMMUTER IV (TRH2_, KDH2_)				
2.5 D-4D (75 kW) 2006.09-	-	Bus Engine 2KD-FTV	Center Bearing Support Kit	531058S
HIGHLANDER (ACU25,MCU25,MCU28)				
-4WD 2000-2007	-	-	Center Bearing Support Kit	514789S
HIGHLANDER HV (MHU28)				
-4WD 2005-2007	-	-	Center Bearing Support Kit	514789S
HILUX (RN106,LN107)				
- 1988-1999	-	-	Center Bearing Support	513557
HILUX (RN85)				
- 1988-1999	-	-	Center Bearing Support	513557
HILUX II (RN6_, RN5_, LN6_, YN6_, YN5_, LN5_)				



	 YEAR	FITTING POSITION	REMARKS	PRODUCT	GSP Ref.
TOYOTA					
HILUX II (RN6_, RN5_, LN6_, YN6_, YN5_, LN5_)					
1.8 (61 kW)	1988.08-1994.07	-	Pickup Engine 2Y	Center Bearing Support	512093
	1988.08-1994.07	-	Pickup Engine 2Y	Center Bearing Support	513763
2.0 (65 kW)	1984.01-1986.12	-	Pickup Engine 3Y	Center Bearing Support	512093
	1984.01-1986.12	-	Pickup Engine 3Y	Center Bearing Support	513763
2.2 4WD (69 kW)	1987.01-1989.12	-	Pickup Engine 4Y	Center Bearing Support	512093
	1987.01-1989.12	-	Pickup Engine 4Y	Center Bearing Support	512369
	1987.01-1989.12	-	Pickup Engine 4Y	Center Bearing Support	513763
2.4 D (55 kW)	1998.07-2002.01	-	Pickup Engine 2L	Center Bearing Support	512090
	1998.07-2002.01	-	Pickup Engine 2L	Center Bearing Support	512093
	1998.07-2002.01	-	Pickup Engine 2L	Center Bearing Support	531656
2.4 D (58 kW)	1995.03-2005.07	-	Pickup Engine 2L	Center Bearing Support	512090
	1995.03-2005.07	-	Pickup Engine 2L	Center Bearing Support	512093
	1995.03-2005.07	-	Pickup Engine 2L	Center Bearing Support	513763
2.4 D (59 kW)	1992.01-2005.07	-	Pickup Engine 2L	Center Bearing Support	512093
	1992.01-2005.07	-	Pickup Engine 2L	Center Bearing Support	513763
2.4 D 4WD (58 kW)	1994.01-2005.07	-	Pickup Engine 2L	Center Bearing Support	512093
	1994.01-2005.07	-	Pickup Engine 2L	Center Bearing Support	513763
2.4 D 4WD (61 kW)	1988.08-2005.07	-	Pickup Engine 2L	Center Bearing Support	512093
	1988.08-2005.07	-	Pickup Engine 2L	Center Bearing Support	513763
2.4 i 4WD (103 kW)	1997.08-2005.07	-	Pickup Engine 2RZ-FE	Center Bearing Support	513763
	1989.06-2005.07	-	Pickup Engine 22R	Center Bearing Support	512093
2.4 i 4WD (84 kW)	1989.06-2005.07	-	Pickup Engine 22R	Center Bearing Support	513763
	1989.06-2005.07	-	Pickup Engine 22RE	Center Bearing Support	512093
	1989.06-2005.07	-	Pickup Engine 22RE	Center Bearing Support	513763
	1989.06-2005.07	-	Pickup Engine 22RE	Center Bearing Support	513763
2.4 TD 4WD (66 kW)	1998.08-2002.01	-	Pickup Engine 2L-T	Center Bearing Support	512091
	1998.08-2002.01	-	Pickup Engine 2L-T	Center Bearing Support	512093
2.4D(61kW)	1988.08-2005.07	-	Pickup Engine 2L	Center Bearing Support	512093
	1988.08-2005.07	-	Pickup Engine 2L	Center Bearing Support	513763
2.5 D-4D (65 kW)	2001.11-2005.07	-	Pickup Engine 2KD-FTV	Center Bearing Support	512090
	2001.11-2005.07	-	Pickup Engine 2KD-FTV	Center Bearing Support	512093
2.5 D-4D 4WD (75 kW)	2001.11-2005.07	-	Pickup Engine 2KD-FTV	Center Bearing Support	512093
	2001.11-2005.07	-	Pickup Engine 2KD-FTV	Center Bearing Support	513763
HILUX III (TGN1_, GGN2_, GGN1_, KUN2_, KUN1_)					
2.5 D 4WD (75 kW)	2005.08-	-	Pickup Engine 2KD-FTV	Center Bearing Support	518904
2.5 D-4D (75 kW)	2006.06-	-	Pickup Engine 2KD-FTV	Center Bearing Support	518878
2.5 D-4D (88 kW)	2007.12-	-	Pickup Engine 2KD-FTV	Center Bearing Support	518878
2.5 D-4D 4WD (88 kW)	2007.12-	-	Pickup Engine 2KD-FTV	Center Bearing Support	518904
3.0 D-4D 4WD (126 kW)	2007.12-	-	Pickup Engine 1KD-FTV	Center Bearing Support	518904
IPSUM (SXM15)					
-4WD	1996-2001	-	-	Center Bearing Support	513001
ISIS (ZNM1_, ANM1_, ZGM1_)					
1.8 VVTi 4WD (98 kW)	2007.04-	-	MPV Engine 2ZR-FAE	Center Bearing Support Kit	531058S
KLUGER (MCU28)					
-4WD	2003-2007	-	-	Center Bearing Support Kit	514789S
KLUGER L/V (ACU25,MCU25)					
-4WD	2000-2007	-	-	Center Bearing Support Kit	514789S
LUCIDA ESTIMA EMINA PREVIA (CXR10,CXR20,TCR10,TCR20)					
-	1990-1999	-	-	Center Bearing Support	514822
MARK 2 BLIT GX110					
-	2000-2004	-	-	Center Bearing Support	513040
MARK 2 BLIT GX115 4W					
-	2000-2004	-	-	Center Bearing Support	513040
MARK 2 BLIT JZX110					
-	2000-2004	-	-	Center Bearing Support	513040
MARK 2 BLIT JZX115 4W					
-	2000-2004	-	-	Center Bearing Support	513040
MARK 2 GX100					



 YEAR	FITTING POSITION	REMARKS	PRODUCT	GSP Ref.	
TOYOTA					
MARK 2 GX100					
-	1996-2001	-	-	Center Bearing Support	513042
MARK 2 GX105 4WD					
-	1996-2001	-	-	Center Bearing Support	513042
MARK 2 GX110					
-	2000-2004	-	-	Center Bearing Support	513040
MARK 2 GX115 4W					
-	2000-2004	-	-	Center Bearing Support	513040
MARK 2 JZX110					
-	2000-2004	-	-	Center Bearing Support	513040
MARK 2 JZX115 4W					
-	2000-2004	-	-	Center Bearing Support	513040
MARK CHASER GX100					
-	1996-2001	-	-	Center Bearing Support	513042
MARK CHASER GX105 4WD					
-	1996-2001	-	-	Center Bearing Support	513042
MARK CRESTA GX100					
-	1996-2001	-	-	Center Bearing Support	513042
MARK CRESTA GX105 4WD					
-	1996-2001	-	-	Center Bearing Support	513042
MARK II/CHASER/CRESTA (GX90)					
-	1992-1996	-	-	Center Bearing Support	513041
MARK II/CHASER/CRESTA (GX93)					
-4WD	1992-1996	-	-	Center Bearing Support	513041
MARK II/MARK II BLIT (GX110,JZX110)					
-	2000-2004	-	-	Center Bearing Support Kit	513040S
MARK II/MARK II BLIT (GX115,JZX115)					
-4WD	2000-2004	-	-	Center Bearing Support Kit	513040S
MARK X (GRX120)					
-	2004-2009	Centre	-	Center Bearing Support Kit	514813S
MARK X (GRX125)					
-4WD	2004-2009	Centre	-	Center Bearing Support Kit	514813S
MARK X (GRX130)					
-	2009-	Centre	-	Center Bearing Support Kit	514813S
MARK X (GRX135)					
-4WD	2009-	Centre	-	Center Bearing Support Kit	514813S
MS122					
-	-	-	-	Center Bearing Support	513558
MS132					
-	-	-	-	Center Bearing Support	513558
NADIA (SXN15)					
-4WD	1998-2003	-	-	Center Bearing Support	513001
OPA ZCT15 4WD					
-	2000-2005	-	-	Center Bearing Support Kit	519036S
PICKUP					
-	1979-1983	-	-	Center Bearing Support	513553
-	1984-1995	-	-	Center Bearing Support	512087
PREMIO (NZT26_, ZRT26_)					
1.5 (81 kW)	2007.07-	-	Saloon Engine 1NZ-FE	Center Bearing Support Kit	531058S
PREMIO ZRT265 4WD					
-	2007-2010	-	-	Center Bearing Support Kit	519036S
PREMIO ZZT245 4WD					
-	2001-2007	-	-	Center Bearing Support Kit	519036S
PROGRES (JCG10)					
-	1998-2007	-	-	Center Bearing Support Kit	513040S
PROGRES (JCG15)					
-4WD	1998-2007	-	-	Center Bearing Support Kit	513040S
PROGRES JCG10					



	 YEAR	FITTING POSITION	REMARKS	PRODUCT	GSP Ref.
TOYOTA					
PROGRES JCG10					
-	1998-2007	-	-	Center Bearing Support	513040
PROGRES JCG15 4WD					
-	1998-2007	-	-	Center Bearing Support	513040
QUICK DELI/URBAN SUP (BU280,RZU280)					
-	1999-2006	-	-	Center Bearing Support	517684
RAV 4 (SXA1_) 2.04WD(95kW)	1994.06-2000.06	-	Closed Off-Road Vehicle Engine 3S-FE	Center Bearing Support	514085
RAV4 (ACA2_)					
-	2000-2005	-	-	Center Bearing Support	513001
RAV4 ACA3#					
-	2005-2013	-	-	Center Bearing Support Kit	519035S
RAV4 ALA4#					
-	2012-	-	-	Center Bearing Support Kit	519035S
RAV4 GSA3#					
-	2005-2013	-	-	Center Bearing Support Kit	519035S
RAV4 ZSA4#					
-	2012-	-	-	Center Bearing Support Kit	519035S
REIZ (GRX121,GRX122)					
-	2005-2010	Centre	-	Center Bearing Support Kit	514813S
RUSH F700					
-	2006-	-	-	Center Bearing Support	519034
SOARER/LEXUS (SC430,UZZ40)					
-	2001-2010	-	-	Center Bearing Support	517627
SPRINTER (AE104,CE104)					
-4WD	1991-1995	-	-	Center Bearing Support	514823
SPRINTER (AE109,CE109,CE105)					
-4WD	1991-2002	-	-	Center Bearing Support	514823
SPRINTER (AE114)					
-4WD	1995-2000	-	-	Center Bearing Support	514823
SPRINTER CARIB (AE114)					
-4WD	1995-2002	-	-	Center Bearing Support	514823
TT141					
-	-	-	-	Center Bearing Support	512095
VANGUARD ACA33					
-	2007-2013	-	-	Center Bearing Support Kit	519035S
VANGUARD ACA38					
-	2007-2013	-	-	Center Bearing Support Kit	519035S
VANGUARD GSA33					
-	2007-2013	-	-	Center Bearing Support Kit	519035S
VEROSSA (GX110,JZX110)					
-	2001-2004	-	-	Center Bearing Support Kit	513040S
VEROSSA GX110					
-	2001-2004	-	-	Center Bearing Support	513040
VOLTZ (ZZE138)					
-4WD	2002-2004	-	-	Center Bearing Support	514824
WILL VS (ZZE129)					
-4WD	2001-2004	-	-	Center Bearing Support	514824
WISH (ZGE2_)					
2.0 (116 kW)	2009.04-	-	MPV Engine 3ZR-FAE	Center Bearing Support Kit	531058S
WU90					
-	-	-	-	Center Bearing Support	513561
VAUXHALL					
ASTRA IV (G) 2.0 16V (118 kW)	1999.10-2005.05	-	Saloon Engine X20XER	Center Bearing Support Kit	531058S
CARLTON III 1.8 S (66kW)	1986.09-1994.03	-	Estate Engine 18SV	Center Bearing Support	510853



	 YEAR	FITTING POSITION	REMARKS	PRODUCT	GSP Ref.
VAUXHALL					
CARLTON III					
1.8 S (66kW)	1986.09-1994.03	-	Saloon Engine 18SV	Center Bearing Support	510853
1.8(74kW)	1986.09-1988.08	-	Estate Engine S18NV	Center Bearing Support	510853
1.8i(85kW)	1986.09-1994.03	-	Estate Engine 18SEH	Center Bearing Support	510853
	1986.09-1994.03	-	Saloon Engine 18SEH	Center Bearing Support	510853
1.8N(60kW)	1986.09-1987.08	-	Estate Engine 18NV	Center Bearing Support	510853
	1986.09-1987.08	-	Saloon Engine 18NV	Center Bearing Support	510853
2.0 (85kW)	1986.09-1994.03	-	Estate Engine C20NE	Center Bearing Support	510853
	1986.09-1994.03	-	Saloon Engine C20NE	Center Bearing Support	510853
2.0i(90kW)	1986.09-1994.03	-	Estate Engine 20SE	Center Bearing Support	510853
	1986.09-1994.03	-	Saloon Engine 20SE	Center Bearing Support	510853
2.2TD(66kW)	1986.09-1988.08	-	Estate Engine 23YDT	Center Bearing Support	510853
	1986.10-1988.08	-	Saloon Engine 23YDT	Center Bearing Support	510853
2.3D(54kW)	1986.09-1994.03	-	Estate Engine 23YD	Center Bearing Support	510853
	1986.09-1994.03	-	Saloon Engine 23YD	Center Bearing Support	510853
2.3TDInterc.(74kW)	1988.08-1994.03	-	Saloon Engine 23DTR	Center Bearing Support	510853
	1988.09-1994.03	-	Estate Engine 23DTR	Center Bearing Support	510853
2.6i(110kW)	1990.09-1994.03	-	Estate Engine C26NE	Center Bearing Support	510853
	1990.09-1994.03	-	Saloon Engine C26NE	Center Bearing Support	510853
3.0(130kW)	1987.03-1990.09	-	Saloon Engine 30NE	Center Bearing Support	510853
	1987.03-1994.03	-	Estate Engine C30NE	Center Bearing Support	510853
3.024V(147kW)	1989.09-1994.03	-	Estate Engine C30SEJ	Center Bearing Support	510853
	1989.09-1994.03	-	Saloon Engine C30SEJ	Center Bearing Support	510853
3.0CAT(130kW)	1988.03-1994.03	-	Saloon Engine C30NE	Center Bearing Support	510853
MERIVA II (B)					
1.3 CDTi (70 kW)	2010.06-	-	MPV Engine A13DTE	Center Bearing Support Kit	531058S
1.7 CDTi (96 kW)	2010.06-	-	MPV Engine A17DTS	Center Bearing Support Kit	531058S
SENATOR II (B)					
2.6i(110kW)	1990.09-1993.09	-	Saloon Engine C26NE	Center Bearing Support	510853
3.0 (135kW)	1987.09-1988.08	-	Saloon Engine 30NE	Center Bearing Support	510853
3.024V(150kW)	1989.09-1993.09	-	Saloon Engine C30SE	Center Bearing Support	510853
3.0iCAT(130kW)	1988.01-1993.09	-	Saloon Engine C30NE	Center Bearing Support	510853
VOLVO					
140 (142, 144)					
2.0 (91 kW)	1970.09-1975.04	-	Saloon Engine B20E	Center Bearing Support Kit	531058S
240 (P242, P244)					
2.0 (76 kW)	1984.08-1985.07	-	Saloon Engine B200K	Joint,Propeller Shaft	510596
2.0(82kW)	1988.09-1993.12	-	Saloon Engine B19E/B200F	Joint,Propeller Shaft	510596
2.0(89kW)	1984.09-1993.12	-	Saloon Engine B200E	Joint,Propeller Shaft	510596
2.3 (81 kW)	1984.08-1986.07	-	Saloon Engine B230A	Joint,Propeller Shaft	510596
2.3 (83 kW)	1986.08-1987.07	-	Saloon Engine B230F	Joint,Propeller Shaft	510596
2.3 (85 kW)	1986.08-1988.12	-	Saloon Engine B230K	Joint,Propeller Shaft	510596
2.3 (98 kW)	1984.08-1989.12	-	Saloon Engine B23E	Joint,Propeller Shaft	510596
2.3 i CAT (85 kW)	1986.08-1993.07	-	Saloon Engine B230F	Joint,Propeller Shaft	510596
2.3(96kW)	1983.08-1985.07	-	Saloon Engine B230E	Joint,Propeller Shaft	510596
2.4 Diesel (58 kW)	1987.08-1993.08	-	Saloon Engine D24	Joint,Propeller Shaft	510596
2.4 Diesel (60 kW)	1978.08-1985.07	-	Saloon Engine D24	Joint,Propeller Shaft	510596
240 KOMBI (P245)					
2.0 (76 kW)	1984.08-1985.07	-	Estate Engine B200K	Joint,Propeller Shaft	510596
2.0(82kW)	1988.09-1993.12	-	Estate Engine B200F	Joint,Propeller Shaft	510596
2.0(86kW)	1983.08-1993.07	-	Estate Engine B200E	Joint,Propeller Shaft	510596
2.1 Turbo (114 kW)	1980.08-1985.07	-	Estate Engine B21ET	Joint,Propeller Shaft	510596
2.3 (81 kW)	1984.08-1986.07	-	Estate Engine B230A	Joint,Propeller Shaft	510596
2.3 (83 kW)	1986.08-1987.07	-	Estate Engine B230F	Joint,Propeller Shaft	510596
2.3 (85 kW)	1986.08-1988.12	-	Estate Engine B230K	Joint,Propeller Shaft	510596
2.3 (98 kW)	1984.08-1988.12	-	Estate Engine B23E	Joint,Propeller Shaft	510596
2.3(96kW)	1984.08-1985.07	-	Estate Engine B230E	Joint,Propeller Shaft	510596



	 YEAR	FITTING POSITION	REMARKS	PRODUCT	GSP Ref.
VOLVO					
240 KOMBI (P245)					
2.3CAT(100kW)	1991.08-1992.07	-	Estate Engine B230F	Joint,Propeller Shaft	510596
2.3iCAT(85kW)	1986.08-1993.07	-	Estate Engine B230F	Joint,Propeller Shaft	510596
2.4 Diesel (60 kW)	1979.04-1993.08	-	Estate Engine D24	Joint,Propeller Shaft	510596
440 K (445)					
1.6 (61 kW)	1988.09-1996.12	-	Hatchback Engine B16F	Center Bearing Support Kit	531058S
1.8 (66 kW)	1995.09-1996.12	-	Hatchback Engine B18U	Center Bearing Support Kit	531058S
66					
DL 1.1 (33 kW)	1975.10-1979.11	-	Estate Engine B11	Center Bearing Support Kit	531058S
GL 1.3 (42 kW)	1975.10-1979.11	-	Estate Engine B130	Center Bearing Support Kit	531058S
740 (744)					
2.0 (110 kW)	1983.12-1984.07	-	Saloon Engine B19ET	Center Bearing Support	530187
	1983.12-1984.07	-	Saloon Engine B19ET	Joint,Propeller Shaft	510596
2.0 (118 kW)	1986.01-1990.08	-	Saloon Engine B200ET	Center Bearing Support	530187
	1986.01-1990.08	-	Saloon Engine B200ET	Joint,Propeller Shaft	510596
2.0 (120 kW)	1985.01-1985.12	-	Saloon Engine B200ET	Center Bearing Support	530187
	1985.01-1985.12	-	Saloon Engine B200ET	Joint,Propeller Shaft	510596
2.0 (76 kW)	1988.09-1990.08	-	Saloon Engine B200K	Center Bearing Support	530187
	1988.09-1990.08	-	Saloon Engine B200K	Joint,Propeller Shaft	510596
2.0 (86 kW)	1987.01-1988.08	-	Saloon Engine B200E	Center Bearing Support	530187
	1987.01-1988.08	-	Saloon Engine B200E	Joint,Propeller Shaft	510596
2.0 (89 kW)	1985.08-1992.07	-	Saloon Engine B200G	Center Bearing Support	530187
	1985.08-1992.07	-	Saloon Engine B200G	Joint,Propeller Shaft	510596
2.3 (100 kW)	1988.08-1990.07	-	Saloon Engine B230FB	Center Bearing Support	530187
	1988.08-1990.07	-	Saloon Engine B230FB	Joint,Propeller Shaft	510596
2.3 (111 kW)	1988.08-1992.08	-	Saloon Engine B234F	Center Bearing Support	530187
	1988.08-1992.08	-	Saloon Engine B234F	Joint,Propeller Shaft	510596
2.3 (114 kW)	1988.08-1991.07	-	Saloon Engine B234F	Center Bearing Support	530187
	1988.08-1991.07	-	Saloon Engine B234F	Joint,Propeller Shaft	510596
2.3 (117 kW)	1987.08-1989.07	-	Saloon Engine B234F	Center Bearing Support	530187
	1987.08-1989.07	-	Saloon Engine B234F	Joint,Propeller Shaft	510596
2.3 (83 kW)	1985.09-1989.12	-	Saloon Engine B230F	Center Bearing Support	530187
	1985.09-1989.12	-	Saloon Engine B230F	Joint,Propeller Shaft	510596
2.3 (85 kW)	1987.08-1992.07	-	Saloon Engine B230F	Center Bearing Support	530187
	1987.08-1992.07	-	Saloon Engine B230F	Joint,Propeller Shaft	510596
2.3 (95 kW)	1983.08-1984.07	-	Saloon Engine B23E	Center Bearing Support	530187
	1983.08-1984.07	-	Saloon Engine B23E	Joint,Propeller Shaft	510596
2.3 (96 kW)	1984.08-1988.07	-	Saloon Engine B230E	Center Bearing Support	530187
	1984.08-1988.07	-	Saloon Engine B230E	Joint,Propeller Shaft	510596
2.3 Turbo (115 kW)	1986.08-1989.07	-	Saloon Engine B230FT	Center Bearing Support	530187
	1986.08-1989.07	-	Saloon Engine B230FT	Joint,Propeller Shaft	510596
2.3 Turbo (121 kW)	1989.08-1990.07	-	Saloon Engine B230FT	Center Bearing Support	530187
	1989.08-1990.07	-	Saloon Engine B230FT	Joint,Propeller Shaft	510596
2.3 Turbo (125 kW)	1989.09-1991.08	-	Saloon Engine B230FT	Joint,Propeller Shaft	510596
2.3 Turbo (134 kW)	1985.08-1988.12	-	Saloon Engine B230ET	Center Bearing Support	530187
	1985.08-1988.12	-	Saloon Engine B230ET	Joint,Propeller Shaft	510596
2.3 Turbo (140 kW)	1989.08-1990.07	-	Saloon Engine B230FT	Center Bearing Support	530187
	1989.08-1990.07	-	Saloon Engine B230FT	Joint,Propeller Shaft	510596
2.4 Diesel (60 kW)	1984.08-1992.07	-	Saloon Engine D24	Center Bearing Support	530187
	1984.08-1992.07	-	Saloon Engine D24	Joint,Propeller Shaft	510596
2.4 TD (80 kW)	1985.08-1990.12	-	Saloon Engine D24T	Joint,Propeller Shaft	510596
2.4 TD (90 kW)	1986.08-1988.10	-	Saloon Engine D24TIC	Joint,Propeller Shaft	510596
740 KOMBI (745)					
2.0 (76 kW)	1988.09-1990.08	-	Estate Engine B200K	Center Bearing Support	530187
	1988.09-1990.08	-	Estate Engine B200K	Joint,Propeller Shaft	510596
2.0 (82 kW)	1989.08-1991.07	-	Estate Engine B200F	Center Bearing Support	530187
	1989.08-1991.07	-	Estate Engine B200F	Joint,Propeller Shaft	510596
2.0 (86 kW)	1987.01-1988.08	-	Estate Engine B200E	Center Bearing Support	530187


	 YEAR	FITTING POSITION	REMARKS	PRODUCT	GSP Ref.
VOLVO					
740 KOMBI (745)					
2.0 (86 kW)	1987.01-1988.08	-	Estate Engine B200E	Joint,Propeller Shaft	510596
2.0 (89 kW)	1985.08-1992.07	-	Estate Engine B200E/B200G	Center Bearing Support	530187
	1985.08-1992.07	-	Estate Engine B200E/B200G	Joint,Propeller Shaft	510596
2.0 Turbo (114 kW)	1990.09-1991.08	-	Estate Engine B 200 FT	Center Bearing Support Kit	531058S
2.3 (100 kW)	1989.08-1990.07	-	Estate Engine B230FB	Center Bearing Support	530187
	1989.08-1990.07	-	Estate Engine B230FB	Joint,Propeller Shaft	510596
2.3 (111 kW)	1989.07-1992.08	-	Estate Engine B234F	Center Bearing Support	530187
	1989.07-1992.08	-	Estate Engine B234F	Joint,Propeller Shaft	510596
2.3 (114 kW)	1988.08-1990.07	-	Estate Engine B234F	Center Bearing Support	530187
	1988.08-1990.07	-	Estate Engine B234F	Joint,Propeller Shaft	510596
2.3 (117 kW)	1987.08-1989.07	-	Estate Engine B234F	Center Bearing Support	530187
	1987.08-1989.07	-	Estate Engine B234F	Joint,Propeller Shaft	510596
2.3 (83 kW)	1985.08-1989.12	-	Estate Engine B230F	Center Bearing Support	530187
	1985.08-1989.12	-	Estate Engine B230F	Joint,Propeller Shaft	510596
2.3 (84 kW)	1985.09-1990.07	-	Estate Engine B230K	Center Bearing Support	530187
	1985.09-1990.07	-	Estate Engine B230K	Joint,Propeller Shaft	510596
2.3 (85 kW)	1987.08-1992.07	-	Estate Engine B230F	Center Bearing Support	530187
	1987.08-1992.07	-	Estate Engine B230F	Joint,Propeller Shaft	510596
2.3 (96 kW)	1985.08-1988.07	-	Estate Engine B230E	Center Bearing Support	530187
	1985.08-1988.07	-	Estate Engine B230E	Joint,Propeller Shaft	510596
2.3 Turbo (115 kW)	1986.08-1989.07	-	Estate Engine B230FT	Center Bearing Support	530187
	1986.08-1989.07	-	Estate Engine B230FT	Joint,Propeller Shaft	510596
2.3 Turbo (121 kW)	1989.08-1990.07	-	Estate Engine B230FT/B230GT	Center Bearing Support	530187
	1989.08-1990.07	-	Estate Engine B230FT/B230GT	Joint,Propeller Shaft	510596
2.3 Turbo (125 kW)	1989.09-1991.08	-	Estate Engine B230FT	Center Bearing Support Kit	531058S
	1989.09-1991.08	-	Estate Engine B230FT	Joint,Propeller Shaft	510596
2.3 Turbo (134 kW)	1985.08-1988.07	-	Estate Engine B230ET	Center Bearing Support	530187
	1985.08-1988.07	-	Estate Engine B230ET	Joint,Propeller Shaft	510596
2.3 Turbo (140 kW)	1989.08-1990.07	-	Estate Engine B230FT	Center Bearing Support	530187
	1989.08-1990.07	-	Estate Engine B230FT	Joint,Propeller Shaft	510596
2.4 Diesel (60 kW)	1985.08-1988.07	-	Estate Engine D24	Center Bearing Support	530187
	1985.08-1988.07	-	Estate Engine D24	Joint,Propeller Shaft	510596
2.4 TD Interc. (90 kW)	1986.08-1988.07	-	Estate Engine D24TIC	Center Bearing Support	530187
	1986.08-1988.07	-	Estate Engine D24TIC	Joint,Propeller Shaft	510596
2.4 Turbo Diesel (80 kW)	1985.09-1992.07	-	Estate Engine D24T	Center Bearing Support	530187
	1985.09-1992.07	-	Estate Engine D24T	Joint,Propeller Shaft	510596
760 (704, 764)					
2.3 (130 kW)	1984.08-1987.08	-	Saloon Engine B230ET	Joint,Propeller Shaft	510596
2.3 Turbo (127 kW)	1982.08-1984.07	-	Saloon Engine B23ET	Center Bearing Support	530187
	1982.08-1984.07	-	Saloon Engine B23ET	Joint,Propeller Shaft	510596
2.3 Turbo (134 kW)	1984.08-1988.10	-	Saloon Engine B230ET	Center Bearing Support	530187
	1984.08-1988.10	-	Saloon Engine B230ET	Joint,Propeller Shaft	510596
2.4 TD Interc. (85 kW)	1987.08-1992.07	-	Saloon Engine D24TIC	Center Bearing Support	530187
	1987.08-1992.07	-	Saloon Engine D24TIC	Joint,Propeller Shaft	510596
2.4 Turbo Diesel (80 kW)	1987.04-1992.07	-	Saloon Engine D24T	Center Bearing Support	530187
	1987.04-1992.07	-	Saloon Engine D24T	Joint,Propeller Shaft	510596
2.4 Turbo Diesel (82 kW)	1982.08-1987.07	-	Saloon Engine D24T	Center Bearing Support	530187
	1982.08-1987.07	-	Saloon Engine D24T	Joint,Propeller Shaft	510596
2.8 (105 kW)	1986.05-1991.08	-	Saloon Engine B280F	Center Bearing Support	530187
	1986.05-1991.08	-	Saloon Engine B280F	Joint,Propeller Shaft	510596
2.8 (108 kW)	1986.08-1990.07	-	Saloon Engine B280F	Center Bearing Support	530187
	1986.08-1990.07	-	Saloon Engine B280F	Joint,Propeller Shaft	510596
2.8 (115 kW)	1981.08-1988.07	-	Saloon Engine B28E/B280E	Center Bearing Support	530187
	1981.08-1988.07	-	Saloon Engine B28E/B280E	Joint,Propeller Shaft	510596
2.8 (125 kW)	1987.09-1990.08	-	Saloon Engine B280E	Center Bearing Support	530187
	1987.09-1990.08	-	Saloon Engine B280E	Joint,Propeller Shaft	510596



	 YEAR	FITTING POSITION	REMARKS	PRODUCT	GSP Ref.
VOLVO					
760 KOMBI (704, 765)					
2.3 Turbo (134 kW)	1984.08-1990.08	-	Estate Engine B230ET	Center Bearing Support	530187
	1984.08-1990.08	-	Estate Engine B230ET	Joint,Propeller Shaft	510596
2.4 TD Interc. (85 kW)	1983.01-1992.07	-	Estate Engine D24TIC	Center Bearing Support	530187
	1983.01-1992.07	-	Estate Engine D24TIC	Joint,Propeller Shaft	510596
2.8 (105 kW)	1986.05-1991.08	-	Estate Engine B280F	Center Bearing Support	530187
	1986.05-1991.08	-	Estate Engine B280F	Joint,Propeller Shaft	510596
2.8 (115 kW)	1986.08-1990.08	-	Estate Engine B28E/B280E	Center Bearing Support	530187
	1986.08-1990.08	-	Estate Engine B28E/B280E	Joint,Propeller Shaft	510596
2.8 (125 kW)	1984.08-1990.08	-	Estate Engine B280E	Joint,Propeller Shaft	510596
780					
2.4 D (90 kW)	1986.04-1990.07	-	Coupe Engine D24TIC	Center Bearing Support	530187
	1986.04-1990.07	-	Coupe Engine D24TIC	Joint,Propeller Shaft	510596
2.9 (108 kW)	1987.08-1990.07	-	Coupe Engine B280F	Center Bearing Support	530187
2.9 (115 kW)	1986.08-1987.07	-	Coupe Engine B280E	Center Bearing Support	530187
940 (944)					
2.0 (82 kW)	1992.01-1994.07	-	Saloon Engine B200F	Center Bearing Support	530187
	1992.01-1994.07	-	Saloon Engine B200F	Joint,Propeller Shaft	510596
2.3 (114 kW)	1990.08-1991.07	-	Saloon Engine B234F/B234G	Center Bearing Support	530187
	1990.08-1991.07	-	Saloon Engine B234F/B234G	Joint,Propeller Shaft	510596
2.3 (90 kW)	1990.08-1994.12	-	Saloon Engine B230E/B230G	Joint,Propeller Shaft	510596
2.3 (96 kW)	1990.08-1994.12	-	Saloon Engine B230FB/B230G	Center Bearing Support	530187
	1990.08-1994.12	-	Saloon Engine B230FB/B230G	Joint,Propeller Shaft	510596
2.3 Turbo (121 kW)	1990.08-1994.07	-	Saloon Engine B230FT	Center Bearing Support	530187
	1990.08-1994.07	-	Saloon Engine B230FT	Joint,Propeller Shaft	510596
2.4 D (60 kW)	1990.08-1994.12	-	Saloon Engine D24	Center Bearing Support	530187
	1990.08-1994.12	-	Saloon Engine D24	Joint,Propeller Shaft	510596
2.4 Turbo Diesel (80 kW)	1990.08-1994.12	-	Saloon Engine D24T	Center Bearing Support	530187
	1990.08-1994.12	-	Saloon Engine D24T	Joint,Propeller Shaft	510596
940 II (944)					
2.0 Turbo (114 kW)	1996.04-1998.10	-	Saloon Engine B200FT	Center Bearing Support	530187
	1996.04-1998.10	-	Saloon Engine B200FT	Joint,Propeller Shaft	510596
2.3 (85 kW)	1994.08-1995.07	-	Estate Engine B230FD	Center Bearing Support	530187
	1994.08-1995.07	-	Estate Engine B230FD	Joint,Propeller Shaft	510596
	1994.08-1995.07	-	Saloon Engine B230FD	Center Bearing Support	530187
	1994.08-1995.07	-	Saloon Engine B230FD	Joint,Propeller Shaft	510596
2.3 (96 kW)	1994.08-1998.10	-	Estate Engine B230FB	Center Bearing Support	530187
	1994.08-1998.10	-	Estate Engine B230FB	Joint,Propeller Shaft	510596
	1994.08-1998.10	-	Saloon Engine B230FB	Center Bearing Support	530187
	1994.08-1998.10	-	Saloon Engine B230FB	Joint,Propeller Shaft	510596
2.3 Ti (99 kW)	1995.01-1998.10	-	Estate Engine B230FK	Center Bearing Support	530187
	1995.01-1998.10	-	Estate Engine B230FK	Joint,Propeller Shaft	510596
	1995.01-1998.10	-	Saloon Engine B230FK	Center Bearing Support	530187
	1995.01-1998.10	-	Saloon Engine B230FK	Joint,Propeller Shaft	510596
2.4 TD Interc. (90 kW)	1994.08-1998.10	-	Estate Engine D24TIC	Center Bearing Support	530187
	1994.08-1998.10	-	Estate Engine D24TIC	Joint,Propeller Shaft	510596
	1994.08-1998.10	-	Saloon Engine D24TIC	Center Bearing Support	530187
	1994.08-1998.10	-	Saloon Engine D24TIC	Joint,Propeller Shaft	510596
940 KOMBI (945)					
2.0 (82 kW)	1992.01-1994.07	-	Estate Engine B200F	Center Bearing Support	530187
	1992.01-1994.07	-	Estate Engine B200F	Joint,Propeller Shaft	510596
2.0 (89 kW)	1990.09-1993.09	-	Estate Engine B 200 G	Center Bearing Support Kit	531058S
2.0 Turbo (114 kW)	1991.01-1995.07	-	Estate Engine B200FT	Joint,Propeller Shaft	510596
2.3 (114 kW)	1990.08-1991.07	-	Estate Engine B234F	Center Bearing Support	530187
	1990.08-1991.07	-	Estate Engine B234F	Joint,Propeller Shaft	510596
2.3 (96 kW)	1990.08-1994.12	-	Estate Engine B230FB	Center Bearing Support	530187
	1990.08-1994.12	-	Estate Engine B230FB	Joint,Propeller Shaft	510596
2.3 Turbo (121 kW)	1990.08-1994.07	-	Estate Engine B230FT	Center Bearing Support	530187

	 YEAR	FITTING POSITION	REMARKS	PRODUCT	GSP Ref.
VOLVO					
940 KOMBI (945)					
2.3 Turbo (121 kW)	1990.08-1994.07	-	Estate Engine B230FT	Joint,Propeller Shaft	510596
2.4 D (60 kW)	1990.08-1995.07	-	Estate Engine D24	Center Bearing Support	530187
	1990.08-1995.07	-	Estate Engine D24	Joint,Propeller Shaft	510596
2.4 Turbo Diesel (80 kW)	1990.08-1994.07	-	Estate Engine D24T	Center Bearing Support	530187
	1990.08-1994.07	-	Estate Engine D24T	Joint,Propeller Shaft	510596
960 (964)					
2.0 (103 kW)	1990.09-1993.08	-	Saloon Engine B204E	Center Bearing Support	530187
	1990.09-1993.08	-	Saloon Engine B204E	Joint,Propeller Shaft	510596
2.0 (140 kW)	1990.08-1993.09	-	Saloon Engine B204FT	Center Bearing Support	530187
	1990.08-1993.09	-	Saloon Engine B204FT	Joint,Propeller Shaft	510596
2.3 Turbo (121 kW)	1990.09-1993.08	-	Saloon Engine B230FT	Joint,Propeller Shaft	510596
2.4 TD Interc. (85 kW)	1991.09-1994.07	-	Saloon Engine D24TIC	Center Bearing Support	530187
	1991.09-1994.07	-	Saloon Engine D24TIC	Joint,Propeller Shaft	510596
2.9 (150 kW)	1990.08-1994.07	-	Saloon Engine B6304F	Center Bearing Support	530187
960 II (964)					
2.5 (125 kW)	1994.07-1996.12	-	Saloon Engine B6254S	Center Bearing Support	530187
2.9 (150 kW)	1994.07-1996.12	-	Saloon Engine B6304S	Center Bearing Support	530187
960 II (965)					
2.5 (125 kW)	1994.08-1996.12	-	Estate Engine B6254S	Center Bearing Support	530187
960 KOMBI (965)					
2.0 (103 kW)	1990.09-1993.08	-	Estate Engine B204E	Center Bearing Support	530187
	1990.09-1993.08	-	Estate Engine B204E	Joint,Propeller Shaft	510596
2.0 (140 kW)	1990.08-1993.09	-	Estate Engine B204FT	Center Bearing Support	530187
	1990.08-1993.09	-	Estate Engine B204FT	Joint,Propeller Shaft	510596
2.3 Turbo (121 kW)	1990.09-1993.08	-	Estate Engine B230FT	Joint,Propeller Shaft	510596
2.4 TD Interc. (85 kW)	1991.09-1994.07	-	Estate Engine D24TIC	Center Bearing Support	530187
	1991.09-1994.07	-	Estate Engine D24TIC	Joint,Propeller Shaft	510596
2.4 TDi (90 kW)	1990.09-1993.08	-	Estate Engine D24TIC	Joint,Propeller Shaft	510596
2.9 (150 kW)	1990.08-1994.07	-	Estate Engine B6304F/B6304S	Center Bearing Support	530187
S40 II (MS)					
1.6 D2 (84 kW)	2010.10-	-	Saloon Engine D4162T	Center Bearing Support Kit	531058S
2.0 D4 (130 kW)	2010.10-	-	Saloon Engine D5204T	Center Bearing Support Kit	531058S
S70 (LS)					
2.0 (120 kW)	1997.01-2000.11	-	Saloon Engine B5204T4	Center Bearing Support Kit	531058S
2.3 Turbo (184 kW)	1997.01-2000.11	-	Saloon Engine B5234FT+	Center Bearing Support Kit	531058S
S90					
2.9 (132 kW)	1997.01-1998.05	-	Saloon Engine B6304S2	Center Bearing Support	530187
2.9 (150 kW)	1997.01-1998.05	-	Saloon Engine B6304G	Center Bearing Support	530187
V70 (LV)					
2.0 (105 kW)	1997.01-2000.03	-	Estate Engine B5204F	Center Bearing Support Kit	531058S
V90					
2.9 (132 kW)	1997.01-1998.12	-	Estate Engine B6304S2	Center Bearing Support	530187
2.9 (150 kW)	1997.01-1998.12	-	Estate Engine B6304G	Center Bearing Support	530187
VW					
-	-	-	-	Center Bearing Support Kit	531669S
-	-	-	-		
181					
1.6 (32 kW)	1970.08-1973.07	-	Open Off-Road Vehicle Engine AG	Center Bearing Support Kit	531058S
411,412					
1.7 (59 kW)	1969.09-1973.08	-	Hatchback Engine W	Center Bearing Support Kit	531058S
1.8 (55 kW)	1973.07-1975.03	-	Hatchback Engine AT	Center Bearing Support Kit	531058S
1.8 (63 kW)	1973.07-1975.03	-	Hatchback Engine AN	Center Bearing Support Kit	531058S
412 VARIANT					
1.8 E,LE (55 kW)	1973.07-1975.03	-	Estate Engine AT	Center Bearing Support Kit	531058S
BEETLE					
1.2 (22 kW)	1954.01-1965.07	-	Special Design Engine M51	Center Bearing Support Kit	531058S

	 YEAR	FITTING POSITION	REMARKS	PRODUCT	GSP Ref.
VW					
BEETLE					
1.2 (25 kW)	1960.01-1985.12	-	Special Design Engine D	Center Bearing Support Kit	531058S
1.3 (32 kW)	1972.08-1975.07	-	Special Design Engine AB/AR	Center Bearing Support Kit	531058S
1.6 (35 kW)	1971.07-1974.07	-	Special Design Engine AE/AH/AK	Center Bearing Support Kit	531058S
1.6 (37 kW)	1970.01-1972.08	-	Special Design Engine AD	Center Bearing Support Kit	531058S
1.6 LS,S (37 kW)	1972.08-1979.12	-	Special Design Engine AD/AJ/AS	Center Bearing Support Kit	531058S
CONSTELLATION					
-	2004-2009.06	-	-	Center Bearing Support	531668
CORRADO (53I)					
2.0 i 16V (100 kW)	1991.08-1995.12	-	Coupe Engine 9A	Center Bearing Support Kit	531058S
CRAFTER					
-	2006-	-	-	Center Bearing Support Kit	514795S
DERBY (86C, 80)					
1.0 (29 kW)	1981.10-1984.12	-	Saloon Engine GL	Center Bearing Support Kit	531058S
1.1 (37 kW)	1981.10-1983.07	-	Saloon Engine HB	Center Bearing Support Kit	531058S
GOLF (17)					
1.1 (37 kW)	1974.04-1983.07	-	Hatchback Engine FA/GG	Center Bearing Support	531050
GOLF II (19E, 1G1)					
1.6 (53 kW)	1986.02-1991.10	-	Hatchback Engine RF	Center Bearing Support	531050
1.6 D (40 kW)	1983.08-1991.10	-	Hatchback Engine JP	Center Bearing Support	531050
1.6 TD (44 kW)	1989.08-1991.10	-	Hatchback Engine 1V	Center Bearing Support	531050
1.6 TD (51 kW)	1983.08-1991.10	-	Hatchback Engine JR	Center Bearing Support	531050
1.8 (62 kW)	1986.08-1990.01	-	Hatchback Engine RH	Center Bearing Support	531050
1.8 GTi G60 Syncro (118 kW)	1988.08-1991.12	-	Hatchback Engine 1H/PG	Center Bearing Support	531050
1.8 Syncro (66 kW)	1986.02-1991.07	-	Hatchback Engine GU/GX	Center Bearing Support	531050
GOLF III VARIANT (1H5)					
1.4 (40 kW)	1993.07-1999.04	-	Estate Engine ABD	Center Bearing Support Kit	531058S
1.9 D (48 kW)	1993.07-1999.04	-	Estate Engine 1Y	Center Bearing Support Kit	531058S
1.9 TD (55 kW)	1993.07-1999.04	-	Estate Engine AAZ	Center Bearing Support Kit	531058S
JETTA IV (162)					
1.2 TSi (77 kW)	2011.02-	-	Saloon Engine CBZB	Center Bearing Support Kit	531058S
K 70 (48)					
1.6 (66 kW)	1970.08-1974.10	-	Saloon Engine DA	Center Bearing Support	531050
1.8 (74 kW)	1973.08-1974.10	-	Saloon Engine DC	Center Bearing Support	531050
KARMANN GHIA (14, 34)					
1.3 (29 kW)	1964.07-1974.07	-	Convertible Engine F	Center Bearing Support Kit	531058S
LT 28-50 (281-363)					
2.0 (55 kW)	1975.04-1983.09	-	Bus Engine CH	Center Bearing Support Kit	531058S
2.4 (66 kW)	1982.12-1992.07	-	Bus Engine DL	Center Bearing Support Kit	531058S
2.4 D (51 kW)	1989.08-1996.06	-	Bus Engine 1S/ACT	Center Bearing Support Kit	531058S
2.4 D (55 kW)	1979.01-1992.07	-	Bus Engine CP/DW	Center Bearing Support Kit	531058S
2.4 TD (68 kW)	1989.08-1992.08	-	Bus Engine 1G	Center Bearing Support Kit	531058S
2.4 TD (75 kW)	1982.12-1989.07	-	Bus Engine DV	Center Bearing Support Kit	531058S
LT II (2DA, 2DD, 2DH)					
2.3 (105 kW)	1996.05-2006.07	-	Box Engine AGL	Center Bearing Support	510503
	1996.05-2006.07	-	Box Engine AGL	Center Bearing Support Kit	531028S
2.5 SDi (55 kW)	1996.09-2006.07	-	Box Engine AGX	Center Bearing Support	510503
	1996.09-2006.07	-	Box Engine AGX	Center Bearing Support Kit	531028S
2.5 TDi (61 kW)	2001.05-2006.07	-	Box Engine BBE	Center Bearing Support	510503
	2001.05-2006.07	-	Box Engine BBE	Center Bearing Support Kit	531028S
2.5 TDi (66 kW)	1999.05-2006.07	-	Box Engine APA	Center Bearing Support	510503
	1999.05-2006.07	-	Box Engine APA	Center Bearing Support Kit	531028S
2.5 TDi (70 kW)	2001.05-2006.07	-	Box Engine BBF	Center Bearing Support	510503
	2001.05-2006.07	-	Box Engine BBF	Center Bearing Support Kit	531028S
2.5 TDi (75 kW)	1996.05-1999.08	-	Box Engine AHD	Center Bearing Support	510503
	1996.05-1999.08	-	Box Engine AHD	Center Bearing Support Kit	531028S
2.5 TDi (80 kW)	1999.05-2006.07	-	Box Engine ANJ/AVR	Center Bearing Support	510503
	1999.05-2006.07	-	Box Engine ANJ/AVR	Center Bearing Support Kit	531028S





	 YEAR	FITTING POSITION	REMARKS	PRODUCT	GSP Ref.
VW					
LT II (2DA, 2DD, 2DH)					
2.8 TDi (116 kW)	2002.04-2006.07	-	Box Engine AUH/BCQ	Center Bearing Support	510503
	2002.04-2006.07	-	Box Engine AUH/BCQ	Center Bearing Support Kit	531028S
2.8 TDi (92 kW)	1997.06-1998.12	-	Box Engine AGK	Center Bearing Support	510503
	1997.06-1998.12	-	Box Engine AGK	Center Bearing Support Kit	531028S
2.8 TDi (96 kW)	1999.01-2006.07	-	Box Engine ATA	Center Bearing Support	510503
	1999.01-2006.07	-	Box Engine ATA	Center Bearing Support Kit	531028S
LT II (2DB, 2DE, 2DK)					
2.3 (105 kW)	1996.05-2006.07	-	Bus Engine AGL	Center Bearing Support	510503
	1996.05-2006.07	-	Bus Engine AGL	Center Bearing Support Kit	531028S
2.5 SDi (55 kW)	1996.07-2006.07	-	Bus Engine AGX	Center Bearing Support	510503
	1996.07-2006.07	-	Bus Engine AGX	Center Bearing Support Kit	531028S
2.5 TDi (61 kW)	2001.05-2006.07	-	Bus Engine BBE	Center Bearing Support Kit	531028S
2.5 TDi (66 kW)	1999.05-2006.07	-	Bus Engine APA	Center Bearing Support	510503
	1999.05-2006.07	-	Bus Engine APA	Center Bearing Support Kit	531028S
2.5 TDi (70 kW)	2001.05-2006.07	-	Bus Engine BBF	Center Bearing Support	510503
	2001.05-2006.07	-	Bus Engine BBF	Center Bearing Support Kit	531028S
2.5 TDi (75 kW)	1996.05-1999.08	-	Bus Engine AHD	Center Bearing Support	510503
	1996.05-1999.08	-	Bus Engine AHD	Center Bearing Support Kit	531028S
2.5 TDi (80 kW)	1999.05-2006.07	-	Bus Engine ANJ/AVR	Center Bearing Support	510503
	1999.05-2006.07	-	Bus Engine ANJ/AVR	Center Bearing Support Kit	531028S
2.8 TDi (116 kW)	2001.05-2006.06	-	Bus Engine BCQ	Center Bearing Support	510503
	2001.05-2006.06	-	Bus Engine BCQ	Center Bearing Support Kit	531028S
2.8 TDi (92 kW)	1997.02-1998.12	-	Bus Engine AGK	Center Bearing Support	510503
	1997.02-1998.12	-	Bus Engine AGK	Center Bearing Support Kit	531028S
2.8 TDi (96 kW)	1999.01-2002.01	-	Bus Engine ATA	Center Bearing Support	510503
	1999.01-2002.01	-	Bus Engine ATA	Center Bearing Support Kit	531028S
LT II (2DC, 2DF, 2DG, 2DL, 2DM)					
2.3 (105 kW)	1996.06-2006.07	-	Platform/Chassis Engine AGL	Center Bearing Support	510503
	1996.06-2006.07	-	Platform/Chassis Engine AGL	Center Bearing Support Kit	531028S
2.5 SDi (55 kW)	1996.09-2006.07	-	Platform/Chassis Engine AGX	Center Bearing Support	510503
	1996.09-2006.07	-	Platform/Chassis Engine AGX	Center Bearing Support Kit	531028S
2.5 TDi (61 kW)	2001.05-2006.07	-	Platform/Chassis Engine BBE	Center Bearing Support	510503
	2001.05-2006.07	-	Platform/Chassis Engine BBE	Center Bearing Support Kit	531028S
2.5 TDi (66 kW)	1999.05-2006.07	-	Platform/Chassis Engine APA	Center Bearing Support	510503
	1999.05-2006.07	-	Platform/Chassis Engine APA	Center Bearing Support Kit	531028S
2.5 TDi (70 kW)	2001.05-2006.07	-	Platform/Chassis Engine BBF	Center Bearing Support	510503
	2001.05-2006.07	-	Platform/Chassis Engine BBF	Center Bearing Support Kit	531028S
2.5 TDi (75 kW)	1996.06-1999.08	-	Platform/Chassis Engine AHD	Center Bearing Support	510503
	1996.06-1999.08	-	Platform/Chassis Engine AHD	Center Bearing Support Kit	531028S
2.5 TDi (80 kW)	1999.05-2006.07	-	Platform/Chassis Engine ANJ/AVR	Center Bearing Support	510503
	1999.05-2006.07	-	Platform/Chassis Engine ANJ/AVR	Center Bearing Support Kit	531028S
2.8 TDi (116 kW)	2002.04-2006.07	-	Platform/Chassis Engine AUH/BCQ	Center Bearing Support	510503
	2002.04-2006.07	-	Platform/Chassis Engine AUH/BCQ	Center Bearing Support Kit	531028S
2.8 TDi (92 kW)	1997.06-1998.12	-	Platform/Chassis Engine AGK	Center Bearing Support	510503
	1997.06-1998.12	-	Platform/Chassis Engine AGK	Center Bearing Support Kit	531028S
2.8 TDi (96 kW)	1999.01-2006.07	-	Platform/Chassis Engine ATA	Center Bearing Support	510503
	1999.01-2006.07	-	Platform/Chassis Engine ATA	Center Bearing Support Kit	531028S
MULTIVAN V (7HM, 7HN, 7HF, 7EF, 7EM, 7EN)					
1.9 TDi (62 kW)	2006.01-2009.11	-	MPV Engine BRR	Center Bearing Support	514809
1.9 TDi (75 kW)	2006.06-2009.11	-	MPV Engine BRS	Center Bearing Support	514809
1.9 TDi (77 kW)	2003.04-2009.11	-	MPV Engine AXB	Center Bearing Support	514809
2.0 (85 kW)	2003.11-	-	MPV Engine AXA	Center Bearing Support	514809
PASSAT (32)					
1.3 (40 kW)	1973.05-1980.07	-	Hatchback Engine FY	Center Bearing Support	531050
PASSAT (32B)					
1.6 (51 kW)	1987.08-1988.03	-	Hatchback Engine PP	Center Bearing Support	531050
1.6 (55 kW)	1980.08-1988.03	-	Hatchback Engine WV/YN	Center Bearing Support	531050





 YEAR	FITTING POSITION	REMARKS	PRODUCT	GSP Ref.
VW				
PASSAT (3A2, 35I)				
1.6 TD (59 kW)	1988.08-1993.09	-	Saloon Engine RA/SB	Center Bearing Support 531050
1.8 (55 kW)	1990.08-1996.08	-	Saloon Engine AAM	Center Bearing Support 531050
1.9 TDi (66 kW)	1993.10-1996.08	-	Saloon Engine 1Z/AHU	Center Bearing Support 531050
2.0 Syncro (85 kW)	1990.10-1996.08	-	Saloon Engine 2E/ADY/AGG	Center Bearing Support Kit 531058S
PASSAT (3B2)				
1.6 (74 kW)	1996.10-2000.11	-	Saloon Engine ADP/AHL/ANA/ARM	Center Bearing Support Kit 531058S
1.8 (92 kW)	1996.10-2000.11	-	Saloon Engine ADR/APT/ARG	Center Bearing Support Kit 531058S
POLO (86C, 80)				
1.0 (29 kW)	1981.10-1986.10	-	Hatchback Engine GL	Center Bearing Support Kit 531058S
1.1 (37 kW)	1981.10-1989.09	-	Hatchback Engine HB	Center Bearing Support Kit 531058S
1.3 (44 kW)	1981.10-1983.07	-	Hatchback Engine HH	Center Bearing Support Kit 531058S
1.3 CAT (55 kW)	1989.10-1991.03	-	Hatchback Engine 3F	Center Bearing Support Kit 531058S
SCIROCCO (53B)				
1.8 (70 kW)	1985.11-1992.07	-	Coupe Engine JH	Center Bearing Support Kit 531058S
1.8 (82 kW)	1982.08-1989.12	-	Coupe Engine DX/EV/PB	Center Bearing Support Kit 531058S
1.8 16V (102 kW)	1985.10-1989.07	-	Coupe Engine KR	Center Bearing Support Kit 531058S
1.8 16V (95 kW)	1986.03-1992.07	-	Coupe Engine PL	Center Bearing Support Kit 531058S
TIGUAN				
-	2007-	-	-	Center Bearing Support 514808
-	2007-	-	-	Center Bearing Support Kit 514808S
TOUAREG				
-	2003-2010	-	-	Center Bearing Support 514781
-	2003-2010	-	-	Center Bearing Support 519037
TOUAREG (7LA, 7L6, 7L7)				
2.5 R5 TDi (120 kW)	2003.08-2010.05	Rear	Closed Off-Road Vehicle Engine BLK/BPD	Joint,Propeller Shaft 517957
2.5 R5 TDi (128 kW)	2003.01-2010.05	Rear	Closed Off-Road Vehicle Engine BAC/BPE	Joint,Propeller Shaft 517957
3.0 V6 TDi (165 kW)	2004.10-2008.02	Rear	Closed Off-Road Vehicle Engine BKS/CATA	Joint,Propeller Shaft 517957
3.2 V6 (162 kW)	2002.10-2006.11	Rear	Closed Off-Road Vehicle Engine AZZ/BKJ	Joint,Propeller Shaft 517957
4.2 V8 (228 kW)	2002.12-2006.11	Rear	Closed Off-Road Vehicle Engine AXQ	Joint,Propeller Shaft 517957
5.0 V10 TDi (230 kW)	2002.10-2010.05	Rear	Closed Off-Road Vehicle Engine AYH/BLE/BWF	Joint,Propeller Shaft 517957
6.0 W12 (331 kW)	2004.08-2010.05	Rear	Closed Off-Road Vehicle Engine BJN/CFRA	Joint,Propeller Shaft 517957
TRANSPORTER II				
2.0 (51 kW)	1975.08-1979.04	-	Bus Engine CJ/GD/GE	Center Bearing Support Kit 531058S
TRANSPORTER III				
1.6 TD (51 kW)	1984.10-1992.07	-	Platform/Chassis Engine JX	Center Bearing Support Kit 531058S
1.7 D (42 kW)	1989.07-1992.07	-	Platform/Chassis Engine KY	Center Bearing Support Kit 531058S
1.9 (44 kW)	1982.10-1992.07	-	Box Engine DF	Center Bearing Support Kit 531058S
TRANSPORTER V (7HA, 7HH, 7EA, 7EH)				
1.9 TDi (62 kW)	2006.01-2009.11	-	Box Engine BRR	Center Bearing Support 514809
1.9 TDi (63 kW)	2003.04-2009.11	-	Box Engine AXC	Center Bearing Support 514809
1.9 TDi (75 kW)	2006.06-2009.11	-	Box Engine BRS	Center Bearing Support 514809
1.9 TDi (77 kW)	2003.04-2009.11	-	Box Engine AXB	Center Bearing Support 514809
2.0 (85 kW)	2003.11-	-	Box Engine AXA	Center Bearing Support 514809
TRANSPORTER V (7JD, 7JE, 7JL, 7JY, 7JZ)				
1.9 TDi (62 kW)	2006.01-2009.11	-	Platform/Chassis Engine BRR	Center Bearing Support 514809
1.9 TDi (63 kW)	2003.04-2009.11	-	Platform/Chassis Engine AXC	Center Bearing Support 514809
1.9 TDi (75 kW)	2006.06-2009.11	-	Platform/Chassis Engine BRS	Center Bearing Support 514809
1.9 TDi (77 kW)	2003.04-2009.11	-	Platform/Chassis Engine AXB	Center Bearing Support 514809
2.0 (85 kW)	2003.11-	-	Platform/Chassis Engine AXA	Center Bearing Support 514809
TRANSPORTER/CARAVELLE III				
1.6 (37 kW)	1979.05-1982.12	-	Bus Engine CT	Center Bearing Support Kit 531058S
2.1 CAT (70 kW)	1989.06-1992.07	-	Bus Engine MV	Center Bearing Support Kit 531058S
2.1 Syncro (70 kW)	1985.08-1992.07	-	Bus Engine MV	Center Bearing Support Kit 531058S
TRANSPORTER/CARAVELLE IV (70XB, 70XC, 7DB, 7DW)				
2.5 Syncro (81 kW)	1992.11-2003.04	-	Bus Engine AAF/ACU/AEN/AEU	Center Bearing Support Kit 531058S
TRANSPORTER/CARAVELLE V (7HB, 7HJ, 7EB, 7EJ, 7EF)				
1.9 TDi (62 kW)	2006.01-2009.11	-	Bus Engine BRR	Center Bearing Support 514809





	 YEAR	FITTING POSITION	REMARKS	PRODUCT	GSP Ref.
VW					
TRANSPORTER/CARAVELLE V (7HB, 7HJ, 7EB, 7EJ, 7EF)					
1.9 TDi (63 kW)	2003.04-2009.11	-	Bus Engine AXC	Center Bearing Support	514809
1.9 TDi (75 kW)	2006.06-2009.11	-	Bus Engine BRS	Center Bearing Support	514809
1.9 TDi (77 kW)	2003.04-2009.11	-	Bus Engine AXB	Center Bearing Support	514809
2.0 (85 kW)	2003.11-	-	Bus Engine AXA	Center Bearing Support	514809
2.0 TDi (100 kW)	2010.05-	-	Bus Engine CAAE/CCHB	Center Bearing Support	531050

Rubber Metal Part

Photo.....





<p>510413S</p> <p>MERCEDES BENZ Ref.No. 1155860141 1234100015</p> 	<p>510419</p> <p>MERCEDES BENZ Ref.No. 1234110015</p> 	<p>510434S</p> <p>MERCEDES BENZ Ref.No. 1244100115 1244100615 1244100715 1264100515</p> 	<p>510435</p> <p>MERCEDES BENZ Ref.No. 1244100181 1244100681</p> 
---	---	--	--




<p>510436</p> <p>MERCEDES BENZ Ref.No. 1234110315</p> 	<p>510453</p> <p>MERCEDES BENZ Ref.No. 2014100581</p> 	<p>510458</p> <p>MERCEDES BENZ Ref.No. 2024100615</p> 	<p>510459S</p> <p>MERCEDES BENZ Ref.No. 2014100715 2024101015</p> 
---	---	--	---





<p>510460</p> <p>MERCEDES BENZ Ref.No. 1244110015 2024110615</p> 	<p>510463</p> <p>MERCEDES BENZ Ref.No. 2014112347</p> 	<p>510465S</p> <p>MERCEDES BENZ Ref.No. 6014101510 6014101710 6015860041 A6014101510 A6014101710 A6015860041</p> 	<p>510469</p> <p>MERCEDES BENZ Ref.No. 2014113047 2024111747</p> 
--	---	---	--

Rubber Metal Part

Photo.....





<p style="text-align: center;">510477</p> <p>MERCEDES BENZ Ref.No. 1074102181 1074102281 1164102781 1164102981 1164103081 1234101081</p> 	<p style="text-align: center;">510489</p> <p>MERCEDES BENZ Ref.No. 6014101210</p> 	<p style="text-align: center;">510503</p> <p>MERCEDES BENZ Ref.No. 9014110312 9014110412 2D0521351 6014102110</p> 	<p style="text-align: center;">510511</p> <p>MERCEDES BENZ Ref.No. 1244100181 1244100681 1244100181S 1244100681S</p> 
--	---	--	--

<p style="text-align: center;">510568</p> <p>MERCEDES BENZ Ref.No. 2104101281 2104101881</p> 	<p style="text-align: center;">510569</p> <p>MERCEDES BENZ Ref.No. 1244110615</p> 	<p style="text-align: center;">510570S</p> <p>MERCEDES BENZ Ref.No. 1244100215 2014101715 2024101315</p> 	<p style="text-align: center;">510571</p> <p>MERCEDES BENZ Ref.No. 1244110515</p> 
--	---	---	---





<p style="text-align: center;">510572S</p> <p>MERCEDES BENZ Ref.No. 1244100515 1244100815</p> 	<p style="text-align: center;">510573</p> <p>MERCEDES BENZ Ref.No. 1234110215</p> 	<p style="text-align: center;">510574S</p> <p>MERCEDES BENZ Ref.No. 1264100115</p> 	<p style="text-align: center;">510575</p> <p>MERCEDES BENZ Ref.No. 1074110015 1264110215</p> 
---	---	---	--

Rubber Metal Part

Photo.....





<p style="text-align: center;">510576S</p> <p>MERCEDES BENZ Ref.No. 1074100015 1075860041 1264100415</p> 	<p style="text-align: center;">510578S</p> <p>MERCEDES BENZ Ref.No. 2024101115</p> 	<p style="text-align: center;">510579</p> <p>MERCEDES BENZ Ref.No. 2104110515</p> 	<p style="text-align: center;">510580S</p> <p>MERCEDES BENZ Ref.No. 1294100015 2104100815</p> 
--	--	--	---




<p style="text-align: center;">510596</p> <p>BMW Ref.No. 1220843 26111209168 26111227420 26111229080 26117511454</p> 	<p style="text-align: center;">510597</p> <p>BMW Ref.No. 26111227410</p> 	<p style="text-align: center;">510627</p> <p>BMW Ref.No. 26121225152</p> 	<p style="text-align: center;">510628</p> <p>BMW Ref.No. 26121225774 26121226415 26121226723 26121225774S 26121226415S 26121226723S</p> 
--	--	---	---

<p style="text-align: center;">510641</p> <p>BMW Ref.No. 26111204294 26111207785 26111225624</p> 	<p style="text-align: center;">510657</p> <p>BMW Ref.No. 26111206492 26111206502 26121102275 26121104355 26121108375 26121108398 26121204999 26121205000</p> 	<p style="text-align: center;">510658</p> <p>BMW Ref.No. 26121227997</p> 	<p style="text-align: center;">510659</p> <p>BMW Ref.No. 26121226731 26121229089</p> 
--	--	---	--

Rubber Metal Part

Photo.....





510662	510663	510709	510853
BMW Ref.No. 26111109603	BMW Ref.No. 26111227690 26111229065	RENAULT Ref.No. 158478 404015 404018 404020 404022 7910014811	OPEL Ref.No. 458009 90343676 458009
			





511380	511381	511499	511573S
FORD Ref.No. 6649122 6649122S2 92VB4826BB	FORD Ref.No. 4060617 4060617S1 4104708 413048034 6635542 7239265 92VB4826CA 95VB4826AA	MERCEDES BENZ Ref.No. 3894100122 3894100222 6544100022	MERCEDES BENZ Ref.No. 1634100010 1634100010S1
			


511574	511846	511889	511891
MERCEDES BENZ Ref.No. 1244100281 1244100781 1244100281S 1244100781S1	mitsubishi Ref.No. MB000076 MB000083	NISSAN Ref.No. 3752141L25 37521Q0125 37521W1029 37521W1085 C7521W1085	NISSAN Ref.No. 3752132G25 3752133G25 3752156G25
			

Rubber Metal Part

Photo.....





<p style="text-align: center;">511891S</p> <p>NISSAN Ref.No. 3752133G25 3752156G25 C752156G27</p> 	<p style="text-align: center;">511897</p> <p>NISSAN Ref.No. 3752133G25 3752136G25 3752156G25 3752156G27 3752157G26</p> 	<p style="text-align: center;">512087</p> <p>TOYOTA Ref.No. 3723035070</p> 	<p style="text-align: center;">512089</p> <p>TOYOTA Ref.No. 3723022140 3723024010</p> 
---	--	---	---





<p style="text-align: center;">512090</p> <p>TOYOTA Ref.No. 3723035120 372300K030 372300K040</p> 	<p style="text-align: center;">512091</p> <p>TOYOTA Ref.No. 3723035130</p> 	<p style="text-align: center;">512093</p> <p>TOYOTA Ref.No. 3723035090</p> 	<p style="text-align: center;">512094</p> <p>TOYOTA Ref.No. 3723026020</p> 
--	--	---	--

<p style="text-align: center;">512095</p> <p>TOYOTA Ref.No. 3723022140</p> 	<p style="text-align: center;">512301</p> <p>BMW Ref.No. 26121229492 26127501257</p> 	<p style="text-align: center;">512314</p> <p>MERCEDES BENZ Ref.No. 1264100181</p> 	<p style="text-align: center;">512315</p> <p>MERCEDES BENZ Ref.No. 2024100281 2024100481</p> 
--	--	--	--

Rubber Metal Part

Photo.....




<p>512316</p> <p>MERCEDES BENZ Ref.No. 2024100381 2024100581 2024100381S 2024100581S</p> 	<p>512326</p> <p>MERCEDES BENZ Ref.No. 2024110315</p> 	<p>512369</p> <p>TOYOTA Ref.No. 3723035061 3723035080 3723035060 3723035100</p> 	<p>512464</p> <p>OPEL Ref.No. 458014 90470670</p> 
--	---	--	---


<p>512668</p> <p>MERCEDES BENZ Ref.No. 2104101681 2104101981 2114100081 2114100081S1</p> 	<p>512669</p> <p>MERCEDES BENZ Ref.No. 3814100922</p> 	<p>512671S</p> <p>MERCEDES BENZ Ref.No. 1294100115</p> 	<p>512676</p> <p>MERCEDES BENZ Ref.No. 1294110015</p> 
--	---	---	---





<p>512677</p> <p>MERCEDES BENZ Ref.No. 2104110215</p> 	<p>512678</p> <p>MERCEDES BENZ Ref.No. 2104110415</p> 	<p>512691</p> <p>BMW Ref.No. 26121209532</p> 	<p>512692</p> <p>BMW Ref.No. 26121226442 26121226657</p> 
---	---	---	--

Rubber Metal Part

Photo.....

<p>513001</p> <p>TOYOTA Ref.No. 3723020130</p> 	<p>513040</p> <p>LEXUS Ref.No. 3723059015</p> 	<p>513040S</p> <p>LEXUS Ref.No. 3723059015</p> 	<p>513041</p> <p>TOYOTA Ref.No. 3723022190</p> 
---	--	--	---





<p>513042</p> <p>TOYOTA Ref.No. 3723030152</p> 	<p>513055</p> <p>TOYOTA Ref.No. 3723030090</p> 	<p>513307</p> <p>NISSAN Ref.No. 3752101W25</p> 	<p>513553</p> <p>TOYOTA Ref.No. 3723035030</p> 
---	---	--	---





<p>513557</p> <p>TOYOTA Ref.No. 3723035070 3723035080 3723035100</p> 	<p>513558</p> <p>TOYOTA Ref.No. 3723030040</p> 	<p>513559</p> <p>TOYOTA Ref.No. 3723036061</p> 	<p>513560</p> <p>TOYOTA Ref.No. 3723036H00</p> 
---	---	--	---

Rubber Metal Part

Photo.....




<p style="text-align: center;">513561</p> <p>TOYOTA Ref.No. 3723036081</p> 	<p style="text-align: center;">513562</p> <p>TOYOTA Ref.No. 3723026010</p> 	<p style="text-align: center;">513565</p> <p>NISSAN Ref.No. 37521W1025</p> 	<p style="text-align: center;">513569</p> <p>MAZDA Ref.No. P02725310</p> 
--	--	---	--

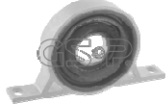



<p style="text-align: center;">513570</p> <p>MAZDA Ref.No. P04725310</p> 	<p style="text-align: center;">513572</p> <p>ISUZU Ref.No. 8943287990</p> 	<p style="text-align: center;">513573</p> <p>ISUZU Ref.No. 8970257520</p> 	<p style="text-align: center;">513574</p> <p>ISUZU Ref.No. 8942229720</p> 
--	---	--	---

<p style="text-align: center;">513579</p> <p>ISUZU Ref.No. 1375101050</p> 	<p style="text-align: center;">513580</p> <p>mitsubishi Ref.No. MB154199 MR357998</p> 	<p style="text-align: center;">513581</p> <p>mitsubishi Ref.No. MB154080</p> 	<p style="text-align: center;">513582</p> <p>mitsubishi Ref.No. MB154706 MR2231199799</p> 
---	---	---	---

Rubber Metal Part

Photo.....

513583	513759	513763	513771
DODGE Ref.No. MB000815	NISSAN Ref.No. 37521F4025	TOYOTA Ref.No. 3723035050	BMW Ref.No. 26127521855
			





513772	514085	514780	514781
BMW Ref.No. 26127521856	TOYOTA Ref.No. 3723042010	SUBARU Ref.No. 27031FC001 27031FC030 27031FC041	PORSCHE Ref.No. 95542102025 7L0521102D 7L0521102H 7L0521102N 7L0521102NSK 7L6521102P 7L6521102Q 95542102014SK
			

514782	514783	514786	514788
HONDA Ref.No. 40520SR7J01	ISUZU Ref.No. 5375160051	MITSUBISHI Ref.No. MB505495	HONDA Ref.No. 40100S2H003 40100S4N003
			

Rubber Metal Part

Photo.....

<p>514789S</p> <p>LEXUS Ref.No. 3723048010 3723049015</p> 	<p>514790S</p> <p>NISSAN Ref.No. 375215C525</p> 	<p>514791S</p> <p>INFINITI Ref.No. 37000JD000 3752106R25 375216P026</p> 	<p>514792</p> <p>BMW Ref.No. 26121229726 26127507740</p> 
---	---	--	--

<p>514793</p> <p>HYUNDAI Ref.No. 493002E000</p> 	<p>514793S</p> <p>HYUNDAI Ref.No. 493002E000 495752E000</p> 	<p>514794</p> <p>MITSUBISHI Ref.No. MR165252 MR357998</p> 	<p>514795S</p> <p>MERCEDES BENZ Ref.No. 2E0598351B A9064100081 A9064100181 A9064104406</p> 
---	---	--	--





<p>514796</p> <p>MITSUBISHI Ref.No. MR953919</p> 	<p>514797</p> <p>MITSUBISHI Ref.No. 3450A017 MR580647</p> 	<p>514798S</p> <p>LAND ROVER Ref.No. TOQ000010 TOQ000040</p> 	<p>514799</p> <p>LAND ROVER Ref.No. LR037027 TVB500360</p> 
--	---	---	--

Rubber Metal Part

Photo.....





<p>514800S</p> <p>CITROEN Ref.No. 280191</p> 	<p>514801</p> <p>FORD Ref.No. 1094821 7222317 96BG3C083E1A</p> 	<p>514802</p> <p>CHEVROLET Ref.No. 20781756 446073 446073</p> 	<p>514803</p> <p>SUBARU Ref.No. 27111AG220</p> 
--	--	--	--





<p>514804</p> <p>SUBARU Ref.No. 27111SA011</p> 	<p>514805</p> <p>SSANG YONG Ref.No. 3320008000 3320008300</p> 	<p>514806S</p> <p>FORD Ref.No. 1454605 5031497 SA6825300 SA6825300A</p> 	<p>514807</p> <p>MERCEDES BENZ Ref.No. A9064100101 A9064103401</p> 
--	---	--	--





<p>514808</p> <p>AUDI Ref.No. 5N0521101C</p> 	<p>514808S</p> <p>AUDI Ref.No. 5N0521101C 5N0521101E</p> 	<p>514809</p> <p>VW Ref.No. 7H0407181</p> 	<p>514810</p> <p>MAZDA Ref.No. KG0325109U</p> 
--	--	--	---

Rubber Metal Part

Photo.....





<p style="text-align: center;">514811S</p> <p>HYUNDAI Ref.No. 493002P100 495752P000</p> 	<p style="text-align: center;">514812</p> <p>MAZDA Ref.No. PH0125100</p> 	<p style="text-align: center;">514813S</p> <p>LEXUS Ref.No. 3723039095</p> 	<p style="text-align: center;">514814</p> <p>MAZDA Ref.No. PH0125100B</p> 
---	--	---	---





<p style="text-align: center;">514815</p> <p>MAZDA Ref.No. KG0325109U</p> 	<p style="text-align: center;">514816</p> <p>HONDA Ref.No. 40100S9AE01 40100S9AJ01</p> 	<p style="text-align: center;">514817</p> <p>HONDA Ref.No. 40100S10A01 40520S10003</p> 	<p style="text-align: center;">514818</p> <p>HYUNDAI Ref.No. 4913026000 491304A000 491304A400</p> 
---	--	---	---

<p style="text-align: center;">514819</p> <p>MITSUBISHI Ref.No. MN171429 MR223119</p> 	<p style="text-align: center;">514820</p> <p>MITSUBISHI Ref.No. MR196669</p> 	<p style="text-align: center;">514821</p> <p>MITSUBISHI Ref.No. MR953922</p> 	<p style="text-align: center;">514822</p> <p>TOYOTA Ref.No. 3723028010</p> 
---	--	---	--

Rubber Metal Part

Photo.....





<p>514823</p> <p>TOYOTA Ref.No. 3723012120</p> 	<p>514824</p> <p>TOYOTA Ref.No. 3723019015</p> 	<p>517185</p> <p>BMW Ref.No. 26121229242</p> 	<p>517626</p> <p>LEXUS Ref.No. 3723030110</p> 
---	---	--	--





<p>517627</p> <p>LEXUS Ref.No. 3723030170</p> 	<p>517628</p> <p>LEXUS Ref.No. 3723050030</p> 	<p>517682</p> <p>MAZDA Ref.No. P03025310C</p> 	<p>517683S</p> <p>MAZDA Ref.No. SA5125300</p> 
--	--	---	--





<p>517684</p> <p>TOYOTA Ref.No. 3723036140 3720735011</p> 	<p>517955</p> <p>BMW Ref.No. 26117546425 26117610061</p> 	<p>517956</p> <p>BMW Ref.No. 26117512619 26117573276</p> 	<p>517957</p> <p>PORSCHE Ref.No. 95542101000 95542102021 7L0521403 7L6521403</p> 
--	---	--	---

Rubber Metal Part

Photo.....





<p style="text-align: center;">518077S</p> <p>MERCEDES BENZ Ref.No. 1244100015 2014100615 2014102115 2024101215</p> 	<p style="text-align: center;">518107</p> <p>FIAT Ref.No. 7541164</p> 	<p style="text-align: center;">518108</p> <p>FIAT Ref.No. 10179037 808682</p> 	<p style="text-align: center;">518199</p> <p>FORD Ref.No. FD305830</p> 
---	---	--	--





<p style="text-align: center;">518204</p> <p>FORD Ref.No. FD305835</p> 	<p style="text-align: center;">518292</p> <p>CHEVROLET Ref.No. 15512189</p> 	<p style="text-align: center;">518293</p> <p>FORD Ref.No. E6TZ4800A</p> 	<p style="text-align: center;">518385S</p> <p>CHEVROLET Ref.No. 515693</p> 
--	---	--	--

<p style="text-align: center;">518416</p> <p>MERCEDES BENZ Ref.No. 1704100081</p> 	<p style="text-align: center;">518418</p> <p>BMW Ref.No. 26123413997</p> 	<p style="text-align: center;">518419S</p> <p>MERCEDES BENZ Ref.No. 6014101510 6015860041 6014101710</p> 	<p style="text-align: center;">518867</p> <p>CHEVROLET Ref.No. 3827424</p> 
---	--	---	--

Rubber Metal Part

Photo.....

<p>518868</p> <p>CHEVROLET Ref.No. ANCHOR:6038</p> 	<p>518869</p> <p>CHEVROLET Ref.No. 12546070</p> 	<p>518870</p> <p>CHECKER Ref.No. ANCHOR:6056</p> 	<p>518871</p> <p>FORD Ref.No. FOTZ4800A</p> 
--	---	---	---

<p>518878</p> <p>TOYOTA Ref.No. 372300K010 372300K011</p> 	<p>518904</p> <p>TOYOTA Ref.No. 372300K010 372300K011 372300K021</p> 	<p>518905</p> <p>ISUZU Ref.No. 8943288000</p> 	<p>519034</p> <p>DAIHATSU Ref.No. 37230BZ010</p> 
---	--	--	--

<p>519035S</p> <p>LEXUS Ref.No. 3710042080</p> 	<p>519036S</p> <p>TOYOTA Ref.No. 3723039045</p> 	<p>519037</p> <p>PORSCHE Ref.No. 7L0521102D 7L0521102H 7L6521102P</p> 	<p>519457</p> <p>MERCEDES BENZ Ref.No. 1074102181 1074102281 1164102781 1164102981 1164103081 1234101081 1234101081S</p> 
--	---	--	--

Rubber Metal Part

Photo.....

<p>519573</p> <p>KIA Ref.No. AD08950501</p> 	<p>530151</p> <p>BMW Ref.No. 26127526631 26127558745</p> 	<p>530152</p> <p>BMW Ref.No. 26127526632</p> 	<p>530153</p> <p>BMW Ref.No. 26127507318 26127513218</p> 
---	--	---	--





<p>530154</p> <p>BMW Ref.No. 26121229317 26121229682</p> 	<p>530178</p> <p>MERCEDES BENZ Ref.No. 1404100781</p> 	<p>530187</p> <p>VOLVO Ref.No. 1340501</p> 	<p>530441S</p> <p>GM Ref.No. 368010</p> 
--	---	---	---



<p>530758</p> <p>BMW Ref.No. 7542238 26117542238 GAB01027</p> 	<p>530764</p> <p>ISUZU Ref.No. 8979428770</p> 	<p>530808</p> <p>FORD Ref.No. 7A2Z4A499A</p> 	<p>531014</p> <p>BMW Ref.No. 26127564694</p> 
---	---	---	--

Rubber Metal Part

Photo.....

<p>531016</p> <p>BMW Ref.No. 26127629466</p> 	<p>531018</p> <p>BMW Ref.No. 26127564695</p> 	<p>531020S</p> <p>MERCEDES BENZ Ref.No. 6394100681 A6394100681</p> 	<p>531021S</p> <p>MERCEDES BENZ Ref.No. 6394100481 A6394100481</p> 
--	--	---	--

<p>531023</p> <p>BMW Ref.No. 26127558745</p> 	<p>531026</p> <p>BMW Ref.No. 26103413996</p> 	<p>531028S</p> <p>MERCEDES BENZ Ref.No. 9014110415 9034100010 05104574AA 2D0598351 2D0598351A 5104574AA 9014110415S1</p> 	<p>531031</p> <p>BMW Ref.No. 26122282496 26127501258 26127506783</p> 
--	--	---	--





<p>531032</p> <p>MERCEDES BENZ Ref.No. 3634100151</p> 	<p>531034</p> <p>TOYOTA Ref.No. 437428010</p> 	<p>531049</p> <p>IVECO Ref.No. 42554407 42561251 42535254 42535254</p> 	<p>531050</p> <p>VW Ref.No. 42538439 93156460 42538439 93156460 93157025</p> 
---	---	---	--

Rubber Metal Part

Photo.....





<p>531051</p> <p>MERCEDES BENZ Ref.No. 2044100981 2044101181 2044101581 2044100981S1 2044101181S1 2044101581S1</p> 	<p>531052</p> <p>MERCEDES BENZ Ref.No. 6394100681 6394100681S1</p> 	<p>531053</p> <p>MERCEDES BENZ Ref.No. 6394100481 6394100481S1</p> 	<p>531056</p> <p>MERCEDES BENZ Ref.No. 9704110012 4110212</p> 
--	--	---	---

<p>531058S</p> <p>AUDI Ref.No. 81394106013 81394106017 81394106019</p> 	<p>531547S</p> <p>FORD Ref.No. 2101211X</p> 	<p>531548</p> <p>FORD Ref.No. 210121CR</p> 	<p>531656</p> <p>TOYOTA Ref.No. 372300K050</p> 
---	--	--	---

<p>531663</p> <p>FORD Ref.No. 45951CR</p> 	<p>531664</p> <p>FORD Ref.No. 45949CR</p> 	<p>531665</p> <p>FORD Ref.No. 45948CR</p> 	<p>531667S</p> <p>FORD Ref.No. 2122791X</p> 
--	--	---	--

Rubber Metal Part

Photo.....

<p style="text-align: center;">531668</p> <p>VW Ref.No. 212067CR</p> 	<p style="text-align: center;">531669S</p> <p>VW Ref.No. 2120673X</p> 	<p style="text-align: center;">531671S</p> <p>FORD Ref.No. 2117931X BF8T4800A</p> 	<p style="text-align: center;">531679S</p> <p>HYUNDAI Ref.No. 495752B000</p> 
---	--	---	---

<p style="text-align: center;">531685S</p> <p>FORD Ref.No. 2100842XR</p> 	<p style="text-align: center;">531766</p> <p>ISUZU Ref.No. 5375160061</p> 	<p style="text-align: center;">531949</p> <p>ALFA ROMEO Ref.No. 1215304</p> 	
---	--	---	--

--	--	--	--

GSP Rubber Metal Parts catalogue Page Index

GSP Ref.	Application	OE No.	Page No.
510413S	MERCEDES BENZ	1155860141 1234100015	69,76,84-85,88-89
510419	MERCEDES BENZ	1234110015	69,76,84,88-89
510434S	MERCEDES BENZ	1244100115 1244100615 1244100715 1264100515	67-69,77-81,85-88,90-92,94
510435	MERCEDES BENZ	1244100181 1244100681	77-78,80-81,85-86,89-91,93
510436	MERCEDES BENZ	1234110315	66-69,76-78,80,84-91,94-95
510453	MERCEDES BENZ	2014100581	66-69
510458	MERCEDES BENZ	2024100615	66-68,71-72,79-80,85-86,90-91
510459S	MERCEDES BENZ	2014100715 2024101015	66-68,70-72,78-82,85-87,89-92
510460	MERCEDES BENZ	1244110015 2024110615	66-68,70-72,78-82,85-87,89-92
510463	MERCEDES BENZ	2014112347	67,78-81,85-87,90-92
510465S	MERCEDES BENZ	6014101510 6014101710 6015860041 A6014101510 A6014101710 A6015860041	101-102
510469	MERCEDES BENZ	2014113047 2024111747	67-69,77-78,80,85-86,90
510477	MERCEDES BENZ	1074102181 1074102281 1164102781 1164102981 1164103081 1234101081	76-77,84-85,88-89,93-97
510489	MERCEDES BENZ	6014101210	66
510503	MERCEDES BENZ VW	9014110312 9014110412 2D0521351 6014102110	98-101,131-132
510511	MERCEDES BENZ	1244100181 1244100681 1244100181S 1244100681S	77-78,80-81,85-86,89-91,93
510568	MERCEDES BENZ	2104101281 2104101881	79,81-82
510569	MERCEDES BENZ	1244110615	67-72,74-75,77-82,85-87,89-92,94,96-97
510570S	MERCEDES BENZ	1244100215 2014101715 2024101315	67-72,74-75,77-82,85-87,89-92,94,96-97
510571	MERCEDES BENZ	1244110515	70-72,75-77,79-82,87,91-92,95,97
510572S	MERCEDES BENZ	1244100515 1244100815	77,87,91-92
510573	MERCEDES BENZ	1234110215	77,84,89,94-96
510574S	MERCEDES BENZ	1264100115	77,84,89,94-96
510575	MERCEDES BENZ	1074110015 1264110215	79,81,87,92-97
510576S	MERCEDES BENZ	1074100015 1075860041 1264100415	79,81,87,92-97
510578S	MERCEDES BENZ	2024101115	70-72,75,79-82,97
510579	MERCEDES BENZ	2104110515	70-72,75-76,79,82,97
510580S	MERCEDES BENZ	1294100015 2104100815	69-72,75-76,78-80,82,87,91-92,95,97

GSP Rubber Metal Parts catalogue Page Index

GSP Ref.	Application	OE No.	Page No.
510596	BMW VOLVO	1220843 26111209168 26111227420 26111229080 26117511454	3-29,126-130
510597	BMW	26111227410	7-10,13-15,19,22,28-29
510627	BMW	26121225152	6-7,14
510628	BMW	26121225774 26121226415 26121226723 26121225774S 26121226415S 26121226723S	6-7,14,18-19,22,26
510641	BMW	26111204294 26111207785 26111225624	3-9,11-20,22-23,28-29
510657	BMW	26111206492 26111206502 26121102275 26121104355 26121108375 26121108398 26121204999 26121205000	5-6,17-18,24-25
510658	BMW	26121227997	26
510659	BMW	26121226731 26121229089	7-9,13-15,19-20,22,28-29
510662	BMW	26111109603	17-18,24-26,29
510663	BMW	26111227690 26111229065	10,16,19-20,22-23,26-27,29
510709	CITROEN PEUGEOT RENAULT	158478 404015 404018 404020 404022 7910014811	35-36,112-117
510853	OPEL VAUXHALL	458009 90343676 0458009	111-112,125-126
511380	FORD	6649122 6649122S2 92VB4826BB	46-48
511381	FORD	4060617 4060617S1 4104708 413048034 6635542 7239265 92VB4826CA 95VB4826AA 95VB4826AB 98VB4826AB 98VB4826ABK 99VB4826AB T106930 YC1W4826BC	45-48
511499	MERCEDES BENZ	3894100122 3894100222 6544100022	88
511573S	MERCEDES BENZ	1634100010 1634100010S1	87-88

GSP Rubber Metal Parts catalogue Page Index

GSP Ref.	Application	OE No.	Page No.
511574	MERCEDES BENZ	1244100281 1244100781 1244100281S 1244100781S1	69,77-81,87,91-97
511846	MITSUBISHI	MB000076 MB000083	105
511889	NISSAN	3752141L25 37521Q0125 37521W1029 37521W1085 C7521W1085	108-109
511891	NISSAN	3752132G25 3752133G25 3752156G25	109
511891S	NISSAN	3752133G25 3752156G25 C752156G27	108,110
511897	NISSAN PLYMOUTH	3752133G25 3752136G25 3752156G25 3752156G27 3752157G26	109,114
512087	TOYOTA	3723035070	119,124
512089	TOYOTA	3723022140 3723024010	120
512090	TOYOTA	3723035120 372300K030 37230OK040	123
512091	TOYOTA	3723035130	123
512093	RENAULT TOYOTA	3723035090	116,119,123
512094	TOYOTA	3723026020	122
512095	TOYOTA	3723022140	125
512301	BMW	26121229492 26127501257	8-10,14-16,19,22,29
512314	MERCEDES BENZ	1264100181	93-94
512315	MERCEDES BENZ	2024100281 2024100481	70-72,75-76,97
512316	MERCEDES BENZ	2024100381 2024100581 2024100381S 2024100581S	70-72,75,97
512326	MERCEDES BENZ	2024110315	70-72,75,79-82,97
512369	TOYOTA	3723035061 3723035080 3723035060 3723035100	123
512464	OPEL	458014 90470670 0458014	111-112
512668	MERCEDES BENZ	2104101681 2104101981 2114100081 2114100081S1	79-83,93
512669	MERCEDES BENZ	3814100922	66
512671S	MERCEDES BENZ	1294100115	93,95,97
512676	MERCEDES BENZ	1294110015	93,95,97
512677	MERCEDES BENZ	2104110215	71-76,79,81-82,93,95,97-98
512678	MERCEDES BENZ TOYOTA	2104110415	69-76,79-84,93,95,97-98,120
512691	BMW	26121209532	17-18,24

GSP Rubber Metal Parts catalogue Page Index

GSP Ref.	Application	OE No.	Page No.
512692	BMW	26121226442 26121226657	19,22,26
513001	TOYOTA	3723020130	119-120,122-125
513040	LEXUS TOYOTA	3723059015	65,119,123-125
513040S	LEXUS TOYOTA	3723059015	65,119,124-125
513041	TOYOTA	3723022190	124
513042	TOYOTA	3723030152	120-121,124
513055	TOYOTA	3723030090	120-121
513307	NISSAN	3752101W25	109
513553	TOYOTA	3723035030	124
513557	TOYOTA	3723035070 3723035080 3723035100	119,122
513558	TOYOTA	3723030040	124
513559	TOYOTA	3723036061	122
513560	TOYOTA	3723036H00	121
513561	TOYOTA	3723036081	121,125
513562	TOYOTA	3723026010	122
513565	NISSAN	37521W1025	108
513569	MAZDA	P02725310	66
513570	MAZDA	P04725310	66
513572	ISUZU	8943287990	63
513573	ISUZU	8970257520	63
513574	ISUZU	8942229720	63
513579	ISUZU	1375101050	63
513580	HYUNDAI MITSUBISHI	MB154199 MR357998	54,106-107
513581	MITSUBISHI	MB154080	106-107
513582	MITSUBISHI	MB154706 MR2231199799	106
513583	DODGE MITSUBISHI	MB000815	38,107
513759	NISSAN	37521F4025	108
513763	TOYOTA	3723035050	123
513771	BMW	26127521855	20-21,23-25,27
513772	BMW	26127521856	20-21,23,25
514085	TOYOTA	3723042010	125
514780	SUBARU	27031FC001 27031FC030 27031FC041	118
514781	PORSCHE VW	95542102025 7L0521102D 7L0521102H 7L0521102N 7L0521102NSK 7L6521102P 7L6521102Q 95542102014SK	115,133
514782	HONDA	40520SR7J01	53
514783	ISUZU	5375160051	63
514786	MITSUBISHI	MB505495	106-107
514788	HONDA	40100S2H003 40100S4N003	53
514789S	LEXUS TOYOTA	3723048010 3723049015	66,122-123
514790S	NISSAN	375215C525	108

GSP Rubber Metal Parts catalogue Page Index

GSP Ref.	Application	OE No.	Page No.
514791S	INFINITI NISSAN	37000JD000 3752106R25 375216P026	54,108-110
514792	BMW	26121229726 26127507740	28
514793	HYUNDAI KIA	493002E000	54,64
514793S	HYUNDAI KIA	493002E000 495752E000	54,64
514794	MITSUBISHI	MR165252 MR357998	106
514795S	MERCEDES BENZ VW	2E0598351B A9064100081 A9064100181 A9064104406	98,131
514796	MITSUBISHI	MR953919	106-107
514797	MITSUBISHI	3450A017 MR580647	106-107
514798S	LAND ROVER	TOQ000010 TOQ000040	65
514799	LAND ROVER	LR037027 TVB500360	65
514800S	CITROEN MITSUBISHI PEUGEOT	280191	36,106-107,113
514801	FORD	1094821 7222317 96BG3C083E1A	44-45
514802	CHEVROLET OPEL	20781756 0446073 446073	32,110
514803	SUBARU	27111AG220	118
514804	SUBARU	27111SA011	118
514805	SSANG YONG	3320008000 3320008300	118
514806S	FORD MAZDA	1454605 5031497 SA6825300 SA6825300A	42,45,66
514807	MERCEDES BENZ	A9064100101 A9064103401	98
514808	AUDI VW	5N0521101C	3,133
514808S	AUDI VW	5N0521101C 5N0521101E	3,133
514809	VW	7H0407181	132-134
514810	MAZDA	KG0325109U	66
514811S	HYUNDAI KIA	493002P100 495752P000	54,64
514812	MAZDA	PH0125100	66
514813S	LEXUS TOYOTA	3723039095	65,120-121,124-125
514814	MAZDA	PH0125100B	66
514815	MAZDA	KG0325109U	66
514816	HONDA	40100S9AE01 40100S9AJ01	53
514817	HONDA	40100S10A01 40520S10003	53
514818	HYUNDAI MITSUBISHI	4913026000 491304A000 491304A400	54,106-107

GSP Rubber Metal Parts catalogue Page Index

GSP Ref.	Application	OE No.	Page No.
514819	mitsubishi	MN171429 MR223119	106
514820	mitsubishi	MR196669	106-107
514821	mitsubishi	MR953922	106-107
514822	toyota	3723028010	123
514823	toyota	3723012120	120,125
514824	toyota	3723019015	120,125
517185	BMW	26121229242	19-20,22
517626	LEXUS TOYOTA	3723030110	65,119,121
517627	LEXUS TOYOTA	3723030170	65-66,119,121,125
517628	LEXUS TOYOTA	3723050030	65,120
517682	MAZDA	P03025310C	66
517683S	MAZDA	SA5125300	66
517684	toyota	3723036140 3720735011	120-122,125
517955	BMW	26117546425 26117610061	3-5,11-13,16-17,21-27,29
517956	BMW	26117512619 26117573276	11-13,16-17,20-21,23,25-27
517957	PORSCHE VW	95542101000 95542102021 7L0521403 7L6521403	115,133
518077S	MERCEDES BENZ	1244100015 2014100615 2014102115 2024101215	66-68,71-72,79-80,85-86,90-91
518107	FIAT LANCIA	7541164	40,65
518108	FIAT	10179037 808682	40
518199	FORD	FD305830	44
518204	FORD	FD305835	44
518292	CHEVROLET GMC	15512189	31-32,34,48,50,52-53
518293	FORD	E6TZ4800A	41-42,45
518385S	CHEVROLET FORD GMC	515693	31,41,43-44,49-50
518416	MERCEDES BENZ	1704100081	69-70,73-76,97-98
518418	BMW	26123413997	27
518419S	MERCEDES BENZ	6014101510 6015860041 6014101710	102
518867	CHEVROLET GMC INTERNATIONAL	3827424	30-35,48-63
518868	CHEVROLET DODGE FORD GMC INTERNATIONAL KENWORTH	ANCHOR:6038	30-39,41-45,48-64
518869	CHEVROLET DODGE FORD GMC	12546070	30-32,34,36,42-44,48-51,53

GSP Rubber Metal Parts catalogue Page Index

GSP Ref.	Application	OE No.	Page No.
518870	CHECKER CHEVROLET DODGE FORD GMC INTERNATIONAL ISUZU MITSUBISHI OLDSMOBILE PLYMOUTH	ANCHOR:6056	29-39,41-43,48-53,55,62-63,107,110,114-115
518871	FORD	FOTZ4800A	41-42,45
518878	TOYOTA	372300K010 372300K011	123
518904	TOYOTA	372300K010 372300K011 372300K021	123
518905	ISUZU	8943288000	63
519034	DAIHATSU TOYOTA	37230BZ010	36,119,125
519035S	LEXUS TOYOTA	3710042080	65-66,125
519036S	TOYOTA	3723039045	119-120,124
519037	PORSCHE VW	7L0521102D 7L0521102H 7L6521102P	115,133
519457	MERCEDES BENZ	1074102181 1074102281 1164102781 1164102981 1164103081 1234101081 1234101081S	76-77,84-85,88-89,93-97
519573	KIA	AD08950501	64
530151	BMW	26127526631 26127558745	3-4,11-12
530152	BMW	26127526632	4-5,11-13,16-17
530153	BMW	26127507318 26127513218	26
530154	BMW	26121229317 26121229682	8-10,14-16
530178	MERCEDES BENZ	1404100781	95,97
530187	VOLVO	1340501	127-130
530441S	GM	368010	48
530758	BMW	7542238 26117542238 GAB01027	4-5,11-13,16,20-21,23,25-27
530764	ISUZU	8979428770	63
530808	FORD	7A2Z4A499A	42
531014	BMW	26127564694	21,23-24
531016	BMW	26127629466	28
531018	BMW	26127564695	21,24-27
531020S	MERCEDES BENZ	6394100681 A6394100681	102-105
531021S	MERCEDES BENZ	6394100481 A6394100481	99,102-105
531023	BMW	26127558745	28
531026	BMW	26103413996	20,23,27

GSP Rubber Metal Parts catalogue Page Index

GSP Ref.	Application	OE No.	Page No.
531028S	MERCEDES BENZ VW	9014110415 9034100010 05104574AA 2D0598351 2D0598351A 5104574AA 9014110415S1	98-101,131-132
531031	BMW	26122282496 26127501258 26127506783	10,15-16
531032	MERCEDES BENZ	3634100151	69,88-89
531034	TOYOTA	0437428010	118
531049	IVECO	42554407 42561251 042535254 42535254	63-64
531050	BMW VW	42538439 93156460 042538439 093156460 93157025	10,131-134
531051	MERCEDES BENZ	2044100981 2044101181 2044101581 2044100981S1 2044101181S1 2044101581S1	69,73-76,78,83-84
531052	MERCEDES BENZ	6394100681 6394100681S1	102-105
531053	MERCEDES BENZ	6394100481 6394100481S1	99,102-105
531056	MERCEDES BENZ	9704110012 0004110212	102
531058S	AUDI BMW FORD HONDA KIA MAZDA MERCEDES BENZ NISSAN OPEL PEUGEOT RENAULT SUZUKI TOYOTA	81394106013 81394106017 81394106019	1-3,11,16,19,21,24-27,35-36,39-42,44-48,53-54,64-66,71,96,102, 106-120,122-131,133
531547S	FORD	2101211X	41
531548	FORD	210121CR	41
531656	TOYOTA	372300K050	121,123
531663	FORD	45951CR	41
531664	FORD	45949CR	41
531665	FORD	45948CR	43
531667S	FORD	2122791X	42
531668	VW	212067CR	131
531669S	VW	2120673X	130
531671S	FORD	2117931X BF8T4800A	41
531679S	HYUNDAI	495752B000	54
531685S	FORD	2100842XR	41
531766	ISUZU	5375160061	63
531949	ALFA ROMEO	1215304	1-2

GSP GROUP

No.1 Gaoxiang Road, High-tech Industrial Zone
Ouhai District, Wenzhou,China.
Tel. +86-577-86293118 86293268
Fax.+86-577-86293313
E-mail:internationalsales@gsp.cn
Http://www.gsp.cn

GSP North America (East Coast)

298 Commercial Road
Spartanburg SC 29303
Tel. +1-864-578-6900
Toll Free.+1-800-243-7225
Fax.+1-864-578-6978
E-mail:info@gspnorthamerica.com

GSP North America (West Coast)

15315 Marquardt Ave.
Santa Fe Springs, CA 90670
Tel: +1 562 926 3525
Fax: +1 562 376 8550
Email: sales@gspnorthamerica.com

GSP Europe GmbH

Leyboldstraße 10
D 50354 Hürth
Germany
Tel: +49 22 33-979 28 70
Fax: +49 22 33-979 28 72
Email: info@gsp-europe.com

GSP Latin America,Inc

3150 SW 38th Ave, Suite 1312, Coral Gables, FL 33146
Coral Gables, FL 33146
Tel: +1 305 446-7702 / +1 305 446-7703
Fax: +1 305 446-7701
E-mail:info@gsplatinamerica.com

GSP Nanjing Co.,Ltd

Shuanghu Road No.59 ,
Gaochun District, Nanjing

